THIS DRAWING IS UNPUBLISHED. RELEASED FOR PUBLICATION 2000
© COPYRIGHT 2000 BY TYCO ELECTRONICS CORPORATION. ALL RIGHTS RESERVED.

LOC	DIST
GW	–

REVISIONS

P	LTR	DESCRIPTION	DATE	DWN	APVD
	0	EH00-0248-93	11 OCT 93	RH	WB
	01	SR10-0065-01	20 FEB 01	KV	KV

1. CAN BE USED WITH 6 POS. MODULAR JACK
IN CERTAIN CASES IT FITS IN 8 POS. MODULAR JACK.
CONTACT AMP FOR MORE DETAILS
PACKAGING: 50.000 pcs IN A BOX

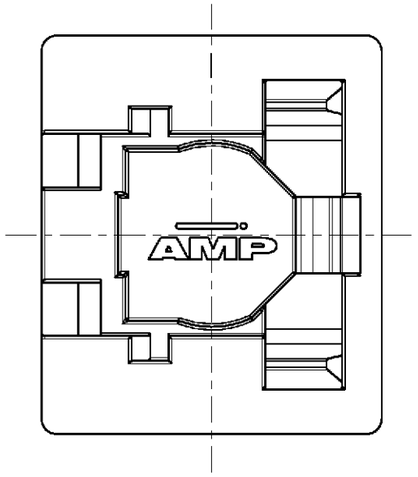

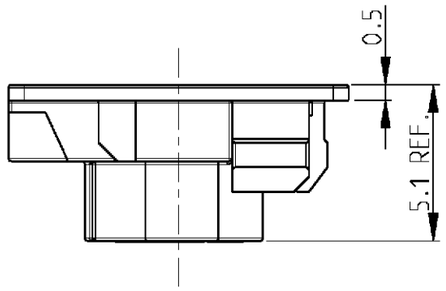

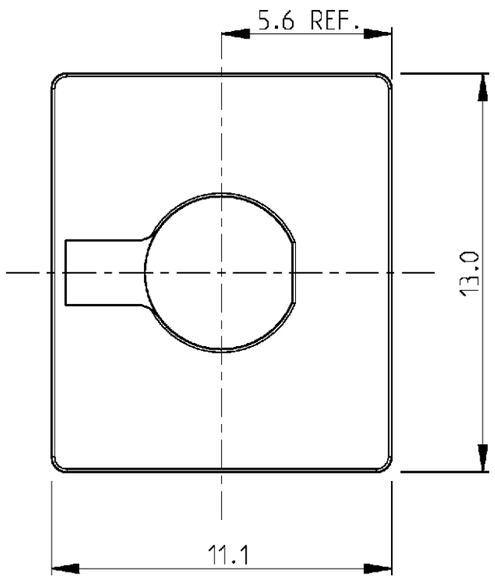

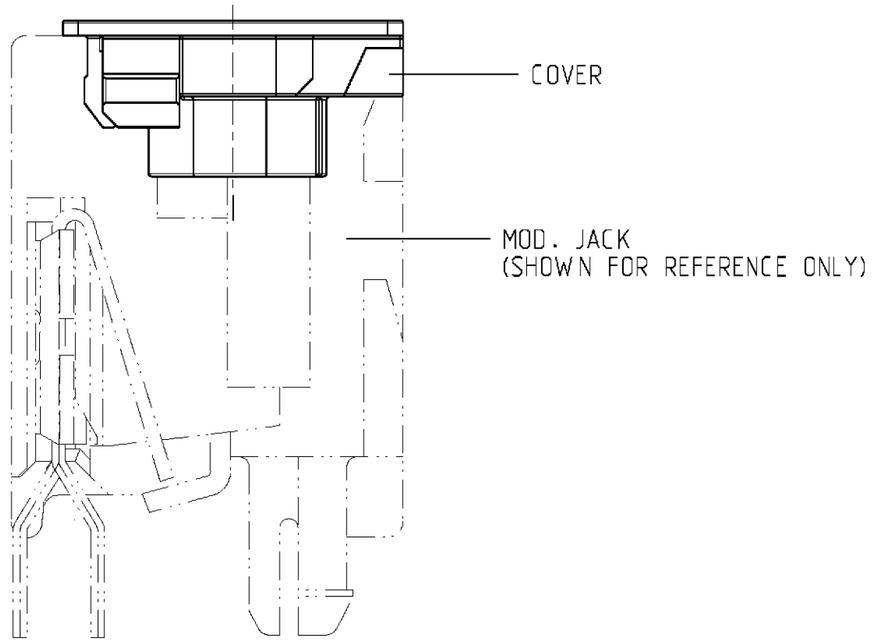

BLACK	G. F. NYLON	106307-1 1
COLOR	MATERIAL	PARTNUMBER

THIS DRAWING IS A CONTROLLED DOCUMENT FOR TYCO ELECTRONICS CORPORATION
IT IS SUBJECT TO CHANGE AND THE CONTROLLING ENGINEERING ORGANIZATION
SHOULD BE CONTACTED FOR THE LATEST REVISION.

DIMENSIONS: mm

TOLERANCES UNLESS OTHERWISE SPECIFIED:

0 PLC	±
1 PLC	±0.5
2 PLC	±0.13
3 PLC	±0.013
4 PLC	±0.0001
ANGLES	±

MATERIAL –

FINISH –

DWN – 11 OCT 93
CHK –
APVD –
PRODUCT SPEC –
APPLICATION SPEC –
WEIGHT –

tyco Electronics
Tyco Electronics
Oostkamp - Belgium

NAME
COVER 6 POS.

SIZE	CAGE CODE	DRAWING NO	RESTRICTED TO
A3	00779	C-106307	–

CUSTOMER DRAWING

SCALE 5:1 SHEET 1 OF 1 REV 01