REVISION AX

DO NOT SCALE FROM THIS PRINT

UNLESS OTHERWISE NOTED			TITLE:	DWG NO:
DIMENSIONS ARE IN INCHES	TOLERANCES ARE:		LOW COST BOARD SPACERS	XW-XX-XX-XXX-X-XXXX-XXX-XX-XXX
ONE PLACE DECIMALS ±.1	THREE PLACE DECIMALS ± .005	ANGLES ± 2°		SHEET 1 OF 2
TWO PLACE DECIMALS ±.01	FOUR PLACE DECIMALS ± .0020			

TABLE 1

LEAD STYLE		TERMINAL	'L'
SERIES D&Z	SERIES E		OVERALL LENGTH (REF)
07	N/A	T-1S6-07-XXX-2	.430
08	N/A	T-1S6-08-XXX-2	.530
09	09	T-1S6-09-XXX-2	.730
10	10	T-1S6-10-XXX-2	.830
11	11	T-1S6-11-XXX-2	.930
12	12	T-1S6-12-XXX-2	1.030
13	13	T-1S6-13-XXX-2	1.230
14	14	T-1S6-14-XXX-2	1.430
15	15	T-1S6-15-XXX-2	.630
16	N/A	T-1S6-16-XXX-2	.445
17	N/A	T-1S6-17-XXX-2	.480
19	19	T-1S6-19-XXX-2	1.330
20	20	T-1S6-20-XXX-2	1.130

XW-XX-XX-XXX-X-XXXX-XXX-XX-XXX

SERIES
D: .110 TAIL LENGTH
E: .330 TAIL LENGTH (N/A IN LEAD STYLE -07,-08,-16, OR -17)
Z: XXX TAIL LENGTH

No OF POSITIONS
-01 THRU -50
NO OF POS. PER ROW x .100

LEAD STYLE
(SEE TABLE 1)

PLATING SPECIFICATION
-G: 10μ" GOLD IN CONTACT AREA, 3μ" GOLD ON TAIL
-T: MATTE TIN CONTACT AND TAIL
-S: 30μ" SELECTIVE GOLD IN CONTACT AREA, MATTE TIN ON TAIL
-H: 30μ" GOLD IN CONTACT AREA, 3μ" GOLD ON TAIL
-L: 10μ" SELECTIVE GOLD IN CONTACT AREA, MATTE TIN ON TAIL
-F: 3μ" SELECTIVE GOLD IN CONTACT AREA, MATTE TIN ON TAIL
-E: 50μ" GOLD IN CONTACT AREA, 3μ" GOLD ON TAIL (STYLE -13 ONLY)
-STL: 30μ" SELECTIVE GOLD IN CONTACT AREA, TIN/LEAD (90/10 +/-5%) TAIL
-FM: 3μ" SELECTIVE GOLD IN CONTACT AREA, MATTE TIN ON TAIL
-LM: 10μ" SELECTIVE GOLD IN CONTACT AREA, MATTE TIN ON TAIL
-SM: 30μ" SELECTIVE GOLD IN CONTACT AREA, MATTE TIN ON TAIL
-TM: MATTE TIN CONTACT AND TAIL

ROW OPTION (SEE FIG. 1)
-S: SINGLE (USE TSW-XX-S)
-D: DOUBLE (USE RTSW-XX-D)
-T: TRIPLE (USE TSW-XX-T)
-Q: TRIPLE, OUTER ROWS FILLED ONLY (USE TSW-XX-T)

SPACE OPTION

TAIL LENGTH
Z SERIES ONLY

OPTION
-LL: LOCKING LEAD (SEE FIG 1) AVAILABLE ON TAILS FROM .090 TO .310 ONLY (N/A IN SINGLE ROW, 1 & 2 POS) OR -Q ROW)

OPTION
POLARIZING SPEC. (SEE FIG.2)
-XXX INDICATES OMITTED POS.

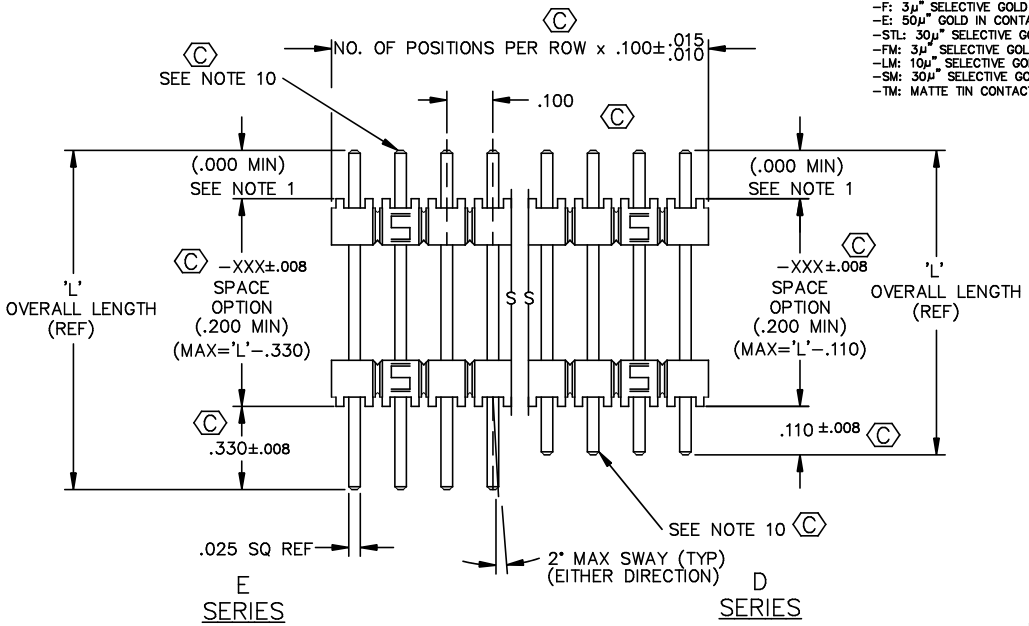

E SERIES

D SERIES

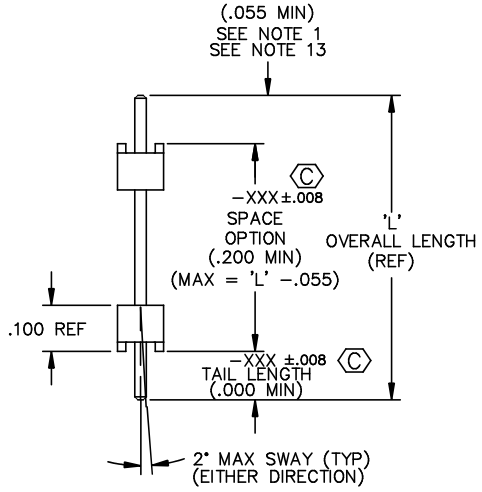

Z SERIES

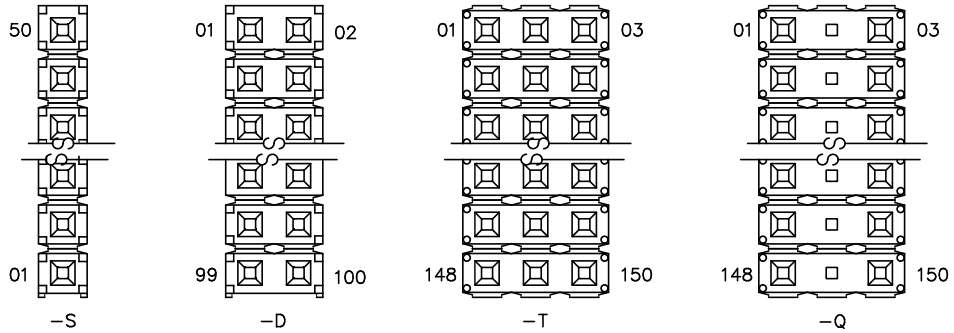

FIGURE 2

NUMBER POSITIONS WITH .330, .110, OR ZW TAIL DOWN

NOTES:

1. HEIGHT VARIATION BETWEEN ANY TWO PINS AND ROW SHALL BE .010 MAX.
2. DELETED ~~-S PLATING: PLATED AREA WILL BE ON THE LONGER TAIL.~~
3. DELETED ~~-G PLATING: HEAVY GOLD ON LONGER TAIL~~
4. DELETED ~~-L PLATING: GOLD ON LONGER TAIL~~
5. DELETED ~~-H PLATING: HEAVY GOLD ON LONGER TAIL~~
6. DELETED ~~-F PLATING: FLASH SELECTIVE GOLD ON LONGER TAIL~~
7. DELETED ~~-P PLATING: GOLD FLASHED PALLADIUM NICKEL ON LONGER TAIL~~
8. DELETED ~~-E PLATING: EXTRA HEAVY GOLD ON LONGER TAIL~~
9. (Ⓒ) REPRESENTS A CRITICAL DIMENSION.
10. -F, -S, -L, -P GOLD TO BE ON LONGER TAIL.
    -G, -H, -E, HEAVY GOLD TO BE ON LONGER TAIL.
11. CRIMPED TAILS OF .090 TO BE TOLERANCED +.008/-.000.
12. TSW-50-D TO BE USED IF RTSW-50-D IS NOT AVAILABLE
13. .000 MIN IF TAIL LENGTH IS GREATER THAN OR EQUAL TO .055.
14. TERMINAL PUSHOUT FORCE: 3 LBS. MIN.
15. MAXIMUM CUT FLASH: .010[.25]
16. FOR ADDED MECHANICAL STABILITY, SAMTEC RECOMMENDS MECHANICAL BOARD SPACERS BE USED IN APPLICATIONS WITH GOLD OR SELECTIVE GOLD PLATED CONNECTORS. CONTACT IPG@SAMTEC.COM FOR MORE INFORMATION.

EXISPROD\ASSEMBLY\100
XW-XX-XX-XXX-X-XXXX-XXX-XX-XXX-ASM1

MATERIAL:
BODIES:
PBT, UL 94 VO
GLASS FILLED POLYESTER
COLOR: BLACK
TERMINALS:
PHOSPHER BRONZE, ALLOY NO. 510, 3/4 HARD, TENSILE RANGE 95-105 KSI

samtec
520 PARK EAST BLVD. NEW ALBANY, INDIANA 47150
PHONE (812) 944-6733 P.O. BOX 1147
CODE 55322

MADE BY: WILLIAMS 8-13-84

XW-XX-XX-XXX-X-XXXX-XXX-XX-XXX
SHEET 1 OF 2

PROPRIETARY NOTE
THIS DOCUMENT CONTAINS INFORMATION CONFIDENTIAL AND PROPRIETARY TO SAMTEC INC. AND SHALL NOT BE REPRODUCED OR TRANSFERRED TO OTHER DOCUMENTS OR DISCLOSED TO OTHERS OR USED FOR ANY PURPOSE OTHER THAN THAT FOR WHICH IT WAS OBTAINED WITHOUT THE EXPRESSED WRITTEN CONSENT OF SAMTEC INC.