



SEMIPONT® 3

Power Bridge Rectifiers

SKB 52

Features

- Robust plastic case with screw terminals
- Large, isolated base plate
- Blocking voltage up to 1800 V
- High surge currents
- Single phase bridge rectifier
- Easy chassis mounting
- UL recognized, file no. E 63 532

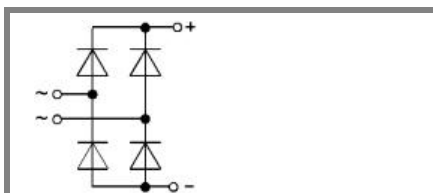
Typical Applications

- Single phase rectifiers for power supplies
- Input rectifiers for variable frequency drives
- Rectifiers for DC motor field supplies
- Battery charger rectifiers

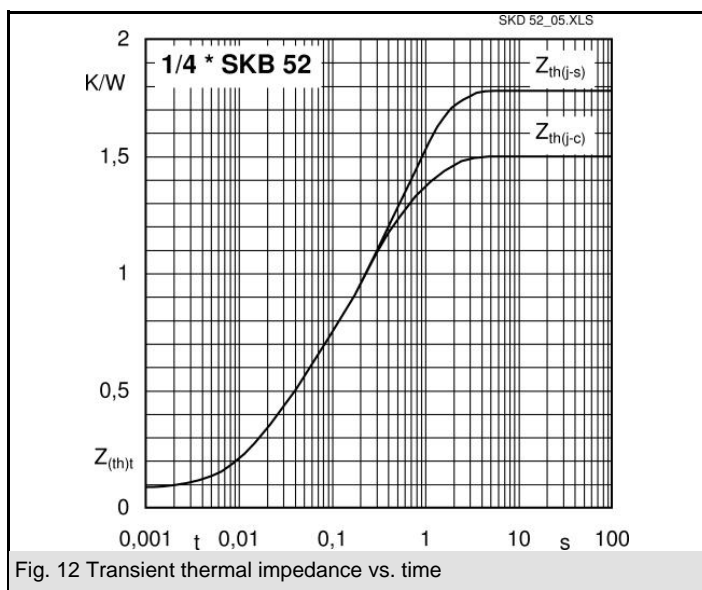
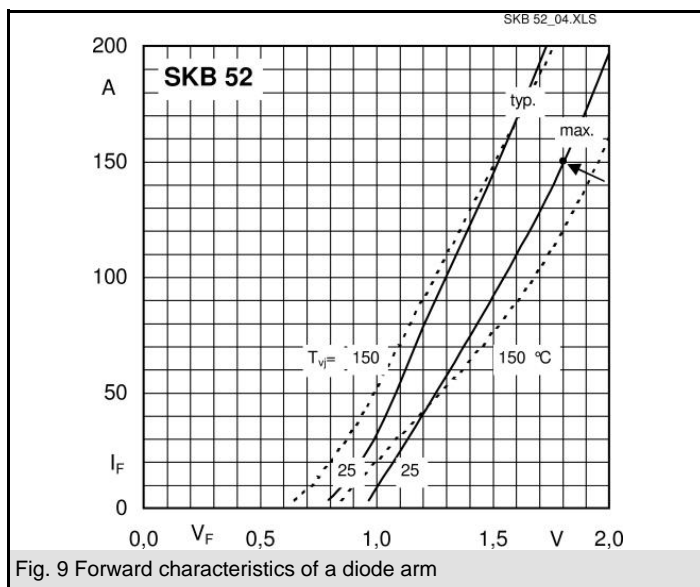
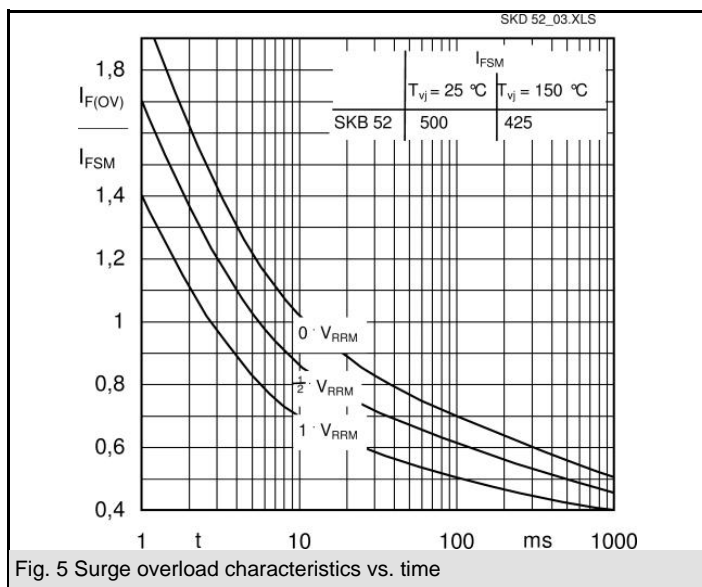
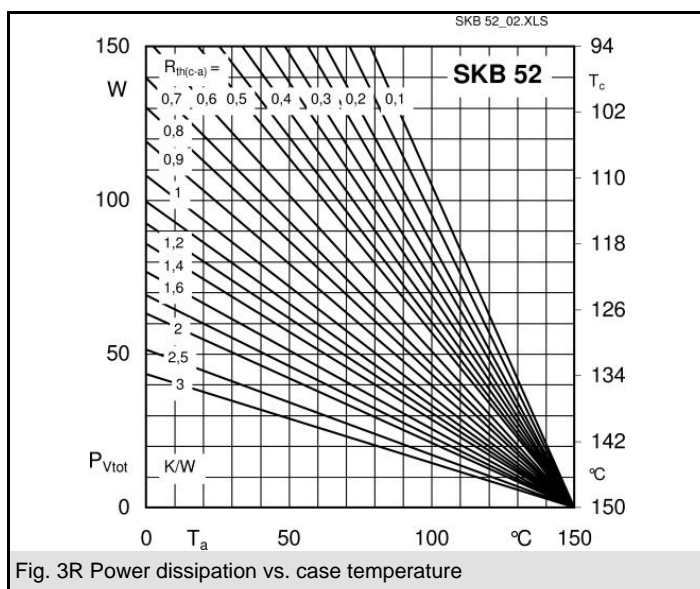
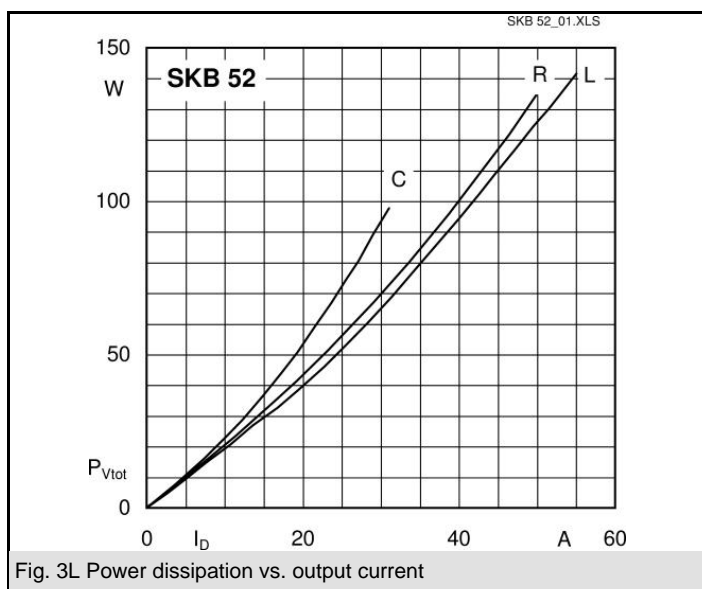
- 1) Freely suspended or mounted on an isolator
- 2) Mounted on a painted metal sheet of min. 250 x 250 x 1 mm:
 $R_{th(s-a)} = 1,8 \text{ K/W}$

V_{RSM} V	V_{RRM}, V_{DRM} V	$I_D = 50 \text{ A}$ (full conduction) ($T_c = 99^\circ \text{C}$)
400	400	SKB 52/04
800	800	SKB 52/08
1200	1200	SKB 52/12
1400	1400	SKB 52/14
1600	1600	SKB 52/16
1800	1800	SKB 52/18

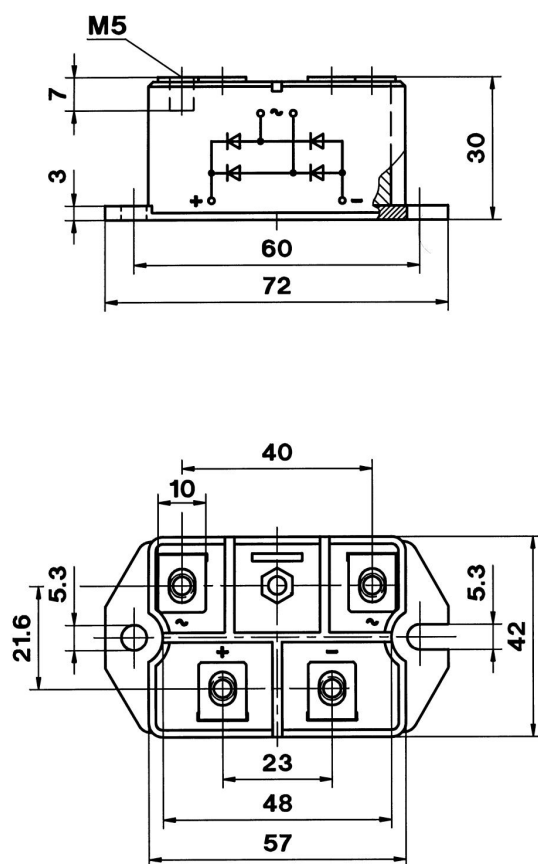
Symbol	Conditions	Values	Units
I_D	$T_c = 85^\circ \text{C}$ resistive / inductive load	60	A
	$T_a = 45^\circ \text{C}$; isolated ¹⁾	9,5	A
	$T_a = 45^\circ \text{C}$; chassis ²⁾	21,5	A
	$T_a = 45^\circ \text{C}$; P1A/120 (P1A/200)	40 (45)	A
I_{FSM}	$T_{vj} = 25^\circ \text{C}$; 10 ms	500	A
	$T_{vj} = 150^\circ \text{C}$; 10 ms	425	A
i^2t	$T_{vj} = 25^\circ \text{C}$; 8,3 ... 10 ms	1250	A ² s
	$T_{vj} = 150^\circ \text{C}$; 8,3 ... 10 ms	900	A ² s
V_F	$T_{vj} = 25^\circ \text{C}$; $I_F = 150 \text{ A}$	max. 1,8	V
$V_{(TO)}$	$T_{vj} = 150^\circ \text{C}$	max. 0,85	V
r_T	$T_{vj} = 150^\circ \text{C}$	max. 8	mΩ
I_{RD}	$T_{vj} = 25^\circ \text{C}$; $V_{DD} = V_{DRM}$; $V_{RD} = V_{RRM}$	max. 0,5	mA
	$T_{vj} = 150^\circ \text{C}$; $V_{RD} = V_{RRM}$	5	mA
$R_{th(j-c)}$	per diode	1,5	K/W
	total	0,375	K/W
$R_{th(c-s)}$	total	0,07	K/W
T_{vj}		-40 ... + 150	°C
T_{stg}		-40 ... + 125	°C
V_{isol}	a. c. 50 Hz; r.m.s.; 1 s / 1 min.	3600 (3000)	V
M_s	to heatsink	5 ± 15%	Nm
M_t	to terminals	5 ± 15%	Nm
m		165	g
Case		G 35	



SKB



Dimensions in mm



Case G 35

This technical information specifies semiconductor devices but promises no characteristics. No warranty or guarantee expressed or implied is made regarding delivery, performance or suitability.