THIS DRAWING IS UNPUBLISHED. RELEASED FOR PUBLICATION 2015
© COPYRIGHT 2015 Tyco Electronics AMP GmbH ALL RIGHTS RESERVED.

REVISIONS

P	LTR	DESCRIPTION	DATE	DWN	APVD
	B6	ECR-14-015440	16OCT2014	MN	Sche
	B7	NEW VARIANTS ADDED. NEW 3D DRW CREATED	09JUN2015	Mah	SCHI
	B8	DEACTIVATED PNs 1355950-4 AND 968075-4	17MAY2016	SCK	SCHI
	B9	CRIMP DESIGN TYPE column in table added	08NOV2017	MAH.	SCHI

Normale Anwendung
STANDARD APPLICATION

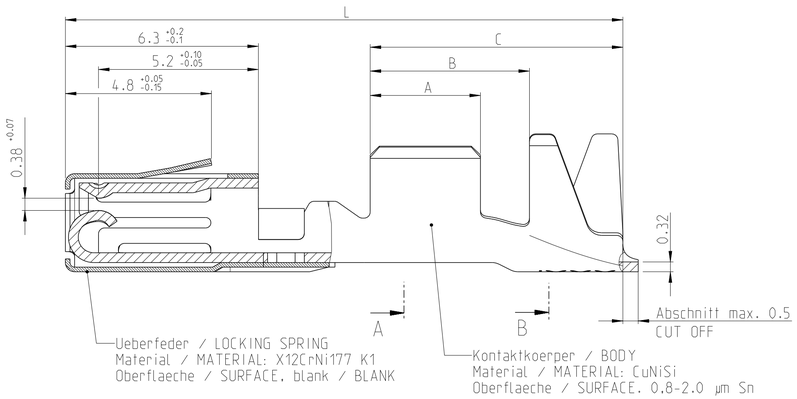

Ansicht ohne Crimp
VIEW WITHOUT CRIMP

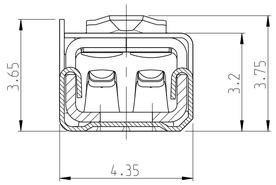

Einzeldichtungssystem
SINGLE WIRE SEAL SYSTEM

(MISSING DIMENSIONS SEE STANDARD APPLICATION)
(Fehlende Masse siehe normale Anwendung)

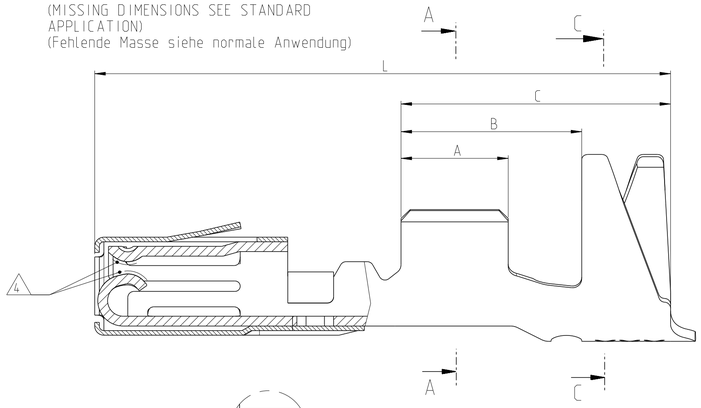

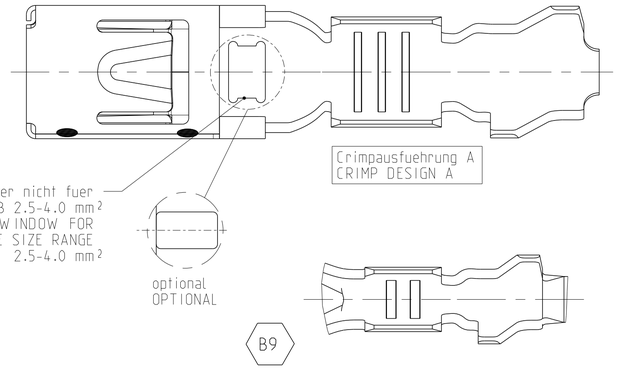

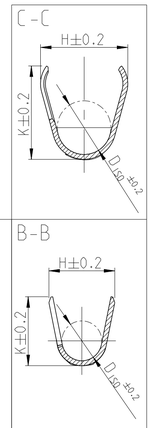

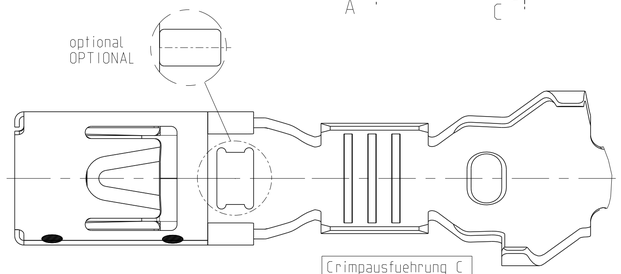

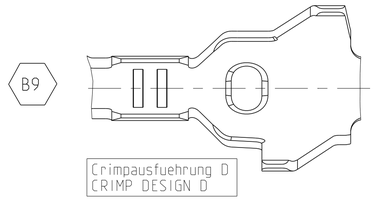

B9

	TE-Bestell-Nr. Bandware TE ORDER NO STRIP FORM	REV.	NOTE / Oberflaeche SURFACE	Sn	VERSION	Drahtgroessenbereich WIRE SIZE RANGE [mm²]	A	B	C	E	G	D_{Dr}	H	K	D_{ISO}	L	zugehoerige Einzeldichtung SUITABLE SINGLE WIRE SEAL: Gramm GRAM / Gewicht WEIGHT	Verarbeitung APPLICATION	Crimpausfuehrung CRIMP DESIGN	Bestell-Nr. ORDER NO. TAB NR: 116-18005-600	Farbe COLOUR
SUPERSEDED BY 968075-5	~~968120-5~~	D	4	-	Einzeldichtungssystem SINGLE WIRE SEAL SYSTEM	> 1.0-2.5	3.5	5.9	8.8	3.6	3.8	1.7	5.7	6.1	3.5	18.8	0.5	siehe Verarbeitungsspezifikation SEE APPLICATION SPECIFICATION 114-18141-1	C	967609-1	gelb/YELLOW
	968120-2	D	-	X													0.5				
	968119-4	D	6	-		> 0.5-1.0	3.0	5.4	8.3	2.5	2.7	1.2	5.5	5.9	3.3		0.5			967610-1	grau/GREY
SUPERSEDED BY 968075-5	~~968119-5~~	D	4	-													0.5				
SUPERSEDED BY 968119-4	~~968119-3~~	D	5	-													0.5				
	968119-2	D	-	X													0.5				
SUPERSEDED BY 968075-5	~~968680-5~~	B	4	-		0.35-0.5	2.5	4.9	7.8	2.1	2.1	0.8	5.4	5.7	3.2		0.5		D		
	968680-2	B	-	X													0.5				
SUPERSEDED BY 968075-5	~~1355950-5~~	-	4	-	normale Anwendung STANDARD APPLICATION	> 2.5-4.0	4.0	5.9	9.3	4.5	4.7	2.3	5.4	5.6	3.2	19.6	0.5		A		
	~~1355950-4~~	A	6	-													0.5				
B9	1355950-3	B	8	-													0.5				
	1355950-2	B	-	X													0.5				
7	968075-5	D	4	-		> 1.0-2.5	3.5	5.2	8.25	3.6	3.8	1.7	4.3	4.5	2.6	18.2	0.5				
	~~968075-4~~	A	6	-													0.5				
B9	968075-3	B	8	-													0.5				
	968075-2	D	-	X													0.5				
SUPERSEDED BY 968075-5	~~968074-5~~	D	4	-		> 0.5-1.0	3.0	4.6	7.0	2.5	2.7	1.2	3.2	3.4	1.8		0.5				
	968074-2	D	-	X													0.5				
SUPERSEDED BY 968075-5	~~968678-5~~	B	4	-		0.35-0.5	2.5	3.7	5.8	2.1	2.1	0.8	2.9	2.9	1.4		0.5		B		
	968678-2	B	-	X													0.5				

NOTES
Bemerkungen

1. SUITABLE FOR PIN CONTACT SEE DRAWING:
   Passend zu Stiftkontakt:
   TE: 1355933
2. FOR FLR-CONDUCTOR ACCORDING TO DIN 72551, PART 6 ONLY
   Nur fuer FLR-Leitungen nach DIN 72551, Teil 6
3. DETAILS OF DESIGN ARE LEFT TO MANUFACTURER
   Einzelheiten der Ausfuehrung bleiben dem Hersteller ueberlassen

4. MIN. 0.8µm Au OVER MIN. 1.2µm Ni
   Min. 0.8µm Au ueber min. 1.2µm Ni
5. 2-4µm ELECTROPLATED SILVER
   2-4µm galvanisch Silber
6. MIN. 0.8µm PdNi OVER MIN. 1.2µm Ni
   Min. 0.8µm PdNi ueber min. 1.2µm Ni
7. FOR INSPECTION PURPOSES ONLY
   Nur fuer Pruefzwecke
8. B9 MIN. 2.8-5.0µm Ag OVER MIN. 0.2-1.0µm Ni
   Min. 2.8-5.0µm Ag ueber min. 0.2-1.0µm Ni

1:1 1:1

THIS DRAWING IS A CONTROLLED DOCUMENT.

DIMENSIONS: mm
TOLERANCES UNLESS OTHERWISE SPECIFIED: 0 PLC ± n. ISO 8015; 1 PLC ± n. ISO 2768-; 2 PLC ± mm -E; 3 PLC ± n. DIN 16901; 4 PLC
ANGLES ±
MATERIAL -
FINISH -

DWN S.Garcia 22MAY2000
CHK R.Jetter 22MAY2000
APVD -
PRODUCT SPEC 108-18476-1
APPLICATION SPEC 114-18141-1
WEIGHT -

TE Connectivity

NAME MICRO POWER QUADLOK BUCHSENKONTAKT
Tabellenzeichnung Buchsenkontakt
TABLE SOCKET CONTACT

SIZE A1 | CAGE CODE 00779 | DRAWING NO C-1355934 | RESTRICTED TO -

CUSTOMER DRAWING | SCALE 5:1 | SHEET 1 OF 1 | REV B9

4805 (3/13)