

Overview

Ferrite power inductors are useful in various fields and suitable for DC/DC converters and noise filters.

Applications

Typical applications include LED lighting, xDSL modems, copying machines, flat TVs, smart meters and power supplies.

Benefits

- Drum core construction
- Nickel-Zinc (NiZn) ferrite core
- Magnetic non-shield type
- Operating temperature range of up to +105°C
- Available in tape and reel
- RoHS Compliant

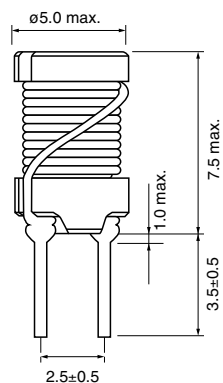


Ordering Information

SBCP-	47HY	150	H	B
Series	Core Size	Inductance Code (μH)	External Tube	Packaging Type
SBCP	Outer size x height 47HY = \varnothing 4.5 × 7.0 87HY = \varnothing 8.0 × 7.5 80HY = \varnothing 8.0 × 10.0 11HY = \varnothing 11.0 × 11.0 14HY = \varnothing 11.0 × 14.0	First two digits represent significant figures. Third digit specifies number of zeros.	Blank = None H = Presence (only for core sizes 87HY, 80HY and 11HY)	B = Bulk Blank = Tape and reel

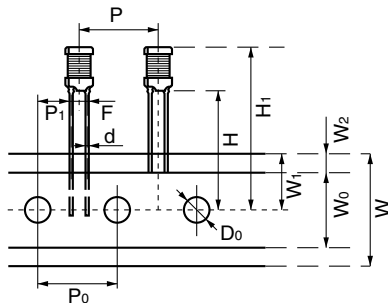
Dimensions – Millimeters

SBCP-47HY Series



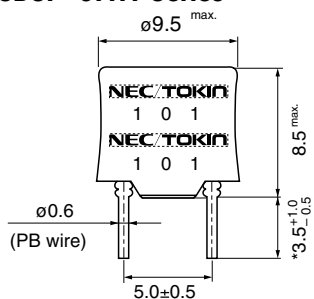
*Lead: hard copper wire (ø0.5)

Dimensions of Indented Square Hole Plastic Tape



P	P ₀	P ₁	F	W	W ₀	W ₁	W ₂	H	H ₁	D ₀	d	Δh
±1	±0.3	±0.7	±0.5	+1, -0.5	Minimum	+0.75, -0.5	Maximum	+0.2, -0	Maximum	±0.2		±2
12.7	12.7	5.1	2.5	18	12.5	9	3	18	29.5	ø 4	ø 0.5	0

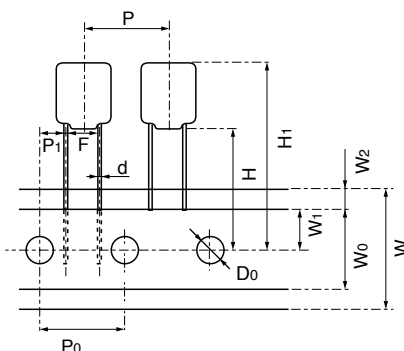
SBCP-87HY Series



* For bulk type

* Lead pitch is value at the root end.

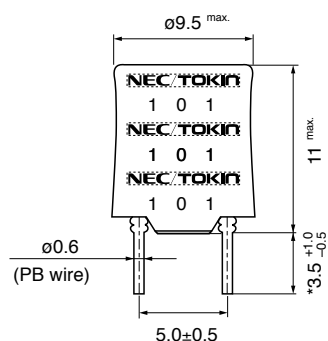
Dimensions of Indented Square Hole Plastic Tape



P	P ₀	P ₁	F	W	W ₀	W ₁	W ₂	H	H ₁	D ₀	d	Δh
±1.0	±0.3	±0.7	±1	+1, -0.5	Minimum	+0.75, -0.5	Maximum	+0.2, -0	Maximum	±0.2		±2
12.7	12.7	3.85	5	18	12.5	9	3	18	28.5	ø 4	ø 0.6	0

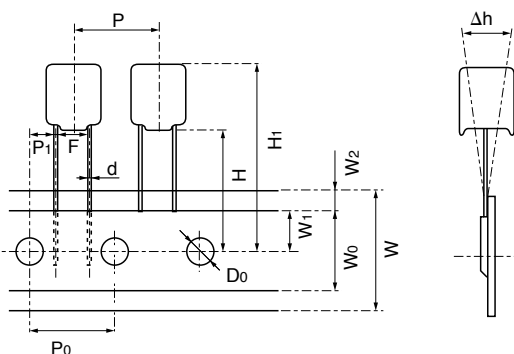
Dimensions – Millimeters cont'd

SBCP-80HY Series



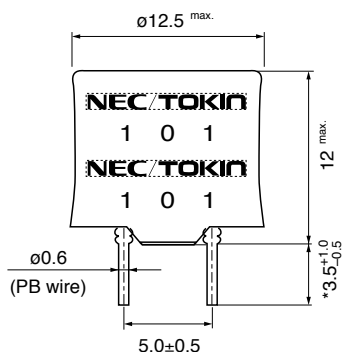
* For bulk type
* Lead pitch is value at the root end.

Dimensions of Indented Square Hole Plastic Tape



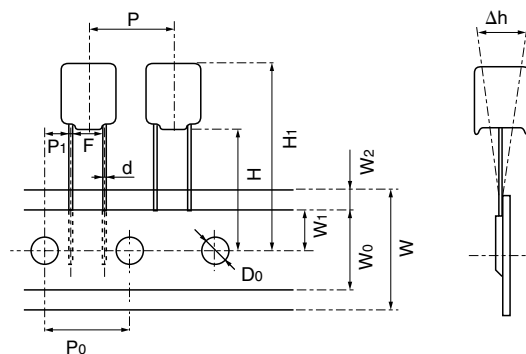
P	P ₀	P ₁	F	W	W ₀	W ₁	W ₂	H	H ₁	D ₀	d	Δh
±1	±0.3	±0.7	±1	+1, -0.5	Minimum	+0.75, -0.5	Maximum	+2, -0	Maximum	±0.2		±2
12.7	12.7	3.85	5	18	12.5	9	3	18	31	ø 4	ø 0.6	0

SBCP-11HY Series



* For bulk type
* Lead pitch is value at the root end.

Dimensions of Indented Square Hole Plastic Tape



P	P ₀	P ₁	F	W	W ₀	W ₁	W ₂	H	H ₁	D ₀	d	Δh
±1	±0.3	±0.7	±1	+1, -0.5	Minimum	+0.75, -0.5	Maximum	+2, -0	Maximum	±0.2		±2
12.7	12.7	3.85	5	18	12.5	9	3	18	32	ø 4	ø 0.6	0

Dimensions – Millimeters cont'd

SBCP-14HY Series

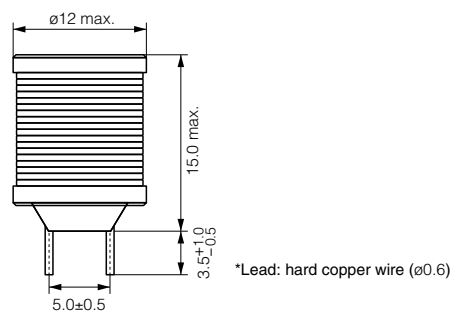


Table 1A – Ratings & Part Number Reference

Part Number	Inductance L (μ H) at 10 kHz, 1 mA	DC Resistance (Ω) Maximum	Rated Current (A)	Current (Reference Value) (A)		
				$\Delta T = 20^{\circ}\text{C}$	$\Delta T = 40^{\circ}\text{C}$	L -10% (85°C)
SBCP-47HY2R2B	2.2 \pm 20%	29 m	2.60	2.59	3.66	3.20
SBCP-47HY3R3B	3.3 \pm 20%	37 m	2.30	2.28	3.21	2.70
SBCP-47HY6R8B	6.8 \pm 20%	52 m	1.90	1.92	2.71	1.93
SBCP-47HY100B	10 \pm 20%	67 m	1.60	1.69	2.38	1.60
SBCP-47HY331B	330 \pm 10%	1.80	0.27	0.29	0.39	0.27
SBCP-47HY102B	1,000 \pm 10%	6.00	0.15	0.15	0.21	0.16

Table 1B – Ratings & Part Number Reference

Part Number	Inductance L (μH) at 10 kHz, 1 mA	DC Resistance (Ω) Maximum	Rated Current (A) ΔT = 20°C	Current (Reference Value) (A)	
				ΔT = 40°C	L Change Rate -10%
SBCP-87HY4R7H	4.7±20%	0.03	3.20	4.40	4.30
SBCP-87HY6R8H	6.8±20%	0.04	2.80	3.90	3.40
SBCP-87HY101H	100±10%	0.30	0.90	1.20	0.87
SBCP-87HY681H	680±10%	1.66	0.33	0.46	0.32
SBCP-80HY100H	10±20%	0.05	2.90	4.00	5.30
SBCP-80HY470H	47±10%	0.13	1.90	2.60	2.20
SBCP-80HY680H	68±10%	0.16	1.70	2.30	1.80
SBCP-80HY820H	82±10%	0.24	1.30	1.80	1.70
SBCP-80HY101H	100±10%	0.35	1.10	1.50	1.60
SBCP-80HY331H	330±10%	0.75	0.70	0.98	0.85
SBCP-80HY102H	1,000±10%	1.89	0.40	0.56	0.48
SBCP-11HY470H	47±20%	0.10	2.00	2.90	4.40
SBCP-11HY101H	100±10%	0.19	1.30	1.90	3.00
SBCP-11HY681H	680±10%	1.00	0.55	0.77	1.10
SBCP-14HY221B	220±10%	0.31	1.05	1.51	2.20
SBCP-14HY331B	330±10%	0.38	0.95	1.35	1.84
SBCP-14HY102B	1,000±10%	1.16	0.59	0.82	1.01
SBCP-14HY222B	2,200±10%	2.36	0.38	0.54	0.69
SBCP-14HY332B	3,300±10%	2.42	0.33	0.46	0.57
Part Number	Inductance L (μH) at 10 kHz, 1 mA	DC Resistance (Ω) Maximum	Rated Current (A) ΔT = 20°C	Current (Reference Value) (A)	
				ΔT = 40°C	L Change Rate -10%

Packaging

Series	Packaging Type	Pieces per Box
SBCP-47HY	Bulk	6,000
	Tape & Reel	4,000 ¹
SBCP-87HY	Bulk	4,000
	Tape & Reel	2,000 ²
SBCP-80HY	Bulk	4,000
	Tape & Reel	2,000 ²
SBCP-11HY	Bulk	2,000
	Tape & Reel	1,600 ³
SBCP-14HY	Bulk	1,500

¹ The box contains 4 reels of 1,000 pieces each

² The box contains 4 reels of 500 pieces each

³ The box contains 4 reels of 400 pieces each

KEMET Electronic Corporation Sales Offices

For a complete list of our global sales offices, please visit www.kemet.com/sales.

Disclaimer

All product specifications, statements, information and data (collectively, the "Information") in this datasheet are subject to change. The customer is responsible for checking and verifying the extent to which the Information contained in this publication is applicable to an order at the time the order is placed.

All Information given herein is believed to be accurate and reliable, but it is presented without guarantee, warranty, or responsibility of any kind, expressed or implied.

Statements of suitability for certain applications are based on KEMET Electronics Corporation's ("KEMET") knowledge of typical operating conditions for such applications, but are not intended to constitute – and KEMET specifically disclaims – any warranty concerning suitability for a specific customer application or use. The Information is intended for use only by customers who have the requisite experience and capability to determine the correct products for their application. Any technical advice inferred from this Information or otherwise provided by KEMET with reference to the use of KEMET's products is given gratis, and KEMET assumes no obligation or liability for the advice given or results obtained.

Although KEMET designs and manufactures its products to the most stringent quality and safety standards, given the current state of the art, isolated component failures may still occur. Accordingly, customer applications which require a high degree of reliability or safety should employ suitable designs or other safeguards (such as installation of protective circuitry or redundancies) in order to ensure that the failure of an electrical component does not result in a risk of personal injury or property damage.

Although all product-related warnings, cautions and notes must be observed, the customer should not assume that all safety measures are indicated or that other measures may not be required.