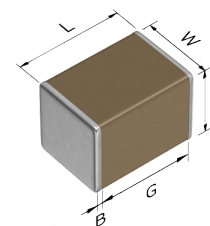


C4532X7R2E474M230KE



TDK item description C4532X7R2E474MT***S

Applications	Commercial Grade Please refer to Part No. CGA8N3X7R2E474M230KE for Automotive use.
Feature	Mid Voltage (100 to 630V) Soft Termination
Series	C4532 [EIA 1812]
Status	Production



Size	
Length(L)	4.50mm +0.50,-0.40mm
Width(W)	3.20mm ±0.40mm
Thickness(T)	2.30mm +0.30,-0.20mm
Terminal Width(B)	0.20mm Min.
Terminal Spacing(G)	
Recommended Land Pattern (PA)	3.10mm to 3.70mm
Recommended Land Pattern (PB)	1.20mm to 1.40mm
Recommended Land Pattern (PC)	2.40mm to 3.20mm

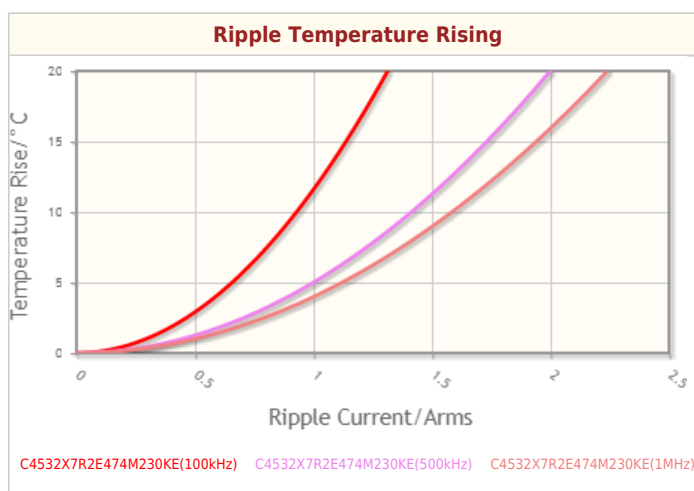
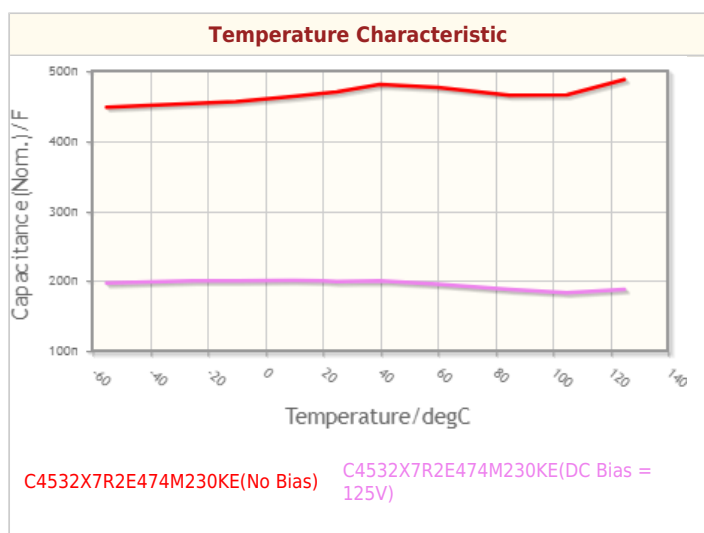
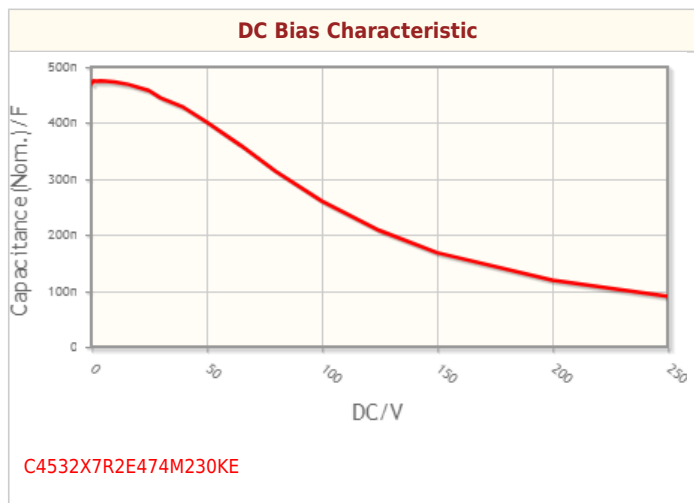
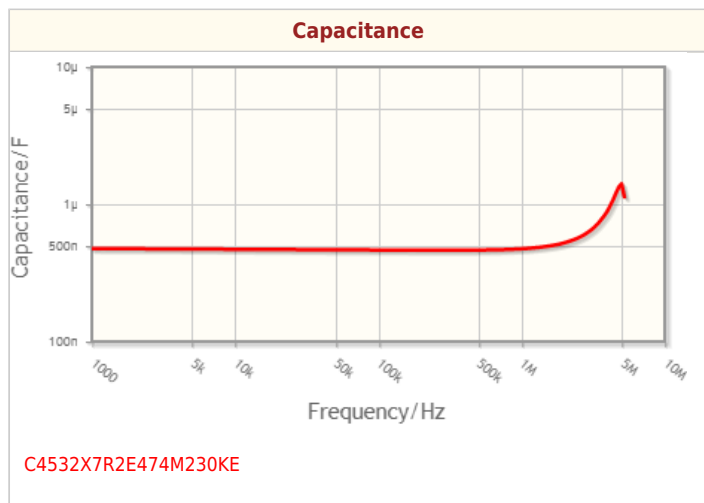
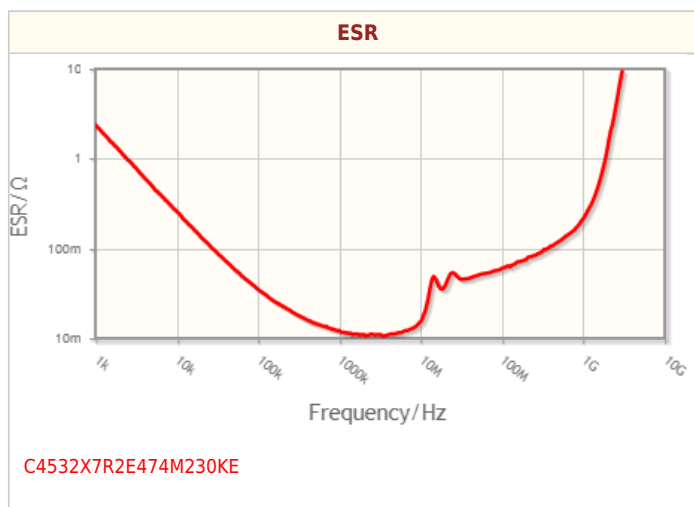
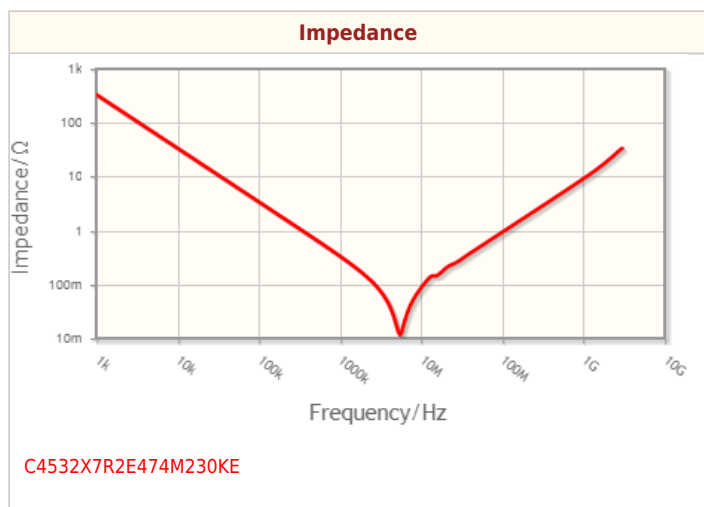
Electrical Characteristics	
Capacitance	470nF ±20%
Rated Voltage	250VDC
Temperature Characteristic	X7R(±15%)
Dissipation Factor (Max.)	3%
Insulation Resistance (Min.)	1063MΩ

Other	
Soldering Method	Reflow
AEC-Q200	No
Packing	Blister (Plastic)Taping [180mm Reel]
Package Quantity	500pcs

C4532X7R2E474M230KE

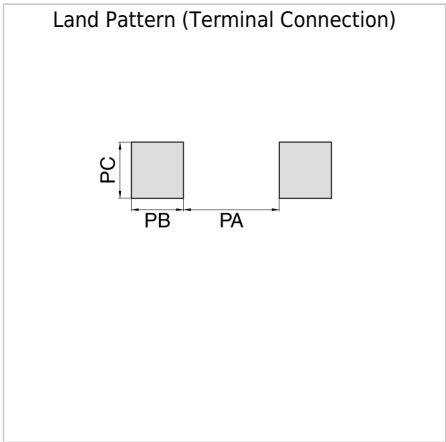


Characteristic Graphs(This is reference data, and does not guarantee the products characteristics.)





Associated Images



! Images are for reference only and show exemplary products.
! This PDF document was created based on the data listed on the TDK Corporation website.
! All specifications are subject to change without notice.