

QRM8 Board Mates: QRF8

QRF8 Board Mates: QRM8

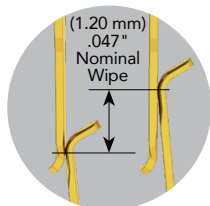
QRM8/QRF8 Cable Mates: EQRD

SPECIFICATIONS

Insulator Material:
Black LCP
QRM8 Terminal Material:
Phosphor Bronze
QRF8 Contact Material:
BeCu
Ground Plane Material:
Phosphor Bronze
Plating:
Au or Sn over
50 μ" (1.27 μm) Ni
Operating Temp Range:
-55 °C to +125 °C
Current Rating:
Contact:
3.3 A per pin
(2 pins powered)
Voltage Rating:
215 VAC/304 VDC
Max Cycles:
100

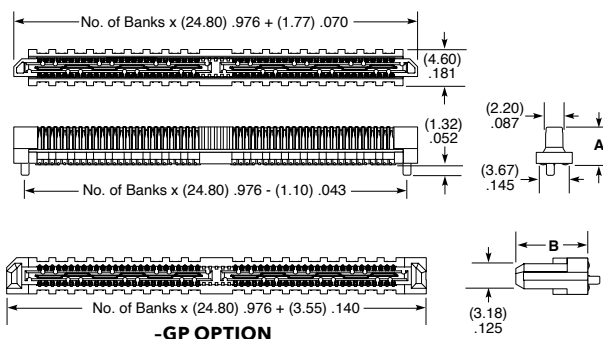
PROCESSING

Lead-Free Solderable:
Yes
SMT Lead Coplanarity:
(0.10 mm) .004" max
(018-026)
(0.15 mm) .006" max
(036-078)*
*(.004" stencil solution
may be available; contact
ipg@samtec.com)
Board Stacking:
For applications requiring
more than two connectors
contact ipg@samtec.com



Note:
Some lengths, styles and
options are non-standard,
non-returnable.


| QRM8 | PINS PER ROW NO. OF PAIRS | LEAD STYLE | PLATING OPTION | TYPE | A | OTHER OPTIONS | "X"R |
|------|---|--|---|---|---|---|---|
| | -026, -052, -078 (52 total pins per bank = -D) | -02.0 = 2 mm Body Height Not available with -054 & -078 Positions) | -L = 10 μ" (0.25 μm) Gold on contact, Matte Tin on tail | -D = Single- Ended -D-DP = Differential Pair | | -GP = Guide Post -K = (5.00 mm) .197" DIA Polyimide Film Pick & Place Pad | Leave blank for Tray Packaging -TR = Tape & Reel -FR = Full Reel Tape & Reel (must order maximum quantity per reel; contact Samtec for quantity breaks) |
| | -018, -036, -054 (18 pairs per bank = -D-DP) | -05.0 = 5 mm Body Height -07.0 = 7 mm Body Height | | | | | |



| LEAD STYLE | A | B |
|---------------|-------------|--------------|
| -02 | (4.81) .189 | (6.12) .241 |
| -05 | (7.81) .307 | (9.12) .359 |
| -07 | (9.78) .385 | (11.12) .438 |

View complete specifications at: samtec.com?QRM8

| QRF8 | PINS PER ROW NO. OF PAIRS | LEAD STYLE | PLATING OPTION | TYPE | A | OTHER OPTIONS | "X"R |
|------|---|--|--|---|---|--|---|
| | -026, -052, -078 (52 total pins per bank = -D) | -05.0 = 5 mm Body Height -07.0 = 7 mm Body Height | -L = 10 μ" (0.25 μm) Gold on contact, Matte Tin on tail | -D = Single- Ended -D-DP = Differential Pair | | -GP = Guide Post -K = (5.00 mm) .197" DIA Polyimide Film Pick & Place Pad | Leave blank for Tray Packaging -TR = Tape & Reel (Not available with -054 & -078 positions) -FR = Full Reel Tape & Reel (must order max. quantity per reel; contact Samtec for quantity breaks) (Not available with -054 & -078 positions) |
| | -018, -036, -054 (18 pairs per bank = -D-DP) | | | | | | |



| LEAD STYLE | A |
|---------------|-------------|
| -05 | (5.01) .197 |
| -07 | (7.01) .276 |

| MATED HEIGHT* | | | |
|-----------------------|-----------------|--------------|--------------|
| QRF8 LEAD STYLE | QRM8 LEAD STYLE | | |
| | -02.0 | -05.0 | -07.0 |
| -05 | (7.00) .276 | (10.00) .394 | (12.00) .472 |
| -07 | (9.00) .354 | (12.00) .472 | (14.00) .551 |

*Processing conditions will affect mated height.
See SO Series for board space tolerances.

View complete specifications at: samtec.com?QRF8