

Agilent N6780 Series Source/Measure Units (SMUs) for the N6700 Modular Power System

Data Sheet

N6781A 2-Quadrant Source/Measure Unit for Battery Drain Analysis

N6782A 2-Quadrant Source/Measure Unit for Functional Test

N6784A 4-Quadrant General Purpose Source/Measure Unit

14585A Control and Analysis Software for the DC Power Analyzer

*Agilent-exclusive feature
provides productivity gains
and insights into power
consumption never seen
before.*

*Now you can view the
complete current wave-
form, from nA to A, in one
pass and one picture.*



Agilent Technologies

Advanced Measurement Features Offer More Design Insights

The N6781A and N6782A 2-quadrant SMUs offer advanced sourcing and measurement capabilities required to overcome test challenges associated with optimizing power consumption and maximizing battery life of battery-powered devices and their components.

The N6784A 4-quadrant SMU offers advanced sourcing and measurement capabilities in all four quadrants. It is designed to be a versatile tool for general purpose applications.

N6781A, N6782A, and N6784A SMUs are designed for both R&D and Automated Test Environments (ATE)

The new SMUs are a part of the N6700 modular power system, which consists of the N6700 low-profile mainframes for ATE and the N6705 DC power analyzer mainframe for R&D. The product family has four mainframes and 25 DC power modules to choose from providing a complete spectrum of solutions, from R&D through design validation and manufacturing.

Key features *(apply to all models unless otherwise noted)*

- Seamless, dynamic measurements down to nA and μV (N6781A and N6782A only)
- Glitch-free operation – change sourcing ranges or measurement ranges without any glitches
- Four current programming ranges – precisely source current down to μA (N6784A only)
- Excellent transient response for stable output voltage with dynamic loads
- 2-quadrant operation – use as an advanced power supply or electronic load (N6781A and N6782A only)
- 4-quadrant operation – use as an advanced bipolar power supply or bipolar electronic load (N6784A only)
- Stable operation with capacitive loads up to 150 μF
- High-speed output can slew at 10 V per μs into a resistive load
- Fast modulation of DC output – create arbitrary waveforms up to 100 kHz (sine) into a resistive load
- High-speed digitized measurements – capture/view the power consumption of the DUT up to every 5 μs with built-in 200 kHz digitizer
- Auxiliary voltage measurement input for battery run down test (N6781A only)
- Programmable output resistance from -40 m Ω to +1 Ω to simulate internal resistance of a battery (N6781A only)

www.agilent.com/find/n6781

www.agilent.com/find/n6782

www.agilent.com/find/n6784

Agilent patented feature: Seamless Dynamic Measurements (N6781A and N6782A)

Measuring static current accurately can be a challenge. Measuring dynamic currents from nA to A is an even greater challenge. Depending on the level of current, a different precision measurement resistor must be used, representing a measurement range in the power supply.

The N6781A and N6782A both have four current measurement ranges making them tuned to measure the different operating states of a device; 3 A, 100 mA, 1 mA, and 10 μ A. In addition, the top three ranges (3 A, 100 mA, and 1 mA) support an Agilent exclusive feature called “seamless measurement ranging.” When you enable this feature, as the current drawn by the device under test (DUT) changes, the SMU automatically and instantaneously detects which current measurement range will return the most precise measurement and changes to that range seamlessly. When combined with the SMU’s built-in 18-bit digitizer, seamless measurement ranging enables unprecedented effective vertical resolution of ~28-bits. This provides unrivaled productivity gains and insights into power consumption by enabling you to see the complete current waveform you were not able to see before, from nA to A, in one pass and one picture.

The N6784A has the same four current measurement ranges, but does not support seamless measurement ranging.

14585A Control and Analysis Software

The software for the DC power analyzer compliments the front panel of the N6705 mainframe, offering advanced functionality and PC control. It is a flexible R&D tool for any application. It can control any of the N6700 family’s 25 DC power modules when installed in a N6705 mainframe. When used to control an N6781A SMU, it can be used for advanced battery drain analysis applications.

Key features

- Compliments the N6705 DC power analyzer’s front panel controls.
- Control and analyze data from up to four N6705 DC power analyzer mainframes and any installed modules at once – that’s up to 16 power supplies simultaneously.
- Easily create complex waveforms to stimulate or load down a DUT by inputting a formula, choosing from built-in, or importing waveform data.
- Enhanced control and analysis of data with familiar PC controls and large display.
- Data log measurements directly to a PC.
- Perform statistical analysis of power consumption.

www.agilent.com/find/14585

Applications

- **N6781A SMU** is tuned for battery drain analysis of any and all battery-powered devices including e-Book readers, MP3 players, wireless mice, and mobile phones.
- **N6782A SMU** is tuned for functional tests of devices such as DC/DC converters, PMUs, PMICs, and power amplifiers.
- **N6784A SMU** is designed to be a versatile tool for general-purpose applications in automated test systems or on an R&D bench.
- **14585A software** compliments the N6781A SMU when used with the N6705 DC power analyzer by adding advanced battery drain functionality such as statistical analysis. However, it is also useful as a generic R&D power analysis tool since any of the 25 other N6700 Series DC power modules can be controlled by the software when installed in an N6705 mainframe.

Advanced Sourcing and Measurement Capabilities

N6781A SMU is tuned for battery drain analysis

Unlike any other product available today, the N6781A offers the features necessary to accurately capture the power consumption of portable, battery-powered devices. When used with the new Agilent 14585A software, the N6781A becomes an even more powerful battery drain analysis solution offering even further insights into your measurements. Whether the DUT is an e-Book reader, MP3 player, mobile phone, or pacemaker, the N6781A's seamless measurement ranging, programmable output resistance, and auxiliary DVM combine to be the best set of advanced features on the market for battery drain analysis.

Key features

- Seamless measurement ranging allows the N6781A to capture the dynamic current demands of modern battery-powered devices.
- Programmable output resistance enables the N6781A to more accurately emulate the internal resistance of a battery.
- For battery rundown test, the N6781A can be used in ammeter mode and becomes a zero-burden current measurement shunt. During this mode of operation, the built-in auxiliary voltage measurement system enables monitoring of the battery's voltage to perform real-world battery rundown tests.
- When used with the new 14585A software, the N6781A becomes an even more powerful battery drain analysis solution, providing the ability to do complementary cumulative distribution function (CCDF) statistical analysis.

N6782A SMU is ideal for advanced functional test

The ability to modulate the output up to 100 kHz along with 2-quadrant operation makes the N6782A a perfect fit for advanced functional test of a variety of devices such as DC/DC converters, power management units, power amplifiers, and power management ICs (PMICs).

Key features

- Using the advanced arbitrary waveform generation feature, the input stage of the DUT can be stimulated with fast sourcing and waveforms up to 100 kHz.
- The output stage can be loaded down and measured with the electronic load capabilities of the N6782A, providing a total test solution.

N6784A SMU is the ideal general-purpose tool

General-purpose applications can span many different industries and many different devices under test. The N6784A SMU's glitch-free operation ensures safe usage with the DUT during output and measurement range changes, even with capacitances of up to 150 μ F. This enables use with a wide variety of DUTs. Its 4-quadrant operation enables it to act as a bipolar power supply or a bipolar electronic load, for added versatility.

Key features

- Glitch-free operation ensures that during programmed output or measurement ranges changes, the N6784A's output voltage and current remain steady and the DUT remains damage-free.
- Four current programming ranges (3 A, 300 mA, 100 mA, and 10 mA) enables the N6784A to be a precise current source or electronic load down to μ A.

Emulation modes to enhance usability

The N6781A, N6782A, and N6784A SMUs each have user-selectable emulation modes to improve usability and productivity by instantly configuring the SMU for the most common use cases. When one of the emulation modes is selected, the SMU optimizes all of its features and settings for that particular use case.

Emulation modes

- 4-quadrant power supply (N6784A only)
- 2-quadrant power supply
- Unipolar power supply (i.e. 1-quadrant)
- CC load
- CV load
- Voltage measure (i.e. voltmeter mode)
- Current measure (i.e. ammeter mode)
- Battery emulator (N6781A only)
- Battery charger (N6781A only)

www.agilent.com/find/n6781

www.agilent.com/find/n6782

www.agilent.com/find/n6784

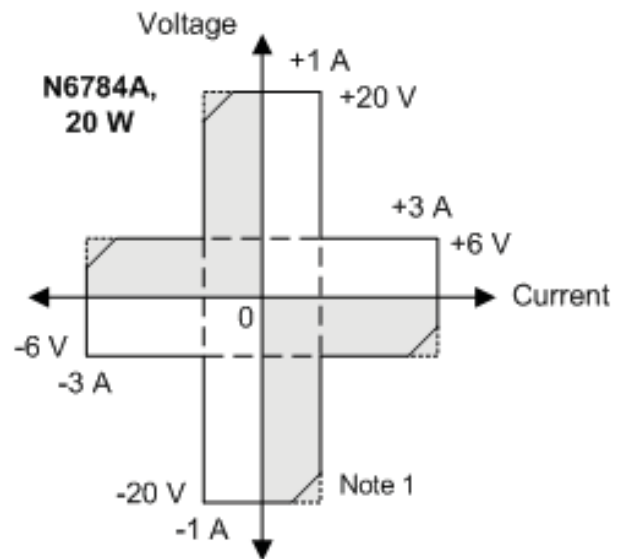
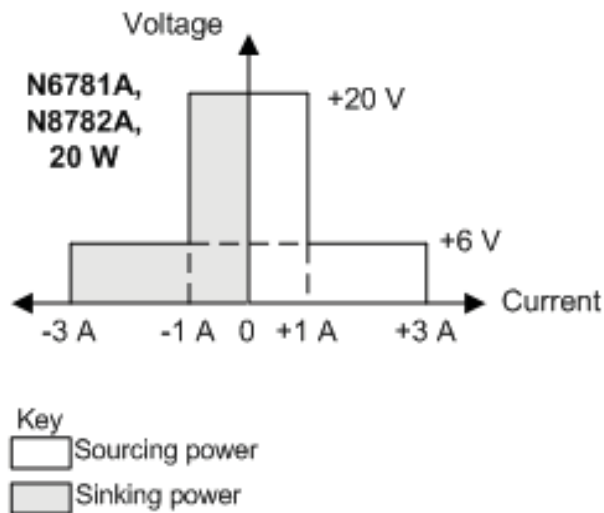
N6781A/82A/84A Performance Specifications

This is an abbreviated list of specifications and characteristics. For the full list of specifications and characteristics, please see Chapter 4 in the Agilent N6700 Series Power Modules Specifications Guide, literature number N6700-90001.

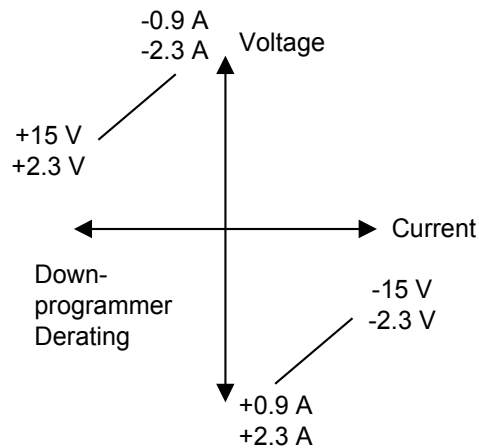
	N6781A	N6782A	N6784A
DC output ratings:			
Voltage	+ 20 V	+ 20 V	± 20 V
Current (derated 1% per °C above 30°C)	± 3 A	± 3 A	± 3 A
Power	20 W	20 W	20 W
Output voltage ripple & noise (PARD): (from 20 Hz – 20 MHz, at full load)			
CV peak-to-peak	12 mV	12 mV	12 mV
CV rms	1.2 mV	1.2 mV	1.2 mV
Load effect (load regulation): (For any load change, based on a load lead drop 1.0 V. The load lead drop reduces the maximum available voltage at the load.)			
Voltage, 20 V, 6 V, 600 mV ranges	700 µV	700 µV	700 µV
Current, 3 A, 1 A, & 300 mA ranges	100 µA	100 µA	100 µA
Source effect (line regulation):			
Voltage	300 µV	300 µV	300 µV
Current	60 µA	60 µA	60 µA
Programming accuracy: (At 23 °C ±5 °C after 30 min. warm-up. Applies from minimum to maximum programming range at any load.)			
Voltage, 20 V range	0.025% + 1.8 mV	0.025% + 1.8 mV	0.025% + 1.8 mV
Voltage, 6 V range	0.025% + 600 µV	0.025% + 600 µV	0.025% + 600 µV
Voltage, 600 mV range	0.025% + 200 µV	0.025% + 200 µV	0.025% + 200 µV
Current, 3 A & 1 A range	0.04% + 300 µA	0.04% + 300 µA	0.04% + 300 µA
Current, 300 mA range	0.03% + 150 µA	0.03% + 150 µA	N/A
Current, 100 mA range	N/A	N/A	0.03% + 12 µA
Current, 10 mA range	N/A	N/A	0.025% + 5 µA
Resistance (in 20 V output range)	0.1% + 3 mΩ	N/A	N/A
Resistance (in 6 V output range)	0.1% + 1.5 mΩ	N/A	N/A
Measurement accuracy: (at 23 °C ±5 °C)			
Voltage, 20 V range	0.025% + 1.2 mV	0.025% + 1.2 mV	0.025% + 1.2 mV
Voltage, 1 V range	0.025% + 75 µV	0.025% + 75 µV	0.025% + 75 µV
Voltage, 100 mV range	0.025% + 50 µV	0.025% + 50 µV	0.025% + 50 µV
Current, 3 A range	0.03% + 250 µA	0.03% + 250 µA	0.03% + 250 µA
Current, 100 mA range	0.025% + 10 µA	0.025% + 10 µA	0.025% + 10 µA
Current, 1 mA range	0.025% + 100 nA	0.025% + 100 nA	0.025% + 100 nA
Current, 10 µA range	0.025% + 8 nA	0.025% + 8 nA	0.025% + 8 nA
Load transient response time – voltage priority:			
In the 20 V output range: the time to recover to within the settling band for a load change from 0.1 A to 0.5 A.			
In the 6 V output range: the time to recover to within the settling band for a load change from 0.1 A to 1.5 A.			
Voltage settling band (20 V output range)	± 10 mV	± 10 mV	± 10 mV
Voltage settling band (6 V output range)	± 20 mV	± 20 mV	± 20 mV
Recovery time	≤ 35 µs	≤ 35 µs	≤ 35 µs

Supplemental Characteristics *(continued)*

Output Quadrant Characteristic



Note 1. When sinking power, the N6784A model can operate at the maximum rated output power for only a limited amount of time. The unit monitors the temperature of the internal power devices and latches the output off if the output power has exceeded its safe limits. A protect clear is required to resume normal operation. The condition is annunciated by the OT status bit. Refer to the downprogrammer derating figure for the values of the safe limit boundaries.



N6781A SMU auxiliary measurement input

Specifications	
Measurement input rating:	$\pm 20\text{ V}$
Measurement accuracy: (at $23\text{ }^{\circ}\text{C} \pm 5\text{ }^{\circ}\text{C}$)	$0.025\% + 5\text{ mV}$
Characteristics:	
Measurement resolution	$800\text{ }\mu\text{V}$
Temperature coefficient per $^{\circ}\text{C}$:	$0.0007\% + 200\text{ }\mu\text{V}$
Differential input resistance	$10\text{ M }\Omega$
Maximum continuous differential input without damage	$\pm 60\text{ V}$
Maximum voltage from chassis common	$\pm 240\text{ Vdc}$

Unless otherwise noted, specifications are warranted over the ambient temperature range of 0 to 55°C after a 30-minute warm-up period. Unless otherwise noted, specifications apply at the mainframe output terminals, with each module's sense terminals internally connected to its output terminals (local sensing).

For the setup conditions and all output specifications refer to the Agilent N6705 Service Guide (literature number N6705-90010).

Supplemental characteristics are not warranted but are descriptions of performance determined either by design or by type testing. All supplemental characteristics are typical unless otherwise noted.

Ordering information

Model Number	Description
N6781A	2-Quadrant Source/Measure Unit for Battery Drain Analysis
N6782A	2-Quadrant Source/Measure Unit for Functional Test
N6784A	4-Quadrant General Purpose Source/Measure Unit
N6705B-056	Software License to Control N6705A/B with 14585A Control and Analysis Software (Option to the N6705B when ordered new)
N6705U-056	Upgrade an N6705A/B DC Power Analyzer with 14585A Software License

Web resources

Visit our web sites for additional product information and literature.

N6780 Series SMUs

www.agilent.com/find/N6781

www.agilent.com/find/N6782

www.agilent.com/find/N6784

14585A Control and Analysis Software

www.agilent.com/find/14585

N6705B DC Power Analyzer

www.agilent.com/find/n6705

N6700 Modular Power System

www.agilent.com/find/N6700

Related literature

Agilent DC Power Analyzer Product Overview, literature number 5989-6319EN

Agilent N6705 DC Power Analyzer User's Guide, literature number N6705-90001

Agilent N6705 DC Power Analyzer Service Guide, literature number N6705-90010

Agilent N6700 MPS Low-Profile Modular Power System Product Overview, literature number 5989-1411EN

Agilent N6700 Series Power Modules Specifications Guide, literature number N6700-90001.