

5120

Actual information about approvals can be found on
<http://www.schurter.com/approvals>



Front or rear mounting
Protection class I



Rear mounting with
integrated thread
Protection class I



Front or rear mounting
Protection class II

C14



70° C

C18



70° C



Standard- or Medical-Filter

Description

- Panel Mount:
Screw-on version from front or rear side
- 2 Functions:
Inlet, protection class I or II, Line filter in standard and medical version
Quick connect terminals 6.3 x 0.8 mm

Characteristics

- Compact high performance filter
- Qualified for use in equipment according IEC/EN 60950

Other versions on request

- class X1 capacitor for enhanced surge withstand voltage
- medical version M80

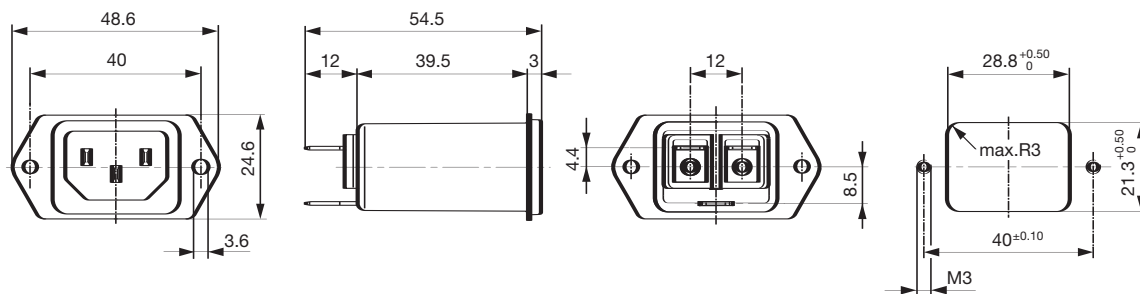
Technical Data

Ratings IEC	1 - 10 A @ Ta 40 °C / 250 VAC; 50 Hz
Ratings UL/CSA	1 - 15 A @ Ta 40 °C / 250 VAC; 60 Hz
Leakage current	standard < 0.5 mA (250 V / 60 Hz) medical < 5 µA (250 V / 60 Hz)
Dielectric Strength	> 1.7 kVDC between L-N > 2.7 kVDC between L/N-PE Test voltage (1 min)
Allowable operation temp.	-25 °C to 85 °C
Climatic Category	25/085/21, IEC 60068-1
Degree of Protection	from front side IP 40 acc. to IEC 60529
Protection Class	Suitable for appliances with protection class I or II acc. to IEC 61140
Terminals	Quick connect terminals 6.3 x 0.8 mm
Panel Thickness s	Screw-on from rear side to 2.5 mm Mounting screw torque max 0.5 Nm
Material: Housing	Thermoplastic, Black, UL 94V-0

Appliance-inlet /-outlet	C14 or C18 acc. to IEC/EN 60320-1, UL 498, CSA C22.2 no. 42 (for cold condition) pin-temperature 70 °C, 10 A, Protection class I or II
Line filter	Standard and medical version, IEC 60939, IEC 60601-1, UL 1283, UL 544, EN 133 200, CSA C22.2 no. 8 Technical details POWER ENTRY MODULES WITHOUT LINE FILTER

Dimensions

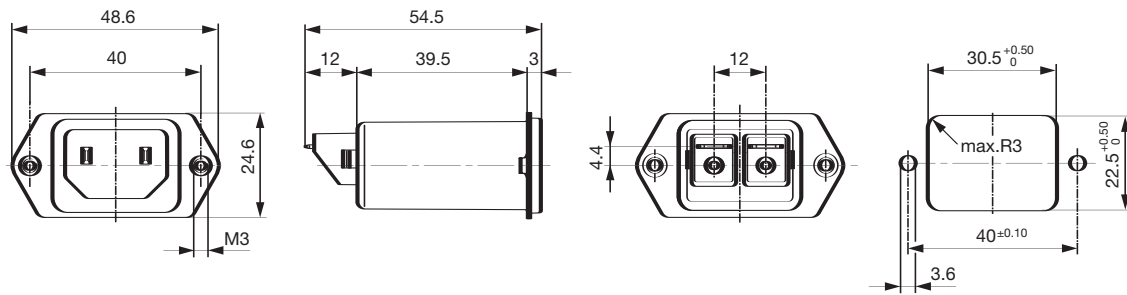
Front or rear side mounting for screws with nuts or blind rivets (panel cutout for frontside mounting)



Dimensions for class I version also apply to class II

5120

Rear side mounting with pre-formed, threaded holes for M3 screws (panel cutout for rear side mounting)



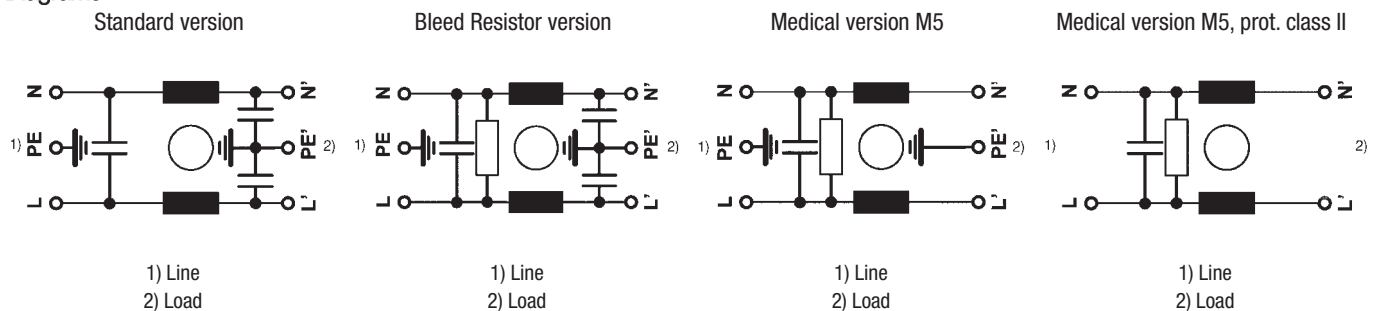
Dimensions for class II version also apply to class I

Technical Data of Filter-Components

Rated Current [A]	Filter-Type	Inductances L [mH]	Capacitance CX [nF]	Capacitance CY [nF]	R [MΩ]
1	Standard Version	12.0	100	2.2	
2	Standard Version	5.2	100	2.2	
4	Standard Version	2.0	100	2.2	
6	Standard Version	0.8	100	2.2	
10	Standard Version	0.4	100	2.2	
15	Standard Version	0.1	100	2.2	
1	Bleed Resistor Version	12.0	100	2.2	1
2	Bleed Resistor Version	5.2	100	2.2	1
4	Bleed Resistor Version	2.0	100	2.2	1
6	Bleed Resistor Version	0.8	100	2.2	1
10	Bleed Resistor Version	0.4	100	2.2	1
15	Bleed Resistor Version	0.1	100	2.2	1
1	Medical Version (M5)	12.0	100		1
2	Medical Version (M5)	5.2	100		1
4	Medical Version (M5)	2.0	100		1
6	Medical Version (M5)	0.8	100		1
10	Medical Version (M5)	0.4	100		1
15	Medical Version (M5)	0.1	100		1

15 A version only according UL/CSA

Diagrams



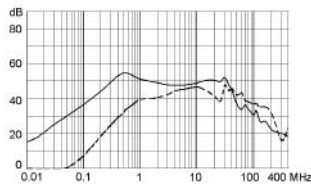
5120

Attenuation loss

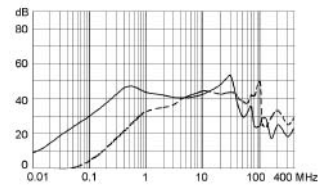
Standard version

- - - differential mode — common mode

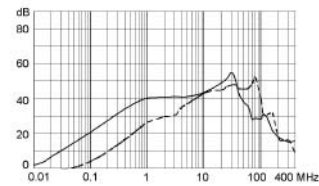
1 A



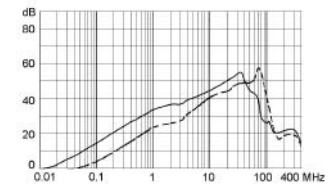
2 A



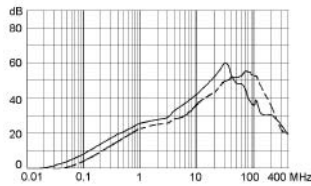
4 A



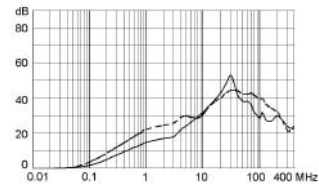
6 A



10 A

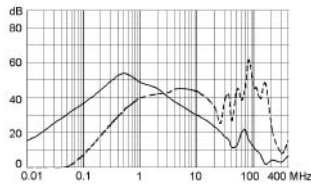


15 A

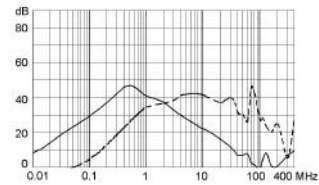


Medical version (M5)

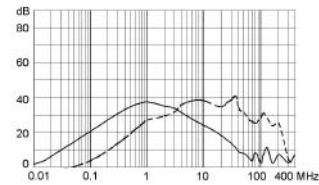
1 A



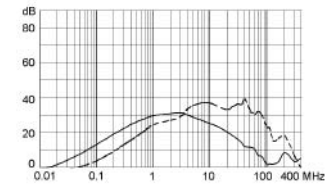
2 A



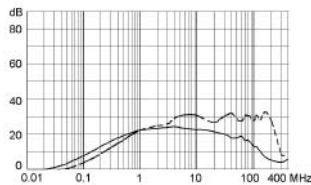
4 A



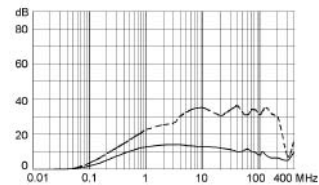
6 A



10 A



15 A



Variants

Order Number	Rated Current [A]	Filter-Type	Panel mounting	Protection Class
5120.0000.0	1	Standard Version	Screw-on version from front or rear side for screws with nuts, or rivets	I
5120.0001.0	2	Standard Version	Screw-on version from front or rear side for screws with nuts, or rivets	I
5120.0003.0	4	Standard Version	Screw-on version from front or rear side for screws with nuts, or rivets	I
5120.0004.0	6	Standard Version	Screw-on version from front or rear side for screws with nuts, or rivets	I
5120.0006.0	10	Standard Version	Screw-on version from front or rear side for screws with nuts, or rivets	I
5120.0007.0	15	Standard Version	Screw-on version from front or rear side for screws with nuts, or rivets	I
5120.1000.0	1	Standard Version	Screw-on from rear side with pre-formed, threaded holes for M3 screws	I
5120.1001.0	2	Standard Version	Screw-on from rear side with pre-formed, threaded holes for M3 screws	I
5120.1003.0	4	Standard Version	Screw-on from rear side with pre-formed, threaded holes for M3 screws	I
5120.1004.0	6	Standard Version	Screw-on from rear side with pre-formed, threaded holes for M3 screws	I
5120.1006.0	10	Standard Version	Screw-on from rear side with pre-formed, threaded holes for M3 screws	I
5120.1007.0	15	Standard Version	Screw-on from rear side with pre-formed, threaded holes for M3 screws	I
5120.0200.0	1	Bleed Resistor Version	Screw-on version from front or rear side for screws with nuts, or rivets	I
5120.0201.0	2	Bleed Resistor Version	Screw-on version from front or rear side for screws with nuts, or rivets	I
5120.0203.0	4	Bleed Resistor Version	Screw-on version from front or rear side for screws with nuts, or rivets	I
5120.0204.0	6	Bleed Resistor Version	Screw-on version from front or rear side for screws with nuts, or rivets	I
5120.0206.0	10	Bleed Resistor Version	Screw-on version from front or rear side for screws with nuts, or rivets	I
5120.0207.0	15	Bleed Resistor Version	Screw-on version from front or rear side for screws with nuts, or rivets	I

5120

Order Number	Rated Current [A]	Filter-Type	Panel mounting	Protection Class
5120.1200.0	1	Bleed Resistor Version	Screw-on from rear side with pre-formed, threaded holes for M3 screws	I
5120.1201.0	2	Bleed Resistor Version	Screw-on from rear side with pre-formed, threaded holes for M3 screws	I
5120.1203.0	4	Bleed Resistor Version	Screw-on from rear side with pre-formed, threaded holes for M3 screws	I
5120.1204.0	6	Bleed Resistor Version	Screw-on from rear side with pre-formed, threaded holes for M3 screws	I
5120.1206.0	10	Bleed Resistor Version	Screw-on from rear side with pre-formed, threaded holes for M3 screws	I
5120.1207.0	15	Bleed Resistor Version	Screw-on from rear side with pre-formed, threaded holes for M3 screws	I
5120.0300.0	1	Medical Version (M5)	Screw-on version from front or rear side for screws with nuts, or rivets	I
5120.0301.0	2	Medical Version (M5)	Screw-on version from front or rear side for screws with nuts, or rivets	I
5120.0303.0	4	Medical Version (M5)	Screw-on version from front or rear side for screws with nuts, or rivets	I
5120.0304.0	6	Medical Version (M5)	Screw-on version from front or rear side for screws with nuts, or rivets	I
5120.0306.0	10	Medical Version (M5)	Screw-on version from front or rear side for screws with nuts, or rivets	I
5120.0307.0	15	Medical Version (M5)	Screw-on version from front or rear side for screws with nuts, or rivets	I
5120.1300.0	1	Medical Version (M5)	Screw-on from rear side with pre-formed, threaded holes for M3 screws	I
5120.1301.0	2	Medical Version (M5)	Screw-on from rear side with pre-formed, threaded holes for M3 screws	I
5120.1303.0	4	Medical Version (M5)	Screw-on from rear side with pre-formed, threaded holes for M3 screws	I
5120.1304.0	6	Medical Version (M5)	Screw-on from rear side with pre-formed, threaded holes for M3 screws	I
5120.1306.0	10	Medical Version (M5)	Screw-on from rear side with pre-formed, threaded holes for M3 screws	I
5120.1307.0	15	Medical Version (M5)	Screw-on from rear side with pre-formed, threaded holes for M3 screws	I
5120.0301.1	2	Medical Version (M5)	Screw-on version from front or rear side for screws with nuts, or rivets	II
5120.0303.1	4	Medical Version (M5)	Screw-on version from front or rear side for screws with nuts, or rivets	II
5120.0304.1	6	Medical Version (M5)	Screw-on version from front or rear side for screws with nuts, or rivets	II
5120.1300.1	1	Medical Version (M5)	Screw-on from rear side with pre-formed, threaded holes for M3 screws	II
5120.1301.1	2	Medical Version (M5)	Screw-on from rear side with pre-formed, threaded holes for M3 screws	II
5120.1303.1	4	Medical Version (M5)	Screw-on from rear side with pre-formed, threaded holes for M3 screws	II
5120.1304.1	6	Medical Version (M5)	Screw-on from rear side with pre-formed, threaded holes for M3 screws	II
5120.1306.1	10	Medical Version (M5)	Screw-on from rear side with pre-formed, threaded holes for M3 screws	II

15 A version only according UL/CSA

Packaging unit 10 Pcs

5120

ACCESSORIES

Insulating cover

The terminals of the Schurter appliance couplers can be protected against unintentional contact by the use of an insulation cover.

They are made of flexible thermoplastic (UL 94V-0, black) and can be easily mounted from the rear to the corresponding appliance couplers.



Order Numbers

	suitable for
0859.0048	5120

Cord retaining kits

For protection against loosening or accidental disconnection of the plug connector. Can also be mounted later.

The correct kit type (A-M) for each combination of fixed and free components is shown in the selection chart on page 172. The corresponding Order No. for each kit type is shown in the smaller chart.

Horizontal flanged components are secured to the panel using the kit supplied. Vertical flanged or snap-in components require additional drilling for the cord retaining kit as shown in the diagrams below.

Each cord retaining kit consists of:

- 1 Stainless steel retaining clip
- 2 Nickel plated brass pillars
- 2 Nickel plated brass nuts
- 2 Nickel plated beryllium copper crinkle washers



Cut-aways or countersinks
on pillars to face inwards.

Order Numbers Connector suitable for

Order Numbers	Connector	5120	5120	5120
		Front panel mounting	Rear side mounting Panel thickness < 3 mm	Rear side mounting Panel thickness > 5 mm
4700.0005	4782.0000 4782.0100			X
4700.0007	4782.0000 4782.0100	X	X	