



A

Terminal blocks

to **Type 220** and **Type 179**

	ASP046	page 50
	Type 213	page 100
	Type 214	page 100
	Type 249	page 98
	Type 250	page 98

Accessories

for **Type 220** and **Type 179**
Coding set
700024 page 206

Note for Type 179

Packaging for automated processing is available on demand. Please do not hesitate to contact us.

Type 220

Header, centerline 5.08 mm / 0.200 inches, vertical mounting, square contact pins 1 mm / 0.039 inches, closed ends, codable

Technical Data

V / A	300 / 15		
V / A	300 / 15		
	250 V / 4 kV / 10 A		
Insulation co-ordination according to EN 60664-1			
Clearance and creepage distances	min. 4.08 mm		
Insulating material class	CTI 600		
Overvoltage category	III	III	II
Pollution degree	3	2	2
Rated voltage	320	800	800
Rated test voltage	4	6	4
Protection category according to IEC 529	IP00		
Solder pin dimension	1.0 x 1.0 mm		
Recommended pc board hole dia.	Ø 1.5 mm		
Solder pin length	3.25 mm		
Pole size	2 - 24		
Color	black		

Dimensions in mm 1 mm = 0.0394 in.

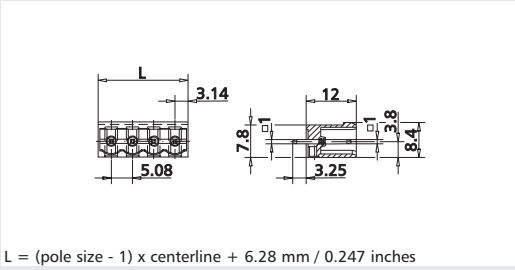

L = (pole size - 1) x centerline + 6.28 mm / 0.247 inches

Part numbers (P/N)

(information: page 110)

Complete the part number by adding the pole size.

Type 220
centerline 5.08 mm / 0.200 inches
P/N **312201**

	02	03	04	05	06	07	08
09	10	11	12	13	14	15	16
17	18	19	20	21	22	23	24

Type 220
centerline 10.16 mm / 0.400 inches
P/N **312202**

	02	03	04	05	06	07	08
09	10	11	12				

Standard pole sizes

Available on demand. Minimum order quantity 5000 pieces per item.

Type 179

Header, centerline 5.08 mm / 0.200 inches, vertical mounting,designed for THR, optional Tape on Reel packaging for automated processing, square contact pins 1 mm / 0.039 inches, closed ends, codable

Technical Data

	250 V / 4 kV / 10 A		
Insulation co-ordination according to EN 60664-1			
Clearance and creepage distances	min. 4.08 mm		
Insulating material class	CTI 600		
Overvoltage category	III	III	II
Pollution degree	3	2	2
Rated voltage	320	800	800
Rated test voltage	4	6	4
Protection category according to IEC 529	IP00		
Solder pin dimension	1.0 x 1.0 mm		
Recommended pc board hole dia.	Ø 1.5 mm		
Solder pin length	3.25 mm		
Pole size	2 - 12		
Color	black		

Dimensions in mm 1 mm = 0.0394 in.

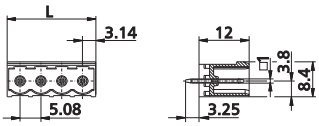

L = (pole size - 1) x centerline + 6.28 mm / 0.247 inches

Part numbers (P/N)

(information: page 110)

Complete the part number by adding the pole size.

Type 179
centerline 5.08 mm / 0.200 inches
P/N **311791**

	02	03	04	05	06	07	08
09	10	11	12				

* approval pending

Standard pole sizes

Available on demand. Minimum order quantity 5000 pieces per item.