


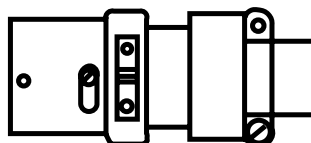
Hazardous Location Plugs, Receptacles and Interlocks

Explosion-Proof: Class I, Groups C and D Dust Ignition-Proof: Class II, Groups G

Interlocked Switch and Receptacles

These receptacles are for use in general Div. 1 classified industrial installations such as chemical plants, oil refineries, bulk stations, distilleries, solvent areas, mills, etc. A higher degree of safety is afforded by interlocking the plug with the switch, making it impossible to insert or withdraw plug under load.

When the polarized plug is inserted into the receptacle and the plug shell is turned clockwise, it turns the switch to the "on" position and vice-versa.



20 Amp, 575VAC
30 Amp, 250VAC

DESCRIPTION	FLAP COVER	SCREW COVER	PLUG	CABLE STD. BUSHING HOLE DIA.
2P3W 1 HP 220/575VAC	4240FC/ F16081A	4240SC	4241	5/8"
3P4W 2 HP 110/575VAC	4242FC	4242SC	4243	3/4"

Specifications

- Receptacle Housings: Cast aluminum; electrostatic epoxy powder coated finish
- Plugs: steel, cadmium plated. Furnished with aluminum alloy cable clamp and Neoprene cable bushing
- Outlets: standard 3/4" top, additional or larger outlets available. Maximum 1" four way. See diagram, use symbols when ordering
- Cable Bushing: Oil-resistant, Neoprene strain relief cable bushing regularly furnished with hole I.D. size as listed. Other hole sizes available. Consult Technical Services for catalog number
- Two-Gang Style: Consult Technical Services

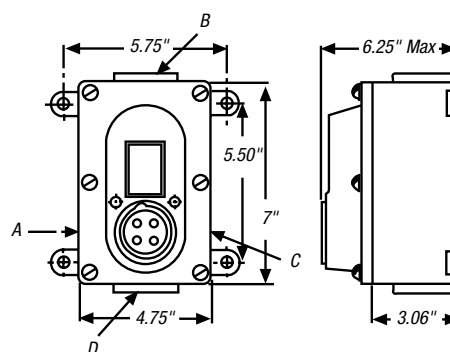
Approvals:



E10919



Dimensions



For 2-gang unit, width is 9 3/8".
Mounting Lugs — C to C 10 1/2" W x 5 1/2" H

