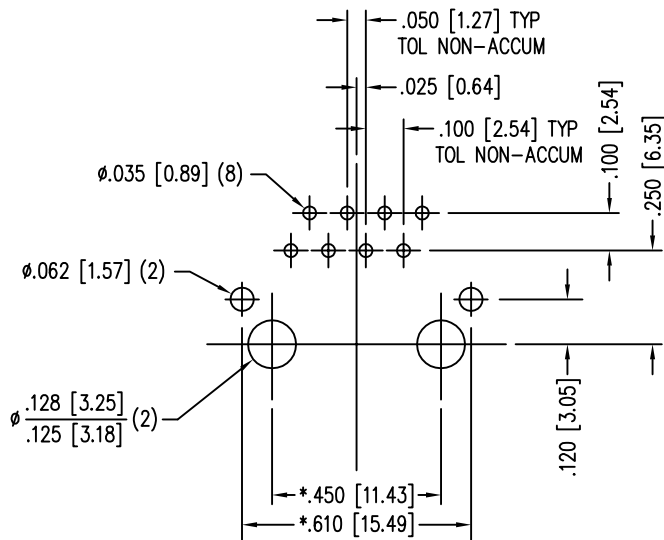
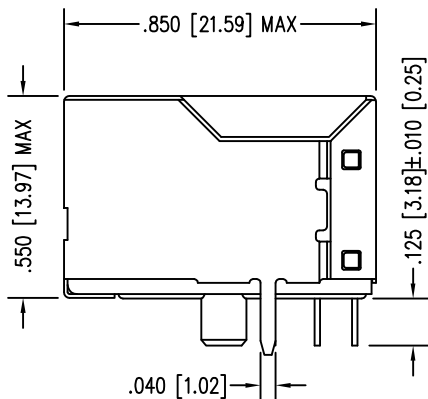
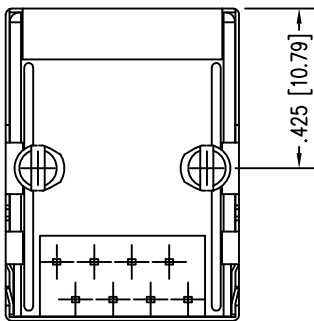
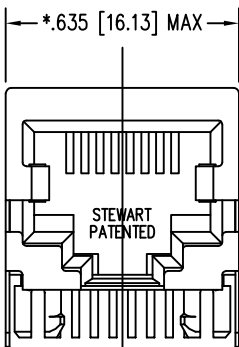



DATE	REV	ECN	APP'D. BY
1/24/06	B5	7448	JM
4-28-08	B6	8413	TRM
6-1-12	B7	9491	SMN



P.C.B. RECOMMENDED HOLE LAYOUT  
SEEN FROM COMPONENT SIDE  
TOLERANCE ±.003 [0.08] UNLESS OTHERWISE SPECIFIED



- NOTES:
- CONNECTOR MATERIALS:  
HOUSING: THERMOPLASTIC UL94 V-0  
CONTACTS/SHIELD: COPPER ALLOY  
SHIELD PLATING: NICKEL OR TIN  
CONTACT PLATING: SELECTIVE GOLD IN CONTACT AREA  
SEE CHART FOR PART NUMBER
  - FOR PRODUCT SPECIFICATIONS SEE PR022-01.
  - TOLERANCES COMPLY WITH F.C.C. DIMENSION REQUIREMENTS.
  - THE SUGGESTED PANEL OPENING IS INTENDED TO GIVE USER THE ABILITY TO HAVE REASONABLE JACK/PANEL CLEARANCES, YET MAINTAIN GROUNDING CAPABILITY. THESE VARIABLES CAN BE ADJUSTED IN EITHER DIRECTION BUT MAY CARRY SOME CONSEQUENCES IN THE FORM OF LOWER MATING FORCES OR TIGHTER ASSEMBLY TOLERANCES.

50 MICRO-INCHES [1.27um]	SS-6488S-A-NF-50
CONTACT PLATING IN MATING AREA	PART NUMBER

THIRD ANGLE PROJECTION

DO NOT SCALE DRAWING  
DRAWING IS SUBJECT TO  
CHANGE WITHOUT NOTICE

DIMENSIONS: INCHES [METRIC]

UNLESS OTHERWISE SPECIFIED  
TOLERANCES ARE ±.005 [0.13]  
ANGLES ARE ± 1°

SHEET NO. 1 OF 1

# Bel Stewart Connector

11118 Susquehanna Trail South  
Glen Rock, PA 17327-9199  
(717) 235-7512 Fax: (717) 235-7954 <http://www.stewartconnector.com>

TITLE: EIGHT CONTACT, EIGHT POSTION, SHIELDED JACK, NON-FLANGED

THIS DRAWING AND THE SUBJECT MATTER SHOWN THEREON ARE  
CONFIDENTIAL AND THE PROPRIETARY PROPERTY OF BEL STEWART CONNECTOR  
AND SHALL NOT BE REPRODUCED, COPIED, OR USED IN ANY MANNER WITHOUT  
PRIOR WRITTEN CONSENT OF BEL STEWART CONNECTOR. THIS PRODUCT  
MAY BE PROTECTED BY ONE OR MORE OF THE FOLLOWING US PATENTS:  
563966 5791942 6217391 6368159 6419526 6602097 687722  
6964587 7048590 7086909 7568950 7686650  
OTHER PATENTS MAY BE PENDING.

DRN BY: KRL	DATE 1/24/06
APPD BY: JM	DATE 1-26-06
DWG NO. CT640098	REV. B7