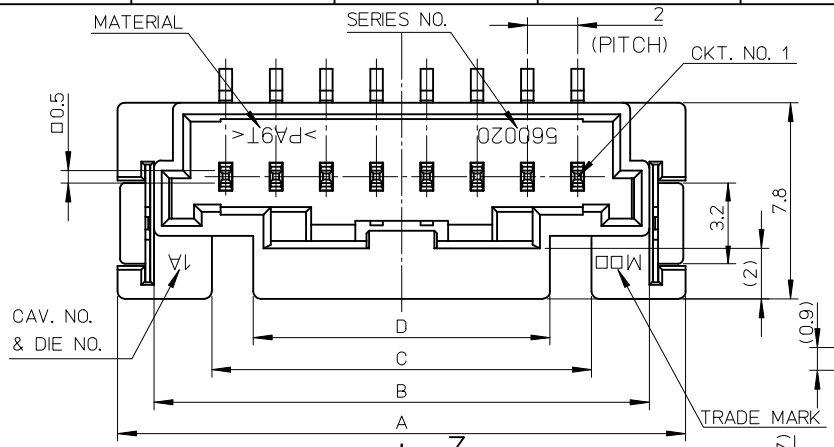

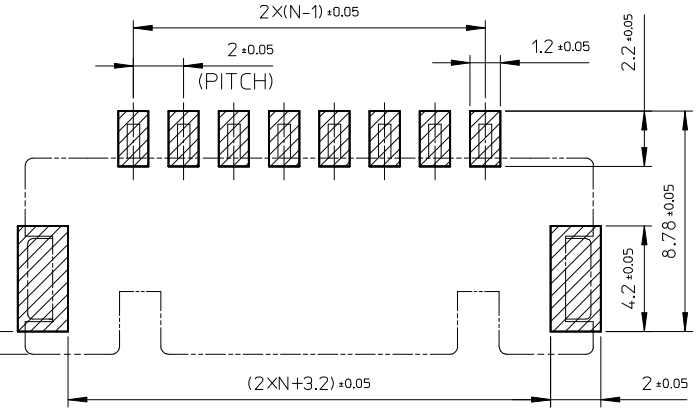

参考基板レイアウト（N=極数）
PCB PATTERN LAYOUT(N:CIRCUIT)

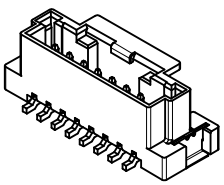

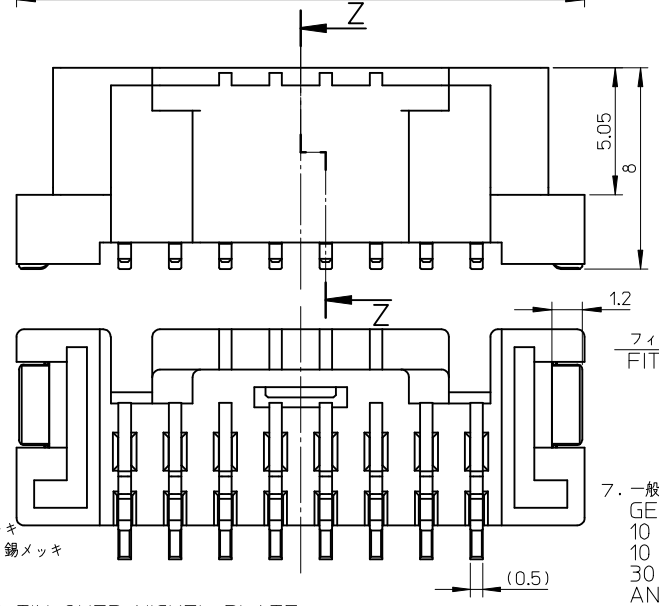

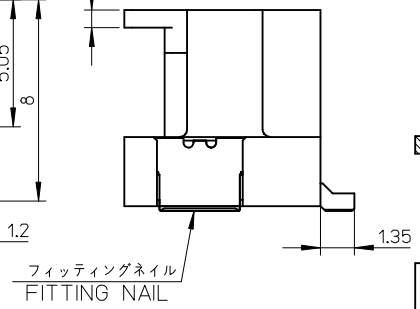

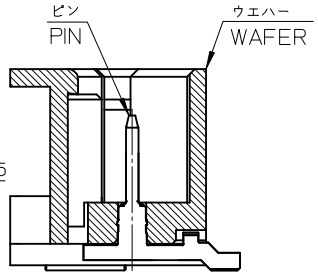

SECTION Z-Z

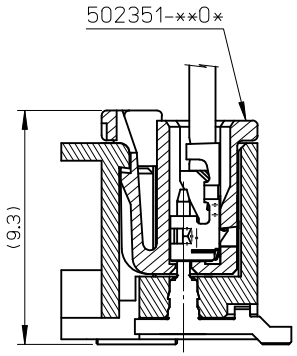

嵌合図
MATED DRAWING

8CKTS

注記
NOTES

1. 材質
   ウエハー：耐熱性ナイロン UL94V-0
   ピン：銅合金、ニッケル下地、錫メッキ、金メッキ
   フィッティングネール：銅合金、ニッケル下地、錫メッキ
   MATERIAL
   WAFER: POLYAMIDE UL94V-0
   PIN: COPPER ALLOY,GOLD OR TIN OVER NICKEL PLATE.
   FINNTING NAIL: COPPER ALLOY, TIN OVER NICKEL PLATE.
2. 色：ナチュラル、黒、赤、青
   COLOR: NATURAL, BLACK, RED, BLUE
3. 嵌合相手：
   ハウジング:502351-**0*
   錫メッキ端子:50212-8*00,50372-8*00,560085-0101
   金メッキ端子:56161-8*81
   MATES WITH
   HOUSING:502351-**0*
   SN PLATING TERMINAL: 50212-8*00,50372-8*00,560085-0101
   AU PLATING TERMINAL: 56161-8*81
4. エンボス梱包品の詳細はSD-560020-002参照
   DETAILED TAPING PACKAGE, SEE SD-560020-002
5. ELV及びRoHS適合
   ELV AND RoHS COMPLIANT
6. 半田付け面のコプラナリティ: 0.1mm MAX.
   CO-PLANARITY OF SOLDER TAILS TO BE 0.1mm MAX.
7. 一般公差
   GENERAL TOLERANCES
   10 UNDER:0.2
   10 OVER 30 UNDER:0.25
   30 OVER:0.3
   ANGULAR±1°

REVISED				REV	DESCRIPTION
EC NO: JTR2016-0015	DRWN:KNAGAI02	CHKD:HKOMATSU	APPR:MAYAMAMOTO	G	
2016/03/01	2016/03/04	2016/03/08			

QUALITY SYMBOLS
F_V=0
F_C=0
F_P=0

GENERAL TOLERANCES (UNLESS SPECIFIED)	mm	INCH
4 PLACES	± ---	± ---
3 PLACES	± ---	± ---
2 PLACES	± ---	± ---
1 PLACE	± ---	± ---
0 PLACE	± ---	± ---
ANGULAR ± - °		

DRAFT WHERE APPLICABLE MUST REMAIN WITHIN DIMENSIONS

DIMENSION STYLE	SCALE	DESIGN UNITS	
MM ONLY	5:1	METRIC	THIRD ANGLE PROJECTION

DRAWN BY SHSHIBATA	DATE 2009/02/18	TITLE 2.0MM PITCH W/B CONN. WAFER ASSY ST. SMT
CHECKED BY HKOMATSU	DATE 2009/02/18	
APPROVED BY AKANESHIGE	DATE 2009/02/18	molex
MATERIAL NO. SEE CHART	DOCUMENT NO. SD-560020-001	SHEET NO. 1 OF 4

SIZE A3

THIS DRAWING CONTAINS INFORMATION THAT IS PROPRIETARY TO MOLEX INCORPORATED AND SHOULD NOT BE USED WITHOUT WRITTEN PERMISSION

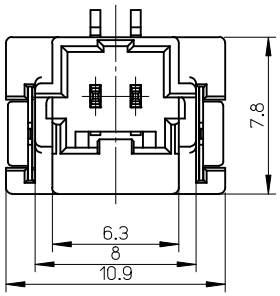

2CKTS

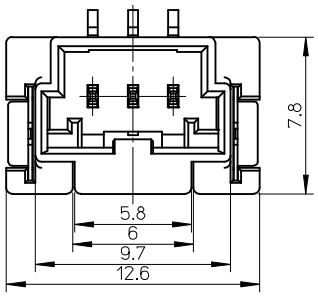

3CKTS

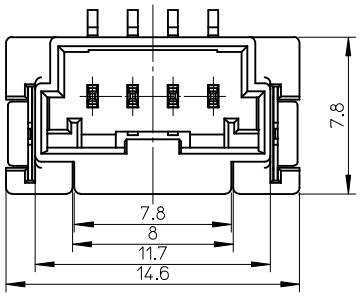

4CKTS

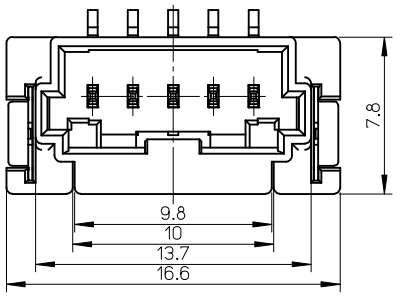

5CKTS

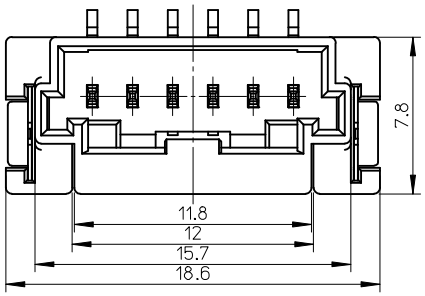

6CKTS

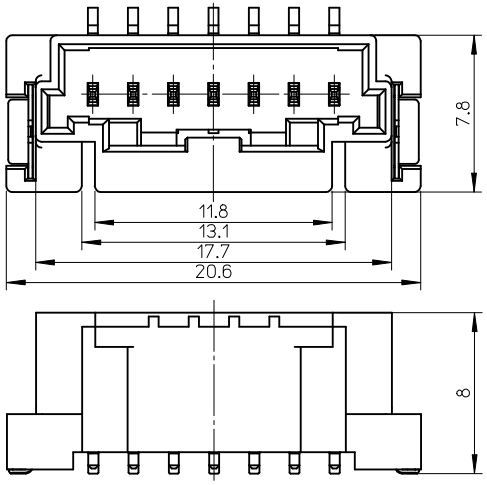

7CKTS

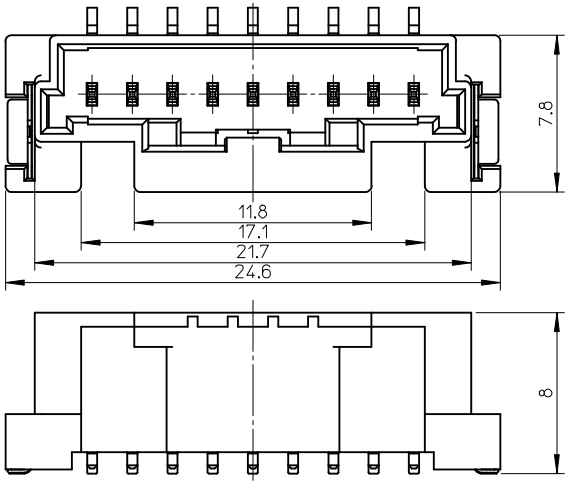

9CKTS

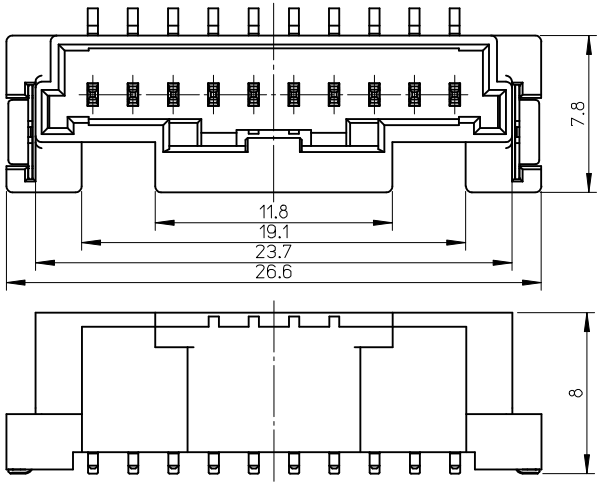

10CKTS

REV	DESCRIPTION
G	REVISED EC NO: JTR2016-0015 DRWN:KNAGAI02 2016/03/01 CHKD:HKOMATSU 2016/03/04 APPR:MAYAMAMOTO 2016/03/08

QUALITY SYMBOLS

$\overset{F}{A}$ =0

$\overset{F}{C}$ =0

$\overset{F}{P}$ =0

GENERAL TOLERANCES (UNLESS SPECIFIED)

	mm	INCH
4 PLACES	± ---	± ---
3 PLACES	± ---	± ---
2 PLACES	± ---	± ---
1 PLACE	± ---	± ---
0 PLACE	± ---	± ---
ANGULAR	± - °	

DRAFT WHERE APPLICABLE MUST REMAIN WITHIN DIMENSIONS

DIMENSION STYLE: MM ONLY	SCALE: 4:1	DESIGN UNITS: METRIC	THIRD ANGLE PROJECTION
DRAWN BY: SHSHIBATA	DATE: 2009/02/18	TITLE: 2.0MM PITCH W/B CONN. WAFER ASSY ST. SMT	
CHECKED BY: HKOMATSU	DATE: 2009/02/18		
APPROVED BY: AKANESHIGE	DATE: 2009/02/18	molex	
MATERIAL NO.: SEE CHART		DOCUMENT NO.: SD-560020-001	SHEET NO.: 2 OF 4
SIZE: A3			

THIS DRAWING CONTAINS INFORMATION THAT IS PROPRIETARY TO MOLEX INCORPORATED AND SHOULD NOT BE USED WITHOUT WRITTEN PERMISSION

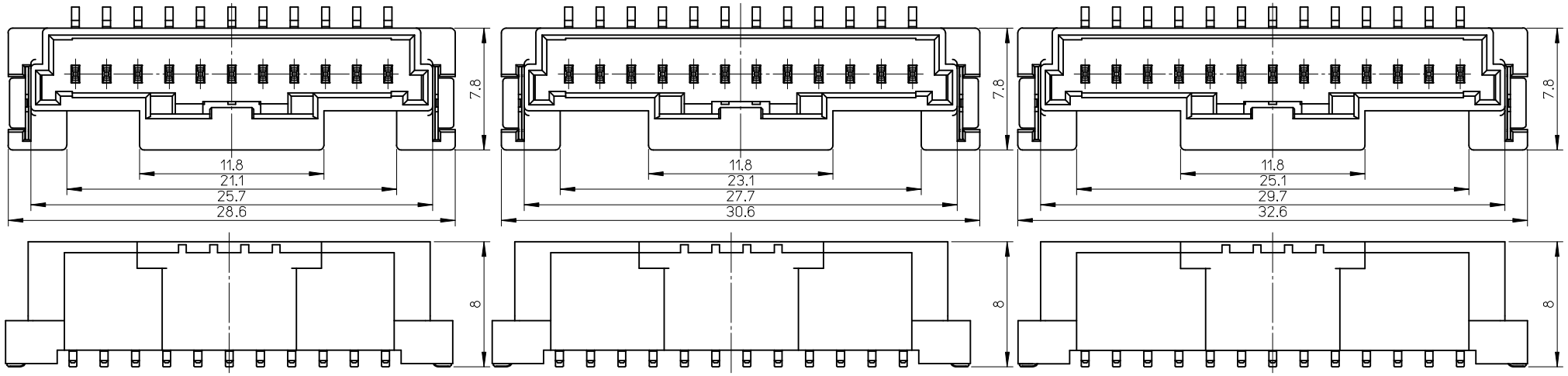

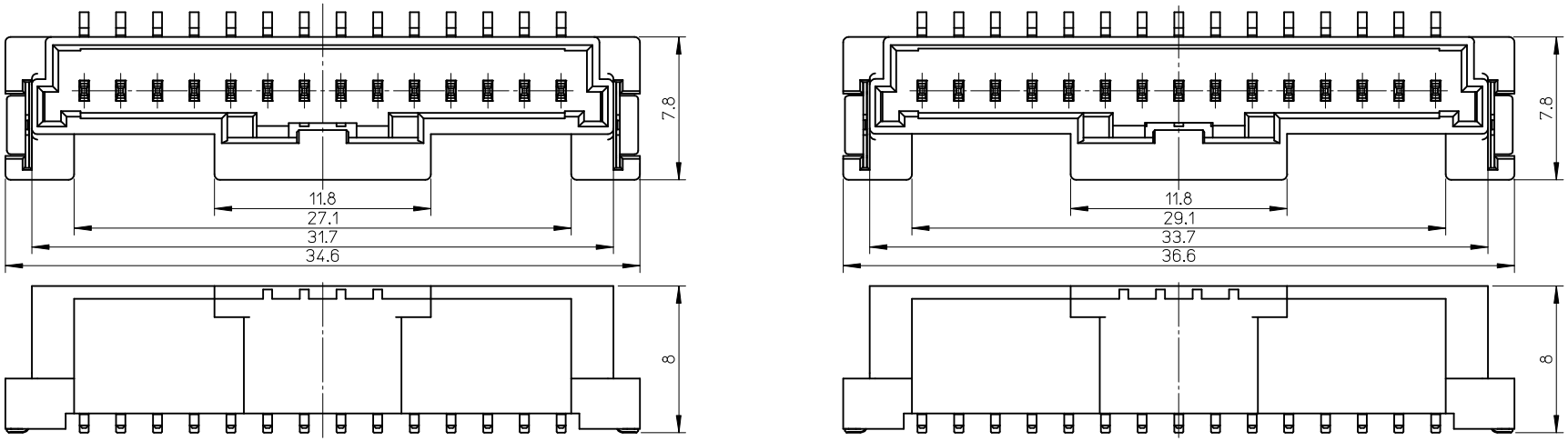

REVISED			
EC NO: JTR2016-0015			
DRWN:KNAGAI02	2016/03/01		
CH'KD:HKOMATSU	2016/03/04		
APPR:MAYAMAMOTO	2016/03/08		
G		REV	DESCRIPTION

QUALITY SYMBOLS
E =0
C =0
B =0

GENERAL TOLERANCES (UNLESS SPECIFIED)

	mm	INCH
4 PLACES	± ---	± ---
3 PLACES	± ---	± ---
2 PLACES	± ---	± ---
1 PLACE	± ---	± ---
0 PLACE	± ---	± ---
ANGULAR	± - °	

DRAFT WHERE APPLICABLE MUST REMAIN WITHIN DIMENSIONS

DIMENSION STYLE: MM ONLY	SCALE: 4:1	DESIGN UNITS: METRIC	THIRD ANGLE PROJECTION
DRAWN BY: SHSHIBATA	DATE: 2009/02/18	TITLE: 2.0MM PITCH W/B CONN. WAFER ASSY ST. SMT	
CHECKED BY: HKOMATSU	DATE: 2009/02/18		
APPROVED BY: AKANESHIGE	DATE: 2009/02/18	molex	
MATERIAL NO.: SEE CHART		DOCUMENT NO.: SD-560020-001	SHEET NO.: 3 OF 4
SIZE: A3			

THIS DRAWING CONTAINS INFORMATION THAT IS PROPRIETARY TO MOLEX INCORPORATED AND SHOULD NOT BE USED WITHOUT WRITTEN PERMISSION

Sn NATURAL	11.8	29.1	33.7	36.6	560020-1520	15
	11.8	27.1	31.7	34.6	560020-1420	14
	11.8	25.1	29.7	32.6	560020-1320	13
	11.8	23.1	27.7	30.6	560020-1220	12
	11.8	21.1	25.7	28.6	560020-1120	11
	11.8	19.1	23.7	26.6	560020-1020	10
	11.8	17.1	21.7	24.6	560020-0920	9
	11.8	15.1	19.7	22.6	560020-0800/-0820	8
	11.8	13.1	17.7	20.6	560020-0700/-0720	7
	11.8	12	15.7	18.6	560020-0600/-0620	6
	9.8	10	13.7	16.6	560020-0500/-0520	5
	7.8	8	11.7	14.6	560020-0400/-0420	4
	5.8	6	9.7	12.6	560020-0300/-0320	3
	6.3		8.0	10.9	560020-0200/-0220	2
PLATING	D	C	B	A	EMBOSSED PACKAGE ORDER NO.	CKTS

CONNECTOR SERIES NO. 560020-**08

Au NATURAL	11.8	29.1	33.7	36.6	560020-1530	15
	11.8	27.1	31.7	34.6	560020-1430	14
	11.8	25.1	29.7	32.6	560020-1330	13
	11.8	23.1	27.7	30.6	560020-1230	12
	11.8	21.1	25.7	28.6	560020-1130	11
	11.8	19.1	23.7	26.6	560020-1030	10
	11.8	17.1	21.7	24.6	560020-0930	9
	11.8	15.1	19.7	22.6	560020-0830	8
	11.8	13.1	17.7	20.6	560020-0730	7
	11.8	12	15.7	18.6	560020-0630	6
	9.8	10	13.7	16.6	560020-0530	5
	7.8	8	11.7	14.6	560020-0430	4
	5.8	6	9.7	12.6	560020-0330	3
	6.3		8.0	10.9	560020-0230	2
PLATING	D	C	B	A	EMBOSSED PACKAGE ORDER NO.	CKTS

CONNECTOR SERIES NO. 560020-**18

Sn BLACK						15
						14
						13
						12
						11
						10
						9
	11.8	15.1	19.7	22.6	560020-0821	8
						7
	11.8	12	15.7	18.6	560020-0621	6
						5
	7.8	8	11.7	14.6	560020-0421	4
	5.8	6	9.7	12.6	560020-0321	3
	6.3		8.0	10.9	560020-0221	2
PLATING	D	C	B	A	EMBOSSED PACKAGE ORDER NO.	CKTS

CONNECTOR SERIES NO. 560020-**28

Sn RED						15
						14
						13
						12
						11
						10
						9
	11.8	15.1	19.7	22.6	560020-0822	8
						7
	11.8	12	15.7	18.6	560020-0622	6
						5
	7.8	8	11.7	14.6	560020-0422	4
	5.8	6	9.7	12.6	560020-0322	3
	6.3		8.0	10.9	560020-0222	2
PLATING	D	C	B	A	EMBOSSED PACKAGE ORDER NO.	CKTS

CONNECTOR SERIES NO. 560020-**48

Sn BLUE						15
						14
						13
						12
						11
						10
						9
	11.8	15.1	19.7	22.6	560020-0823	8
						7
	11.8	12	15.7	18.6	560020-0623	6
						5
	7.8	8	11.7	14.6	560020-0423	4
	5.8	6	9.7	12.6	560020-0323	3
	6.3		8.0	10.9	560020-0223	2
PLATING	D	C	B	A	EMBOSSED PACKAGE ORDER NO.	CKTS

CONNECTOR SERIES NO. 560020-**68

REVISED
EC NO: JTR2016-0015 2016/03/01
DRWN:KNAGAI02 2016/03/04
CH'KD:HKOMATSU 2016/03/08
APPR:MAYAMAMOTO
G
REV DESCRIPTION

QUALITY SYMBOLS
F =0
C =0
B =0

GENERAL TOLERANCES (UNLESS SPECIFIED)

	mm	INCH
4 PLACES	± ---	± ---
3 PLACES	± ---	± ---
2 PLACES	± ---	± ---
1 PLACE	± ---	± ---
0 PLACE	± ---	± ---
ANGULAR	± - °	

DRAFT WHERE APPLICABLE MUST REMAIN WITHIN DIMENSIONS

DIMENSION STYLE: MM ONLY
SCALE: 5:1
DESIGN UNITS: METRIC
THIRD ANGLE PROJECTION

DRAWN BY: SHSHIBATA DATE: 2009/02/18
CHECKED BY: HKOMATSU DATE: 2009/02/18
APPROVED BY: AKANESHIGE DATE: 2009/02/18

TITLE: 2.0MM PITCH W/B CONN. WAFER ASSY ST. SMT

molex

MATERIAL NO.: SEE CHART
DOCUMENT NO.: SD-560020-001
SHEET NO.: 4 OF 4
SIZE: A3

THIS DRAWING CONTAINS INFORMATION THAT IS PROPRIETARY TO MOLEX INCORPORATED AND SHOULD NOT BE USED WITHOUT WRITTEN PERMISSION

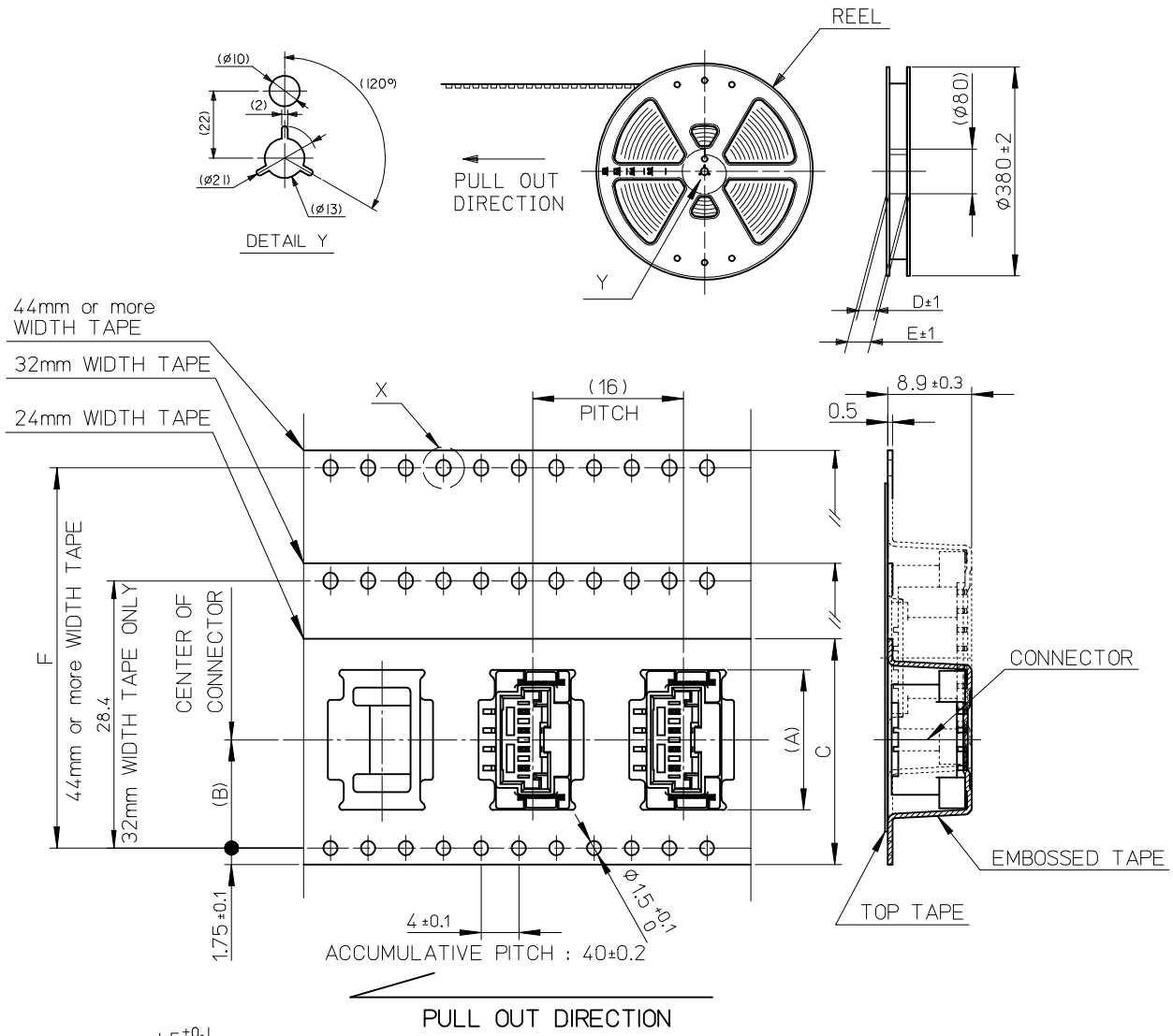

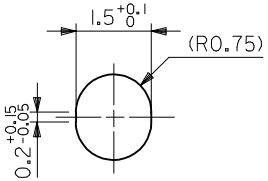

DIRECTION OF CONNECTOR IN EMBOSSED TAPE

NOTES

1. 製品番号：
   ナチュラル・錫めっき 560020-**20
   ナチュラル・金めっき 560020-**30
   黒・錫めっき 560020-**21
   赤・錫めっき 560020-**22
   青・錫めっき 560020-**23
   詳細寸法については、製品単体図面を参照ください。
   PART NO.
   NATURAL・Sn Plating 5600020-**20
   NATURAL・Au Plating 560020-**30
   BLACK・Sn Plating 5600020-**21
   RED・Sn Plating 5600020-**22
   BLUE・Sn Plating 5600020-**23
   SEE SALES DRAWING FOR CONNECTOR
2. 梱包数量： 650個/REEL
   NUMBER OF CONNECTORS 650 PCS/REEL
3. リードテープ長さ
   LEAD TAPE LENGTH

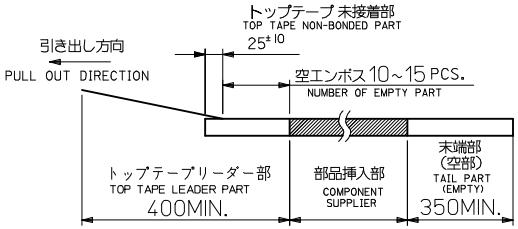

4. 材料
   MATERIAL
   キャリアテープ： ポリスチレン
   CARRIER TAPE: POLYSTYRENE
   トップテープ： PET, PE, PEF
   TOP TAPE
   リール： ポリスチレン
   REEL: POLYSTYRENE
5. 一般公差
   GENERAL TOLERANCES
   10 UNDER: 0.2
   10 OVER 30 UNDER: 0.25
   30 OVER: 0.3
   ANGULAR: ±1°

REVISED
EC NO: JTR2016-0015
DRWN:KNAGAI02 2016/03/01
CH'KD:HKOMATSU 2016/03/04
APPR:MAYAMAMOTO 2016/03/08
DESCRIPTION
REV C

QUALITY SYMBOLS
E_A=0
E_B=0
E_P=0

GENERAL TOLERANCES (UNLESS SPECIFIED)	mm	INCH
4 PLACES	± ---	± ---
3 PLACES	± ---	± ---
2 PLACES	± ---	± ---
1 PLACE	± ---	± ---
0 PLACE	± ---	± ---
ANGULAR	± - °	

DRAFT WHERE APPLICABLE MUST REMAIN WITHIN DIMENSIONS

DIMENSION STYLE: MM ONLY	SCALE: 2:1	DESIGN UNITS: METRIC	THIRD ANGLE PROJECTION
DRAWN BY: YTAMAKI	DATE: 2014/05/23	TITLE: 2.0MM PITCH W/B ST. WAFER ASSY EMBOSSED TAPE PACKAGE	
CHECKED BY: HKOMATSU	DATE: 2014/05/23		
APPROVED BY: MAYAMAMOTO	DATE: 2014/06/30	molex	
MATERIAL NO.: SEE CHART	DOCUMENT NO.: SD-560020-003		SHEET NO.: 1 OF 2
SIZE: A3	THIS DRAWING CONTAINS INFORMATION THAT IS PROPRIETARY TO MOLEX INCORPORATED AND SHOULD NOT BE USED WITHOUT WRITTEN PERMISSION		

tb_frame_A3_P_AM_T
Rev. G 2012/01/11

PLATING	F	E	D	C	(B)	(A)	エンボス梱包品 製品番号 MATERIAL NO.	CIRCUITS
Sn NATURAL	52.4	61.4	57.4	56	26.2	36.9	560020-1520	15
						34.9	560020-1420	14
						32.9	560020-1320	13
	40.4	49.4	45.4	44	20.2	30.9	560020-1220	12
						28.9	560020-1120	11
						26.9	560020-1020	10
						24.9	560020-0920	09
						22.9	560020-0820	08
						20.9	560020-0720	07
	28.4	37.4	33.4	32	14.2	18.9	560020-0620	06
						16.9	560020-0520	05
		29.4	25.4	24	11.5	14.9	560020-0420	04
						12.9	560020-0320	03
						11.2	560020-0220	02

PLATING	F	E	D	C	(B)	(A)	エンボス梱包品 製品番号 MATERIAL NO.	CIRCUITS
Au NATURAL	52.4	61.4	57.4	56	26.2	36.9	560020-1530	15
						34.9	560020-1430	14
						32.9	560020-1330	13
	40.4	49.4	45.4	44	20.2	30.9	560020-1230	12
						28.9	560020-1130	11
						26.9	560020-1030	10
						24.9	560020-0930	09
						22.9	560020-0830	08
						20.9	560020-0730	07
	28.4	37.4	33.4	32	14.2	18.9	560020-0630	06
						16.9	560020-0530	05
		29.4	25.4	24	11.5	14.9	560020-0430	04
						12.9	560020-0330	03
						11.2	560020-0230	02

PLATING	F	E	D	C	(B)	(A)	エンボス梱包品 製品番号 MATERIAL NO.	CIRCUITS
Sn BLACK								15
								14
								13
	40.4	49.4	45.4	44	20.2			12
								11
								10
								09
						22.9	560020-0821	08
								07
	28.4	37.4	33.4	32	14.2	18.9	560020-0621	06
								05
		29.4	25.4	24	11.5	14.9	560020-0421	04
						12.9	560020-0321	03
						11.2	560020-0221	02

PLATING	F	E	D	C	(B)	(A)	エンボス梱包品 製品番号 MATERIAL NO.	CIRCUITS
Sn RED								15
								14
								13
	40.4	49.4	45.4	44	20.2			12
								11
								10
								09
						22.9	560020-0822	08
								07
	28.4	37.4	33.4	32	14.2	18.9	560020-0622	06
								05
		29.4	25.4	24	11.5	14.9	560020-0422	04
						12.9	560020-0322	03
						11.2	560020-0222	02

PLATING	F	E	D	C	(B)	(A)	エンボス梱包品 製品番号 MATERIAL NO.	CIRCUITS
Sn BLUE								15
								14
								13
	40.4	49.4	45.4	44	20.2			12
								11
								10
								09
						22.9	560020-0823	08
								07
	28.4	37.4	33.4	32	14.2	18.9	560020-0623	06
								05
		29.4	25.4	24	11.5	14.9	560020-0423	04
						12.9	560020-0323	03
						11.2	560020-0223	02

REVISED
EC NO: JTR2016-0015
DRWN:KNAGAI02 2016/03/01
CH'KD:HKOMATSU 2016/03/04
APPR:MAYAMAMOTO 2016/03/08
REV C
DESCRIPTION

QUALITY SYMBOLS
E =0
C =0
B =0

GENERAL TOLERANCES (UNLESS SPECIFIED)

	mm	INCH
4 PLACES	± ---	± ---
3 PLACES	± ---	± ---
2 PLACES	± ---	± ---
1 PLACE	± ---	± ---
0 PLACE	± ---	± ---
ANGULAR ± - °		

DRAFT WHERE APPLICABLE MUST REMAIN WITHIN DIMENSIONS

DIMENSION STYLE: MM ONLY
SCALE: 2:1
DESIGN UNITS: METRIC
THIRD ANGLE PROJECTION

DRAWN BY: YTAMAKI DATE: 2014/05/23
CHECKED BY: HKOMATSU DATE: 2014/05/23
APPROVED BY: MAYAMAMOTO DATE: 2014/06/30

TITLE: 2.0MM PITCH W/B ST. WAFER ASSY EMBOSSED TAPE PACKAGE

molex

MATERIAL NO.: SEE CHART
DOCUMENT NO.: SD-560020-003
SHEET NO.: 2 OF 2
SIZE: A3

THIS DRAWING CONTAINS INFORMATION THAT IS PROPRIETARY TO MOLEX INCORPORATED AND SHOULD NOT BE USED WITHOUT WRITTEN PERMISSION