

Introducing VAL-U-LOK Single Row Header Connectors

The VAL-U-LOK connector system is now available in a single row configuration for wire-to-board applications. Single row headers are available in right angle and vertical configurations in 3, 4 and 5 position sizes. The single row headers will mate to existing receptacle housings.

KEY FEATURES

- Right angle and vertical configurations
- 3, 4, and 5 positions
- V2 and V0 housings
- Mates to existing receptacle housings
- Intermateable with Molex Mini Fit Jr. connectors

APPLICATIONS

- Household appliances
- HVAC
- Vending
- Gaming
- Lighting

MECHANICAL

- Connector Mating: 1.55 lb. [6.90 N] max. per circuit
- Connector Unmating: .11 lb. [.49 N] min. per circuit 3

ELECTRICAL

- Voltage: 600 VAC
- Current: 9 A max. in 2-position applications
- Dielectric Withstanding Voltage: 1500 VAC min.
- Insulation Resistance: 1000 megohms min.
- Operating Temperature: -40°C to +105°C [-40°F to +221°F]

MATERIALS

- Housings: Nylon, UL 94V-2 and UL 94V-0
- Contacts: Brass with tin plating (Lead-Free)

STANDARDS AND SPECIFICATIONS

- Contact Retention: 4.88 lb. [21.71 N] min. per contact
- Durability: 30 cycles, mating and unmating

PRODUCT OFFERING

- Product Specifications: 108-2112
- Qualification Report: 501-534

PRODUCT DIMENSIONS

A VERTICAL HEADERS

Position Size	UL 94-V2 Housings		UL 94-V0 Housings	
	With Drain Holes	Without Drain Holes	With Drain Holes	Without Drain Holes
3	2029054-3	2029058-3	2029056-3	2029167-3
4	2029054-4	2029058-4	2029056-4	2029167-4
5	2029054-5	2029058-5	2029056-5	2029167-5

B RIGHT ANGLE HEADERS

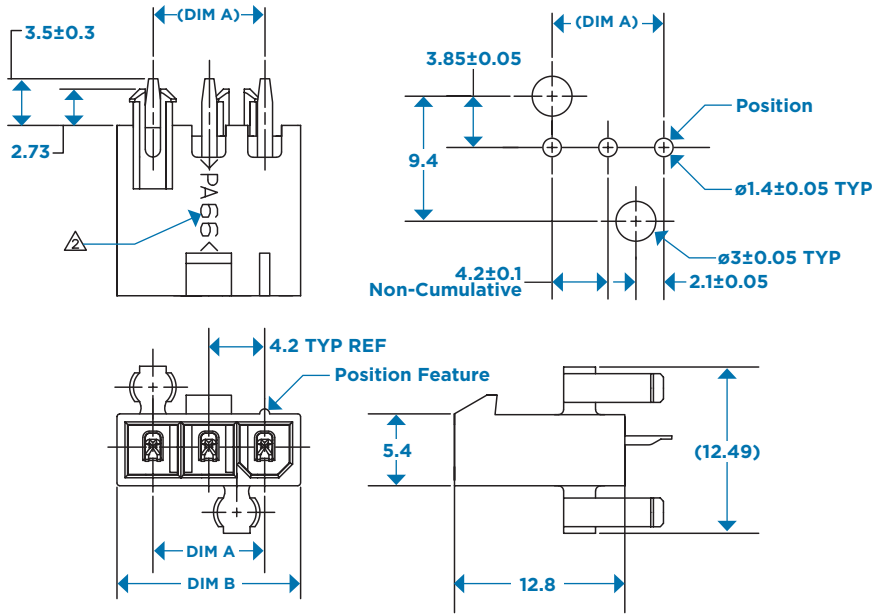
Position Size	UL 94-V2 Housings		UL 94-V0 Housings	
	With Pegs	With Flanges	With Pegs	With Flanges
3	2029150-3	2029152-3	2029151-3	2029153-3
4	2029150-4	2029152-4	2029151-4	2029153-4
5	2029150-5	2029152-5	2029151-5	2029153-5

C MATING RECEPTACLE HOUSINGS

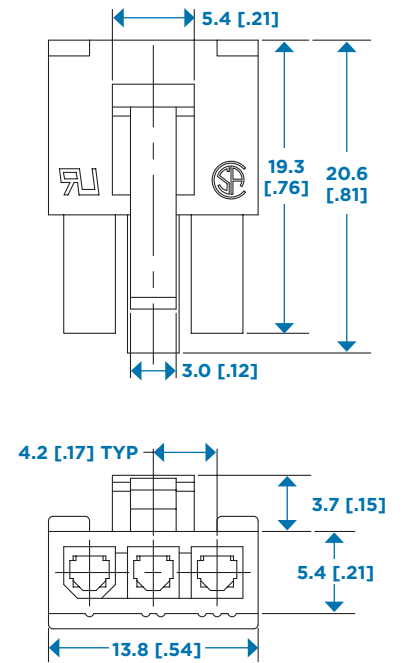
Position Size	UL 94-V2 Housings	UL 94-V0 Housings
3	1586105-3	1586106-3
4	1586026-4	1586027-4
5	1586026-5	1586027-5



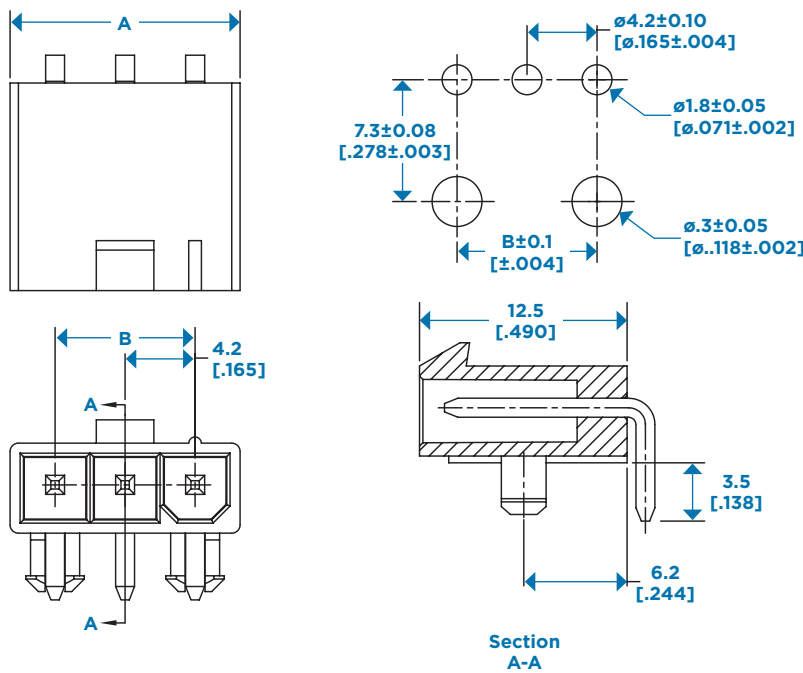
A VERTICAL HEADERS



C MATING RECEPTACLE HOUSINGS



B RIGHT ANGLE HEADERS



For additional product information including crimp contact selection, Go to, te.com, keyword : VAL-U-LOK.

While TE has made every reasonable effort to ensure the accuracy of the information in this flyer, TE does not guarantee that it is error-free, nor does TE make any other representation, warranty or guarantee that the information is accurate, correct, reliable or current. TE reserves the right to make any adjustments to the information contained herein at any time without notice. TE expressly disclaims all implied warranties regarding the information contained herein, including, but not limited to, any implied warranties of merchantability or fitness for a particular purpose. The dimensions in this flyer are for reference purposes only and are subject to change without notice. Specifications are subject to change without notice. Consult TE for the latest dimensions and design specifications.

