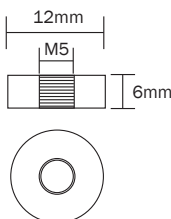




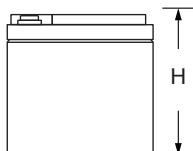
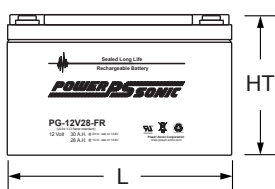

#### Terminals

(mm)

- T12: Threaded insert w. 5 mm stud fastener



#### Physical Dimensions: in (mm)



**L: 6.56 (167) W: 6.96 (177) H: 4.92 (125) HT: 4.92 (125)**

Tolerances are +/- 0.04 in. (+/- 1mm) and +/- 0.08 in. (+/- 2mm) for height dimensions. All data subject to change without notice.

#### Features

- **Long Service Life** - Thick plate design and efficient gas recombination yield a service life expectancy of up to 10 years in standby mode.
- **Low Internal Resistance** - Superb high-rate discharge characteristics ensure reliable performance in UPS and Telecom applications.
- **Maintenance-Free, Non-Spillable** - Proven VRLA technology guarantees safe operation without maintenance and 'non-restricted article' status for transportation.
- **Low Self-Discharge** - Lead-calcium alloy grids and use of high purity lead account for superior shelf-life characteristics permitting storage for extended periods of time.
- **Designed-In Reliability** - Cutting-edge manufacturing and process control combined with meticulous quality assurance procedures guarantee consistent and dependable performance.

#### Performance Specifications

**Nominal Voltage** ..... 12 volts (6 cells)

##### Nominal Capacity

20-hr.	(1.50A to 10.80 volts)	30.0 AH
10-hr.	(2.8A to 10.80 volts)	28.0 AH
8-hr.	(3.35A to 10.50 volts)	26.8 AH
5-hr.	(5.10A to 10.50 volts)	25.5 AH
1-hr.	(18.6A to 9.60 volts)	18.6 AH

**Approximate Weight** ..... 18.5 lbs. (8.4 kg)

**Energy Density** (10-hr. rate) ..... 1.50 W-h/in<sup>3</sup> (91.28 W-h/l)

**Specific Energy** (10-hr. rate) ..... 18.16 W-h/lb (40.04 W-h/kg)

**Internal Resistance** (approx.) ..... 8.0 milliohms

**Max Short-Duration Discharge Current** (10 Sec.) ..... 168 amperes

**Shelf Life** (% of nominal capacity at 68 °F (20 °C))

1 Month	97%
3 Months	91%
6 Months	83%

##### Operating Temperature Range

Charge..	-4 °F (-20 °C) to 122 °F (50 °C)
Discharge	-40 °F (-40 °C) to 140 °F (60 °C)

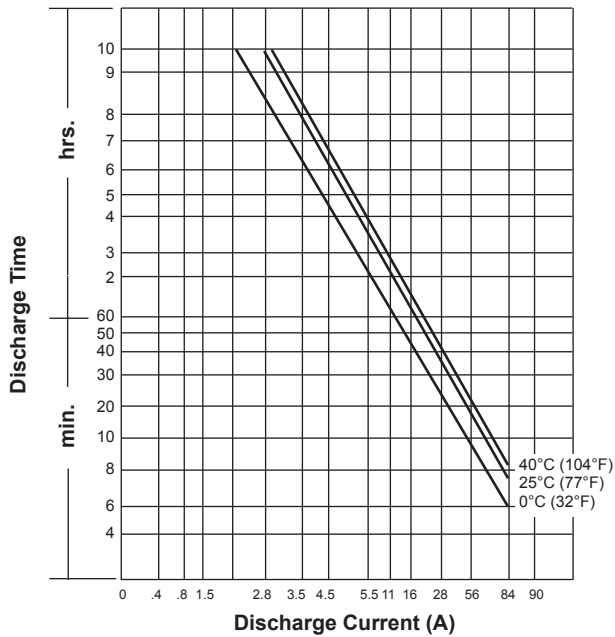
**Case** ..... ABS Plastic (UL94 V-0 flame retardant)

**Power-Sonic Chargers** ..... PSC-124000A, 124000A-C

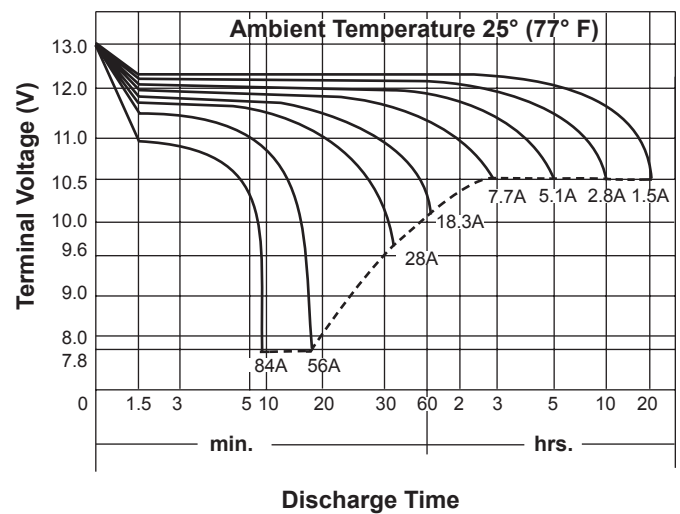
### Constant Current & Power Discharge Ratings

MODEL	FINAL VOLTAGE	AMPS/WATTS PER CELL @ 25° C													
		5 MIN		10 MIN		15 MIN		20 MIN		30 MIN		45 MIN		60 MIN	
		A	W	A	W	A	W	A	W	A	W	A	W	A	W
<b>PG-12V28 FR</b>	1.80	82	170	60	118	43	92	37	74	28	51	19	38	17	32
	1.75	96	178	68	126	47	96	40	77	30	56	21	41	18	34
	1.67	106	186	75	130	52	100	43	80	32	60	22	43	19	35
	1.60	115	212	80	159	56	110	46	92	34	68	24	48	20	n/a

**Discharge Time vs. Discharge Current**



**Discharge Characteristics**



### Charging

**Cycle Applications:** Limit initial current to 8.4A. Charge until battery voltage (under charge) reaches 14.4 to 14.7 volts at 68°F (20°C). Hold at 14.4 to 14.7 volts until current drops to under 280mA. Battery is fully charged under these conditions, and charger should be disconnected or switched to “float” voltage.

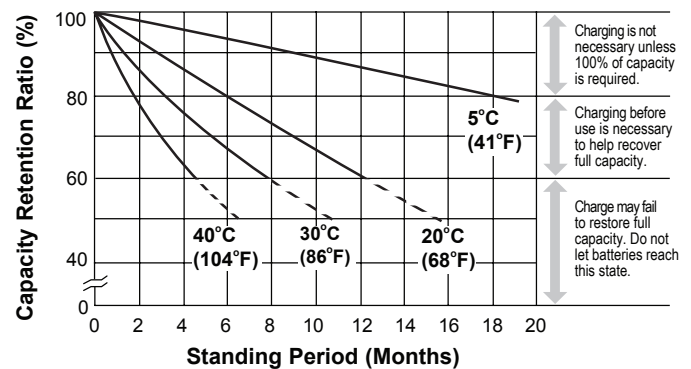
**“Float” or “Stand-By” Service:** Hold battery across constant voltage source of 13.5 to 13.8 volts continuously. When held at this voltage, the battery will seek its own current level and maintain itself in a fully charged condition.

**Note:** Due to the self-discharge characteristics of this type of battery, it is imperative that they be charged within 6 months of storage, otherwise permanent loss of capacity might occur as a result of sulfation.

### Chargers

Power-Sonic offers a wide range of chargers suitable for batteries up to 100AH. Please refer to the Charger Selection Guide in our specification sheets for “C-Series Switch Mode Chargers” and “Transformer Type A and F Series”. Please contact our Technical department for advice if you have difficulty in locating suitable models.

### Shelf Life & Storage



### Further Information

Please refer to our website [www.power-sonic.com](http://www.power-sonic.com) for a complete range of useful downloads, such as product catalogs, material safety data sheets (MSDS), ISO certification, etc..

### Contact Information

#### DOMESTIC SALES

Tel: +1-619-661-2020  
Fax: +1-619-661-3650  
[national-sales@power-sonic.com](mailto:national-sales@power-sonic.com)

#### CUSTOMER SERVICE

Tel: +1-619-661-2030  
Fax: +1-619-661-3648  
[customer-service@power-sonic.com](mailto:customer-service@power-sonic.com)

#### TECHNICAL SUPPORT

Tel: +1-619-661-2020  
Fax: +1-619-661-3648  
[support@power-sonic.com](mailto:support@power-sonic.com)

#### INTERNATIONAL SALES

Tel: +1-650-364-5001  
Fax: +1-650-366-3662  
[international-sales@power-sonic.com](mailto:international-sales@power-sonic.com)

# Mouser Electronics

Authorized Distributor

Click to View Pricing, Inventory, Delivery & Lifecycle Information:

[Power-Sonic:](#)

[PG-12V28 FR](#)