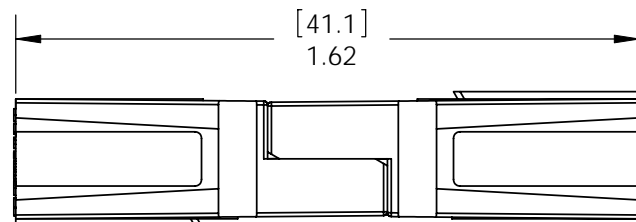
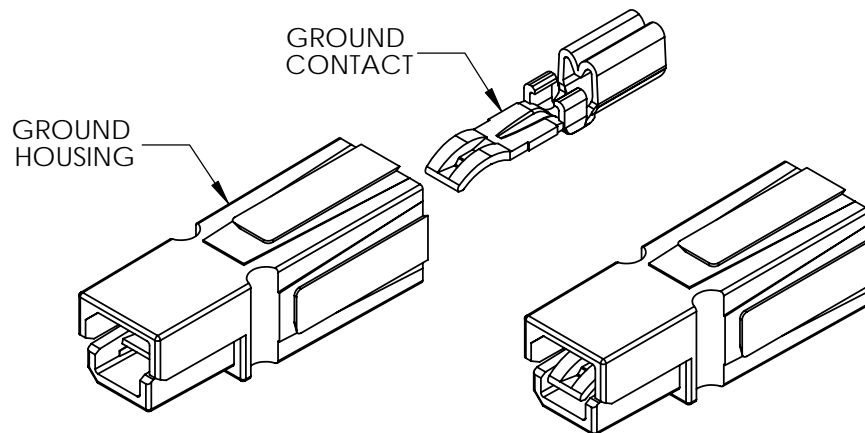
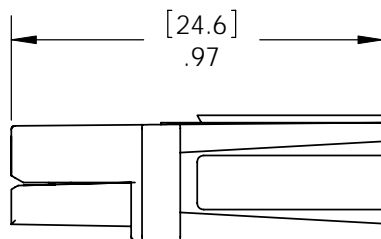
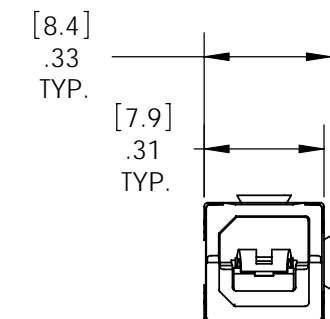
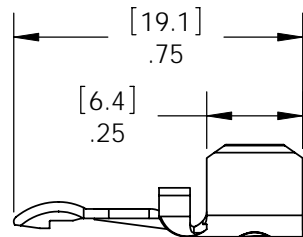
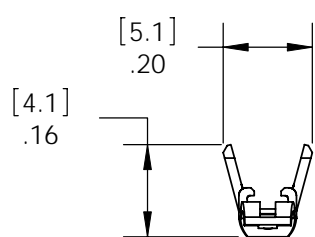
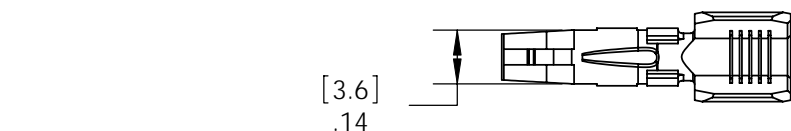


THE INFORMATION CONTAINED IN THIS DRAWING IS THE SOLE PROPERTY OF ANDERSON POWER PRODUCTS. ANY REPRODUCTION IN PART OR WHOLE WITHOUT THE WRITTEN PERMISSION OF ANDERSON POWER PRODUCTS IS PROHIBITED.

Copyright 2007

ANDERSON POWER PRODUCTS RESERVES THE RIGHT TO ALTER PRODUCT TYPES, THEIR TECHNICAL DATA, DIMENSION, STYLE AND ACCESSORIES WITHOUT PRIOR NOTIFICATION.



MATED PAIR

NOTES:

- HOUSING AND CONTACT ASSEMBLIES ARE UL RECOGNIZED AND CSA CERTIFIED
- ACCOMMODATES #14 - #10 AWG SUPERFLEX WIRE

Catalog Number	Description
1827g1	Ground Housing (Green)
1827g2	Ground Housing (Brown)
1845g1	Green Housing w/Contact
1845g2	Brown Housing w/Contact
1830g1-lpbk	Ground Contact (Loose Piece)
1830g1	Ground Contact (Reeled)

DIMENSIONS ARE IN:	INCH[MM]
UNLESS OTHERWISE STATED	
TOLERANCES:	
DECIMALS (INCH)	DECIMALS (MM) ANGLES
XX ± .02	X ± .5 ± 2°
SURFACE FINISH:	
MACHINED	128 [3.2] ✓
MOLDED	64 [1.6] ✓
MATERIAL:	
UL94-V0 POLYCARBONATE	
FINISH:	
TIN PLATED COPPER ALLOY	
3rd ANGLE PROJECTION	1st ANGLE PROJECTION

APPROVALS	
DRAWN	AMS 05/21/07
CHECKED	DJD 05/23/07
MFG APP	CHB 05/21/07
QC APP	UFN 05/22/07
ENG APP	DAM 05/21/07

ANDERSON POWER PRODUCTS	
TITLE	
FLAT-WIPING GROUND CONNECTOR	
SIZE	DWG NO.
A/A4	114734S1
SCALE	CADFILE
NONE	02686
SHEET	REV.
1 OF 1	3

REV.	DESCRIPTION OF CHANGES	APPROVED	DATE
3	ECRN 14224 - ROUNDING ERROR	AMS	01/14/08
2	ECRN 14172 - TYPO	AMS	06/18/07
1	ECRN 14165 - ADDITIONAL DIMENSIONS	AMS	06/06/07