THIS DRAWING IS UNPUBLISHED. RELEASED FOR PUBLICATION -.- .
© COPYRIGHT - By - TE CONNECTIVITY. ALL RIGHTS RESERVED.

LOC	DIST
CM	00

REVISIONS

P	LTR	DESCRIPTION	DATE	DWN	APVD
	M1	ECO-14-010907	10SEP2014	KR	OC

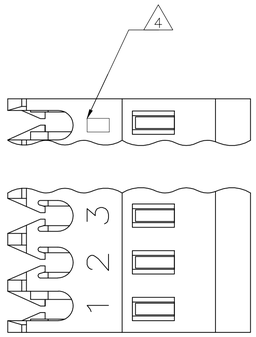

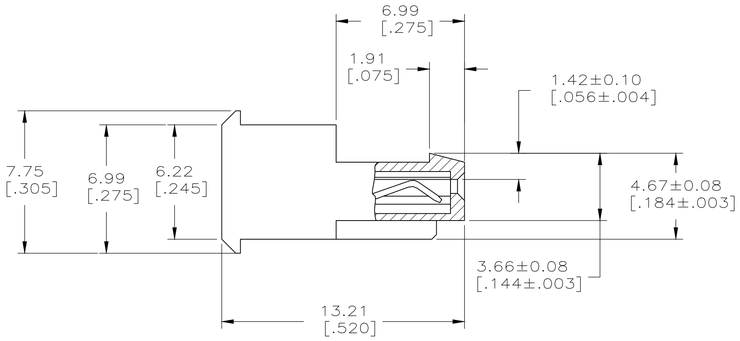

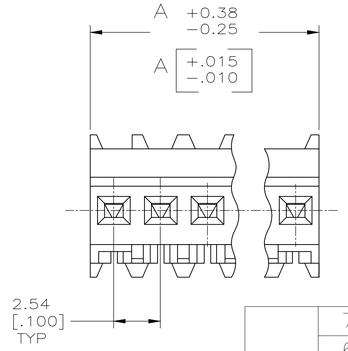

LEAD FREE

DIM A	NO.OF POSN	ASSEMBLY
71.12 [2.800]	28	5-641244-8
68.58 [2.700]	27	5-641244-7
66.04 [2.600]	26	5-641244-6
63.50 [2.500]	25	5-641244-5
60.96 [2.400]	24	5-641244-4
58.42 [2.300]	23	5-641244-3
55.88 [2.200]	22	5-641244-2
53.34 [2.100]	21	5-641244-1
50.80 [2.000]	20	5-641244-0
48.26 [1.900]	19	4-641244-9
45.72 [1.800]	18	4-641244-8
43.18 [1.700]	17	4-641244-7
40.64 [1.600]	16	4-641244-6
38.10 [1.500]	15	4-641244-5
35.56 [1.400]	14	4-641244-4
33.02 [1.300]	13	4-641244-3
30.48 [1.200]	12	4-641244-2
27.94 [1.100]	11	4-641244-1
25.40 [1.000]	10	4-641244-0
22.86 [.900]	9	3-641244-9
20.32 [.800]	8	3-641244-8
17.78 [.700]	7	3-641244-7
15.24 [.600]	6	3-641244-6
12.70 [.500]	5	3-641244-5
10.16 [.400]	4	3-641244-4
7.62 [.300]	3	3-641244-3
5.08 [.200]	2	3-641244-2

7 SUPERCEDED

7

CONTAINS LEAD

DIM A	NO.OF POSN	ASSEMBLY
71.12 [2.800]	28	2-641244-8
68.58 [2.700]	27	2-641244-7
66.04 [2.600]	26	2-641244-6
63.50 [2.500]	25	2-641244-5
60.96 [2.400]	24	2-641244-4
58.42 [2.300]	23	2-641244-3
55.88 [2.200]	22	2-641244-2
53.34 [2.100]	21	2-641244-1
50.80 [2.000]	20	2-641244-0
48.26 [1.900]	19	1-641244-9
45.72 [1.800]	18	1-641244-8
43.18 [1.700]	17	1-641244-7
40.64 [1.600]	16	1-641244-6
38.10 [1.500]	15	1-641244-5
35.56 [1.400]	14	1-641244-4
33.02 [1.300]	13	1-641244-3
30.48 [1.200]	12	1-641244-2
27.94 [1.100]	11	1-641244-1
25.40 [1.000]	10	1-641244-0
22.86 [.900]	9	641244-9
20.32 [.800]	8	641244-8
17.78 [.700]	7	641244-7
15.24 [.600]	6	641244-6
12.70 [.500]	5	641244-5
10.16 [.400]	4	641244-4
7.62 [.300]	3	641244-3
5.08 [.200]	2	641244-2

1 MATERIAL: CONNECTOR-NYLON UL94V-2 (GREEN).
CONTACTS-0.30 [.012] THICK COPPER ALLOY
0.00076 [.000030] GOLD IN OR 0.00076[.000030]
TOTAL GOLD FLASH OVER PALLADIUM NICKEL,
PER TE CONNECTIVITY'S DISCRETION, CONTACT AREA
WITH BRIGHT TIN-LEAD FOR 641244-2 THRU
1-641244-4, MATTE WHISKER MITIGATED TIN
FOR 3-641244-2 THRU 4-641244-4 OVER
NICKEL UNDERPLATE.

2 CONTACTS ACCEPT 28 AWG WIRE WITH 1.52 [.060] MAX INSULATION DIAMETER.

3 CONTACTS MUST ACCEPT 0.64±0.03 [.025±.001] SQUARE POST AND REMAIN LOCKED IN POSITION.

4 IDENTIFICATION NUMBER FOR LAST CIRCUIT MAY NOT APPEAR ON ALL ASSEMBLIES.

5 DIMENSIONS IN BRACKETS ARE IN INCHES.

6 HOUSING FEATURES ARE: FEED THRU WITH LOCKING RAMP.

7 OBSOLETE PARTS: OBSOLETE CIS STREAMLINING PER D.RENAUD/D.SINISI

THIS DRAWING IS A CONTROLLED DOCUMENT.

DIMENSIONS: mm [INCHES]

TOLERANCES UNLESS OTHERWISE SPECIFIED:
0 PLC ±
1 PLC ±
2 PLC ± 0.13 [.005]
3 PLC ±
4 PLC ±
ANGLES ±

MATERIAL 1

FINISH 1

DWN S. HOOVER 28-DEC-2004
CHK D. BOSSI 28-DEC-2004
APVD D. BOSSI 28-DEC-2004
PRODUCT SPEC 108-1050
APPLICATION SPEC 114-1019
WEIGHT

TE Connectivity

NAME MTA .100 CONNECTOR ASSEMBLY, 28 AWG, STANDARD

SIZE A1 | CAGE CODE 00779 | DRAWING NO C-641244 | RESTRICTED TO

CUSTOMER DRAWING | SCALE 6:1 | SHEET 1 OF 1 | REV M1

4805 (3/11)