

TYPES YA-A AND YA-A-TN

HYLUG™

UNINSULATED ALUMINUM COMPRESSION TERMINAL

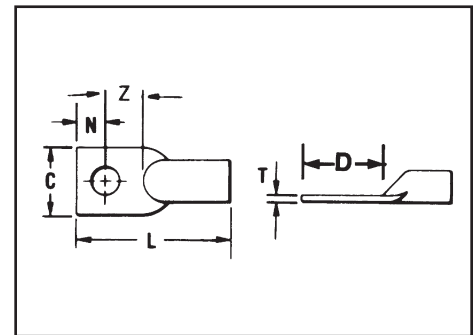
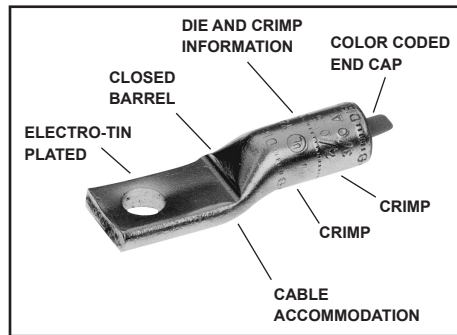
FOR ALUMINUM AND COPPER CONDUCTORS

1-HOLE DESIGN

UL Listed 90° C,
600 Volts to 35 kV ◆

Type YA-A aluminum tin-plated compression HYLUG™ terminals are dual-rated and designed for use on both aluminum and copper conductors from #12 sol. through 2000 kcmil.

They are designed for heavy duty applications to 35kV. YA-A terminals are prefilled with PENETROX™, and assembled with color-coded end caps. Available with one, two, and four-hole NEMA tongues the aluminum HYLUG™ terminals are designed for a permanent trouble-free electrical termination.



Features & Benefits

- Manufactured from high conductivity, wrought aluminum with heavy duty wall thickness
 - ◇ Provides maximum conductivity, low resistance and ductility for an excellent combination of electrical and crimp forming properties
- Electro-tin plated
 - ◇ Provides durable long lasting corrosion resistance
- Internally beveled barrel
 - ◇ Provides easy cable insertion
- Meets UL486B 90° C requirements
 - ◇ Provides a quality electrical dual connection
- Connector is clearly marked with wire size, die index, color-code and the proper number and location of crimps
 - ◇ Provides easy identification and tooling recommendation for a proper compression which forms a homogeneous mass resulting in an excellent electrical connection
- Factory prefilled with PENETROX™ oxide inhibiting compound
 - ◇ Oxide inhibiting compound contains homogeneously suspended metallic particles to penetrate the wires' oxides, establish electrical continuity and forms an airtight connection
- Color-coded end caps inserted in barrel end
 - ◇ Prevents foreign materials from entering and contaminating the connector prior to usage plus identifies the proper color-coded die for a reliable connection

Catalog Number	Code Conductor*	Stud Size	No. of Holes in Pad	Dimensions						Installation Tooling ▲					Wire Strip Length
				C	D	L	N	T	Z	Dieless (# of crimps)		Die Number (# of crimps)	Color Code	▲ Die Index	
										Mechanical Tooling	Hydraulic HYPRESS™				
YA12A-TN ‡	12 Str.	#10	1	0.41	0.50	1.19	0.20	0.07	0.30	MR8-27 (1)	—	—	①	—	5/8"
YA10A-TN ‡	10 Str.	#10	1	0.41	0.50	1.22	0.20	0.06	0.30	—	—	—	—	—	5/8"
YA8CA1	8 AWG	#10	1	0.53	0.60	1.50	0.20	0.09	0.40	MY29-3 (1) MRC840AL (1)	Y81KFT (1) Y81KFTMBH (1) PAT81KFT-18V (1)	U8CABT (1)	Blue	374	5/8"
YA8CA3		1/4	1	0.53	0.75	1.65	0.25	0.09	0.50	—	—	—	—	—	—
YA6CA1	6 AWG	1/4	1	0.47	0.75	1.84	0.33	0.14	0.42	MY29-3 (1) MRC840AL (1)	MY644M (1) Y81KFT (1) Y81KFTMBH (1) PAT81KFT-18V (1)	U6CABT (1)	Gray	346	3/4"
YA6CA3		3/8	1	0.65	1.19	2.28	0.44	0.09	0.75	—	—	—	—	—	—
YA4CA1	4AWG	1/4	1	0.47	0.75	2.13	0.33	0.18	0.42	MY29-3 (1) MRC840AL (1)	Y81KFT (1) Y81KFTMBH (1) PAT81KFT-18V (1) Y644HSXT (1)	U4CABT (1)	Green	375	7/8"
YA4CA3		5/16	1	0.80	0.87	2.25	0.41	0.12	0.46	—	—	—	—	—	—
YA4CA6		3/8	1	0.80	0.94	2.32	0.44	0.12	0.50	—	—	—	—	—	—

* Contact BURNDY® for conductor, stud sizes and hole drillings not shown.

▲ See tooling section of this catalog for complete tool and die listings.

① No color code assigned.

‡ UL Listed for Aluminum only.

* Use PUADP-1 adaptor with U dies in Y46 Hypress™.

◆ For applications greater than 2000 Volts consult cable manufacturer for voltage stress relief instructions.

Note: All dimensions shown are for reference only.

Blue highlighted items are industry standard and most frequently ordered.

Compression Connections

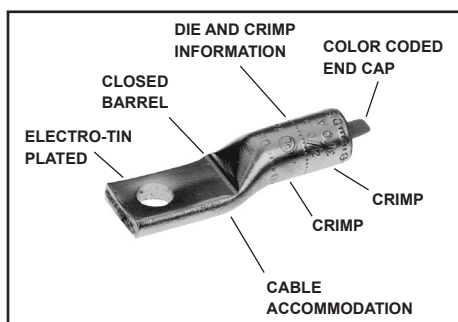
Aluminum Compression — Tin Plated — For Aluminum & Copper Conductors

BURNDY®

TYPES YA-A AND YA-A-TN

HYLUG™

UNINSULATED ALUMINUM COMPRESSION TERMINAL FOR ALUMINUM AND COPPER CONDUCTORS



UL Listed 90° C,
600 Volts to 35 kV ♦

1-HOLE DESIGN

Catalog Number	Code Conductor •	Stud Size	No. of Holes in Pad	Dimensions						Installation Tooling ▲					Wire Strip Length
				C	D	L	N	T	Z	Dieless (# of crimps)		Y35, Y39, Y750, Y46*	▲ Die Index		
										Mechanical Tooling	Hydraulic HYPRESS™			Die Number (# of crimps)	
YA2CA5	2AWG	1/4	1	0.50	0.75	2.25	0.33	0.22	0.42	MY29-3 (1) MRC840AL (1)	Y81KFT (2) Y81KFTMBH (2) Y644HSXT (1) PAT81KFT-18V (2)	U2CABT (1)	Pink	348	1-1/8"
YA2CA1		5/16	1	0.88	0.88	2.50	0.41	0.16	0.47			U1CART (1)	Gold	471	15/16"
YA2CA3		3/8	1	0.88	0.94	2.56	0.44	0.16	0.50			U25ART (1)	Tan	296	1-1/16"
YA1CA1	1 AWG	3/8	1	0.76	1.19	2.59	0.44	0.19	0.75	MY29-3 (2) MRC840AL (2)	Y81KFT (2) Y81KFTMBH (2) Y644HSXT (1) PAT81KFT-18V (2)	U27ART (1)	Ruby	467	1-1/2"
YA25A1	1/0	5/16	1	0.60	0.87	2.31	0.41	0.21	0.46			U26ART (2)	Olive	297	1-3/8"
YA25A3		3/8	1	0.82	1.18	2.67	0.63	0.21	0.55			U27ART (2)	Ruby	467	1-1/2"
YA25A9		1/2	1	1.03	1.34	2.83	0.63	0.17	0.71	U28ART (2)	White	298	1-5/8"		
YA26A6	2/0 AWG	3/8	1	0.67	1.89	2.79	0.44	0.24	0.74	MY29-3 (2) MRC840AL (2)	Y81KFT (2) Y81KFTMBH (2) Y644HSXT (1) PAT81KFT-18V (2)	U29ART (2)	Red	324	1-5/8"
YA26A1		1/2	1	1.03	1.36	3.03	0.63	0.20	0.73			U30ART (2)	Blue	470	1-3/4"
YA27A1	3/0 AWG	3/8	1	0.73	1.18	2.88	0.44	0.26	0.74	MY29-3 (2) MRC840AL (2)	Y81KFT (2) Y81KFTMBH (2) Y644HSXT (1) PAT81KFT-18V (2)	U31ART (2)	Brown	299	2-1/8"
YA27A3		1/2	1	1.04	1.37	3.27	0.63	0.26	0.74			U32ART (4)	Green	472	2-1/2"
YA28A1	4/0 AWG	3/8	1	1.17	1.18	3.26	0.44	0.30	0.74	—	Y644HSXT (1) Y81KFT (4) Y81KFTMBH (4) PAT81KFT-18V (4)	U33ART (4)	Pink	300	2-5/8"
YA28A3		1/2	1	1.17	1.36	3.44	0.63	0.30	0.73			U34ART (4)	Black	473	2-7/8"
YA29A1	250 kcmil	1/2	1	1.26	1.36	3.53	0.63	0.33	0.73	—	Y644HSXT (1) Y81KFT (3) Y81KFTMBH (3) PAT81KFT-18V (3)	U39ART-2 (4)	Yellow	936	2-7/8"
YA30A6	300 kcmil	3/8	1	1.38	1.37	3.90	0.63	0.36	0.74	—	Y644HSXT (2) Y644MBH (2) PAT644XT-18V (2)	U42ART (4)▲	Gray	303	3"
YA30A1		1/2	1	1.38	1.37	3.90	0.63	0.36	0.74			P44ART** (4)		474	
YA31A1	350 kcmil	1/2	1	1.52	1.37	4.33	0.63	0.39	0.74	—	Y644HSXT (1) Y81KFT (3) Y81KFTMBH (3) PAT81KFT-18V (3)	U42ART (4)▲	Gray	303	3"
YA32A1	400 kcmil	5/8	1	1.62	1.88	4.92	0.88	0.43	1.00	—	Y644HSXT (1) Y81KFT (4) Y81KFTMBH (4) PAT81KFT-18V (4)	U39ART-2 (4)		Yellow	
YA32A3		1/2	2	1.62	3.11	6.15	0.63	0.43	0.73			U42ART (4)▲	Gray	303	
YA34A1	500 kcmil	5/8	1	1.80	1.91	5.56	0.88	0.46	1.03	—	Y644HSXT (1) Y81KFT (4) Y81KFTMBH (4) PAT81KFT-18V (4)	U39ART-2 (4)		Yellow	936
YA36A1	600 kcmil	5/8	1	1.97	1.88	5.82	0.88	0.52	1.00	—	Y644HSXT (2) Y644MBH (2) PAT644XT-18V (2)	U42ART (4)▲	Gray	303	3"
YA39A1	700-750 kcmil	1/2	1	2.05	1.34	5.26	0.63	0.43	0.71	—	Y644HSXT (2) Y644MBH (2) PAT644XT-18V (2)	P44ART** (4)		474	
YA39A3	900 Compact AL*	5/8	1	2.05	1.88	5.80	0.88	0.43	1.00			—	Y644HSXT (2) Y644MBH (2) PAT644XT-18V (2)	U42ART (4)▲	Gray
YA42A1	900 kcmil AL	1/2	1	2.14	1.36	5.32	0.63	0.39	0.71	—	Y644HSXT (2) Y644MBH (2) PAT644XT-18V (2)	P44ART** (4)	474		
YA42A3	600 kcmil CU	5/8	1	2.14	1.36	5.32	0.63	0.39	1.00			—	Y644HSXT (2) Y644MBH (2) PAT644XT-18V (2)	U42ART (4)▲	Gray
YA44A1	1000 kcmil	5/8	1	2.50	1.89	6.50	0.88	0.66	1.01	—	Y644HSXT (2) Y644MBH (2) PAT644XT-18V (2)	P44ART** (4)	474		

• Contact BURNDY® for conductor, stud sizes and hole drillings not shown.
▲ See tooling section of this catalog for complete tool and die listings.

* Use PUADP-1 adaptor with U dies in Y46 HYPRESS™.
** P44ART for use with Y46 HYPRESS™ only. PUADP-1 adaptor not required.
+ Tested with Y644HSXT and PAT644 dieless tools only and not UL Listed with any tool on 900 Compact AL.

♦ For applications greater than 2000 Volts consult cable manufacturer for voltage stress relief instructions.
▲ U die for 900 AL only
Note: All dimensions shown are for reference only.

Blue highlighted items are industry standard and most frequently ordered.