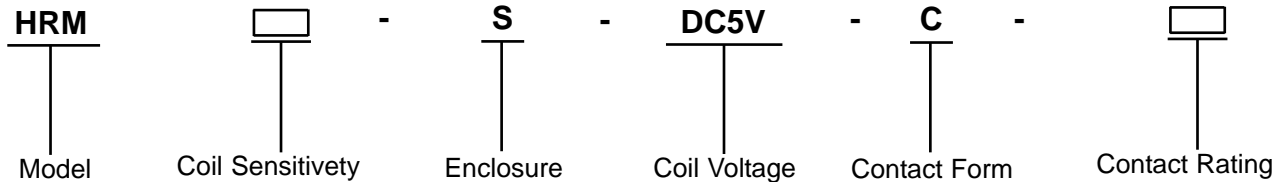




Features:

- Slim type with low height.
Dimension : 29 × 12.6 × 20.8 (mm).
- TV-5 Rating
- Creepage distance : 8 mm.
- Contact form : 1 form C.

Part Number Explanation:



Coil Sensitivity	: Blank - Standard (720mW).
Enclosure	: S-Plastic sealed type.
Coil Voltage	: DC5V, DC9V, DC12V and DC24V.
Contact Form	: C-1 Form C.
Contact Rating	: Blank - 10A 250V ac.

Specifications

Contact Data		
Contact Material		Ag Alloy
Contact Rating		Resistive : 10A 250V ac/30V dc TV Rating : TV-5 Inductive : 5A 240V ac (COSØ = 0.4) Resistive : 16A 250V ac (T)
Contact Resistance		Maximum 100mΩ (6V dc 1A)
Load	Maximum Switching Voltage	250V ac / 30V dc
	Maximum Switching Current	16A
	Maximum Switching Power	4,000VA, 480W
	Minimum Switching Load	5V dc, 100mA

Specifications

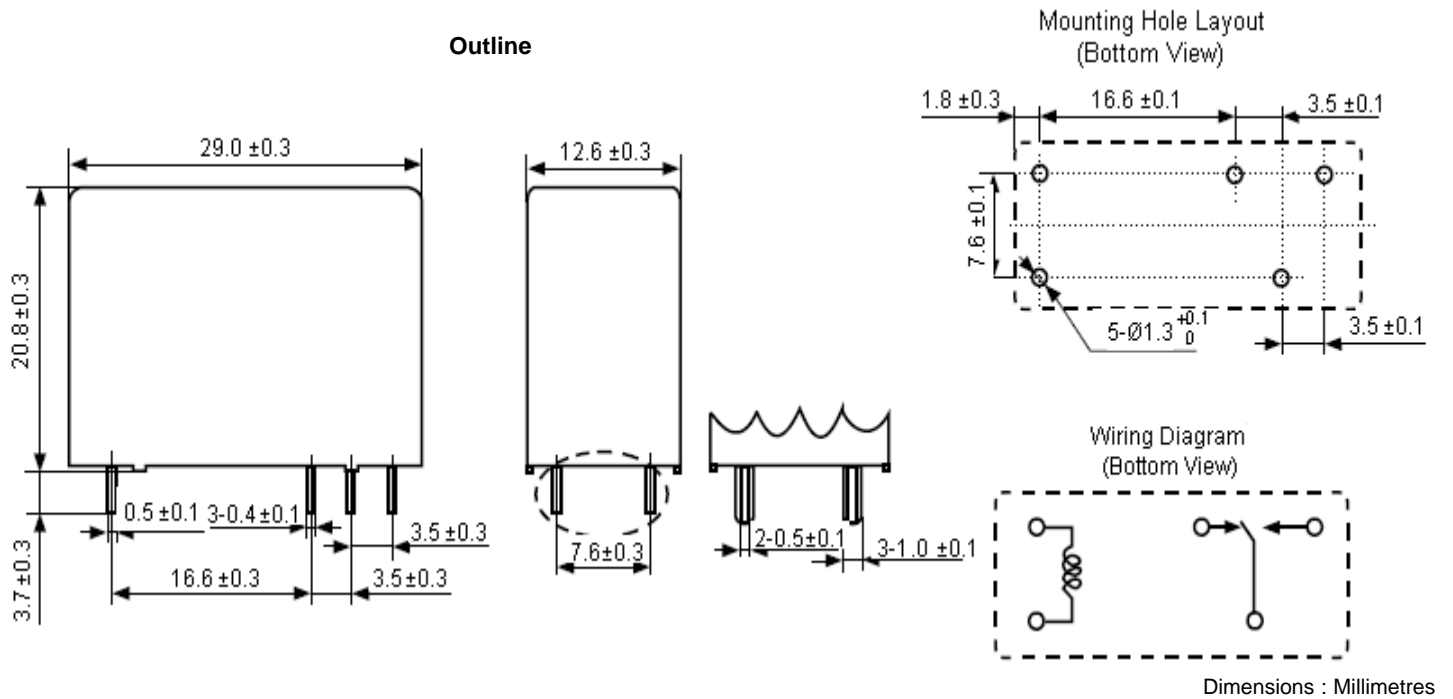
Contact Data		
Life	Electrical	100,000 Operations
		50,000 Operations (COSØ = 0.4 L/R = 7ms)
	Mechanical	10,000,000 Operations
Coil Data		
Nominal Coil Power		540mW, 720mW
General Data		
Insulation Resistance		Minimum 1,000MΩ 500V dc
Dielectric Strength	Between Open Contacts	1,000V ac, 1 Min
	Between Coil and Contacts	4,000V ac, 1 Min
Operate Time		Maximum 15ms
Release Time		Maximum 8ms
Operating Temperature		-30°C to +55°C (720mW)
		-30°C to +70°C (540mW)
Humidity		35 to 95% RH, +40°C
Shock Resistance	Endurance	1,000m/s ²
	Misoperation	100m/s ²
Vibration Resistance	Endurance	10 to 55Hz, 1.5mm Double Amplitude
	Misoperation	

Coil Data

Ambient Temperature: 23°C

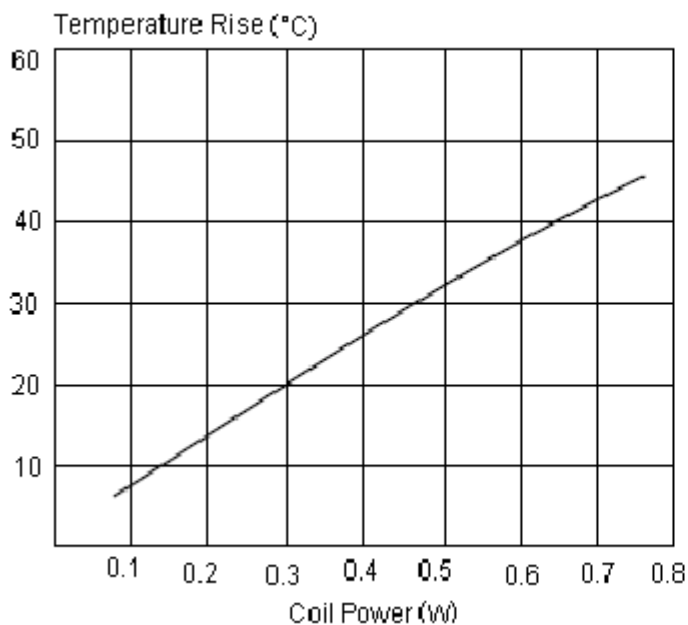
Nominal Voltage V dc	Coil Resistance Ω ±10%	Operate Voltage ≤ V dc	Release Voltage ≥ V dc	Coil Power mW	Part Number
5	35	3.75	0.5	720	HRM-S-DC5V-C
9	112.5	6.75	0.9		HRM-S-DC9V -C
12	200	9	1.2		HRM-S-DC12V-C
24	800	18	2.4		HRM-S-DC24V-C

Out Line, Wiring Diagram, Mounting Hole Layout (Unit : mm)

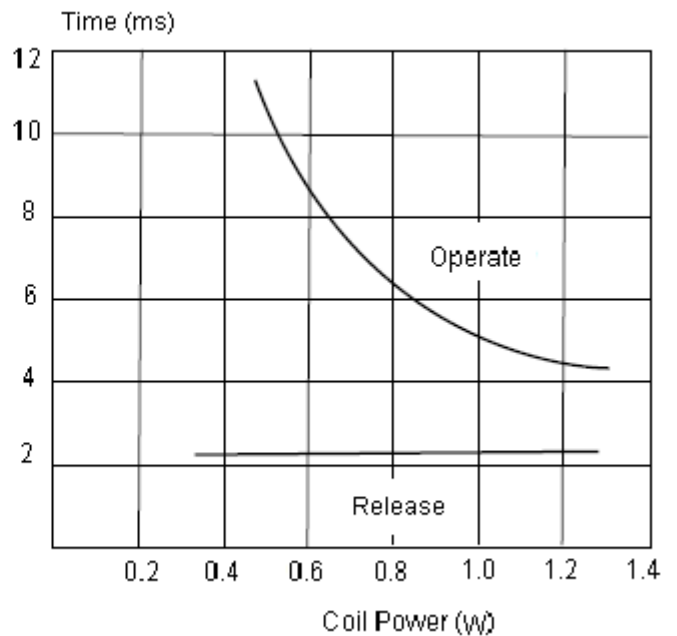


Characteristic Chart Data

Coil Temperature Rise

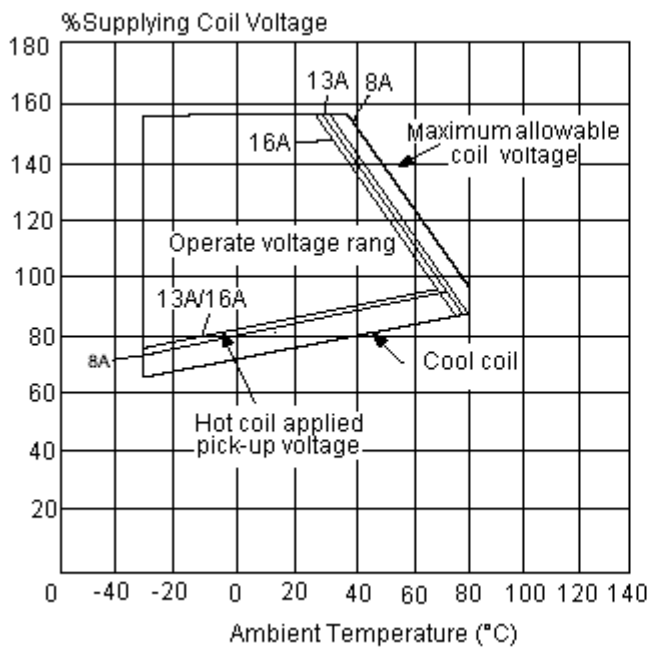


Timing

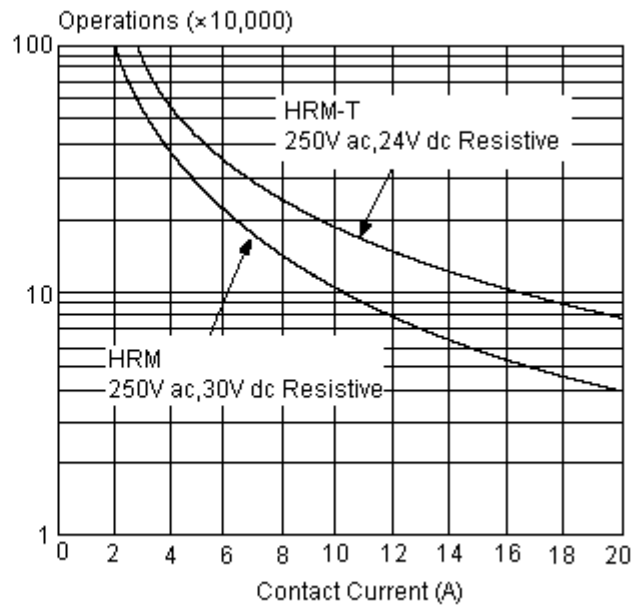


Characteristic Chart Data

Operate Range



Life Curves



Important Notice : This data sheet and its contents (the "Information") belong to the members of the Premier Farnell group of companies (the "Group") or are licensed to it. No licence is granted for the use of it other than for information purposes in connection with the products to which it relates. No licence of any intellectual property rights is granted. The Information is subject to change without notice and replaces all data sheets previously supplied. The Information supplied is believed to be accurate but the Group assumes no responsibility for its accuracy or completeness, any error in or omission from it or for any use made of it. Users of this data sheet should check for themselves the Information and the suitability of the products for their purpose and not make any assumptions based on information included or omitted. Liability for loss or damage resulting from any reliance on the Information or use of it (including liability resulting from negligence or where the Group was aware of the possibility of such loss or damage arising) is excluded. This will not operate to limit or restrict the Group's liability for death or personal injury resulting from its negligence. Multicomp is the registered trademark of the Group. © Premier Farnell plc 2011.