| PRODUCT NUMBER |
|---|
| SEE TABLE AND NOTES 1 & 2 ONSHEET 3 |

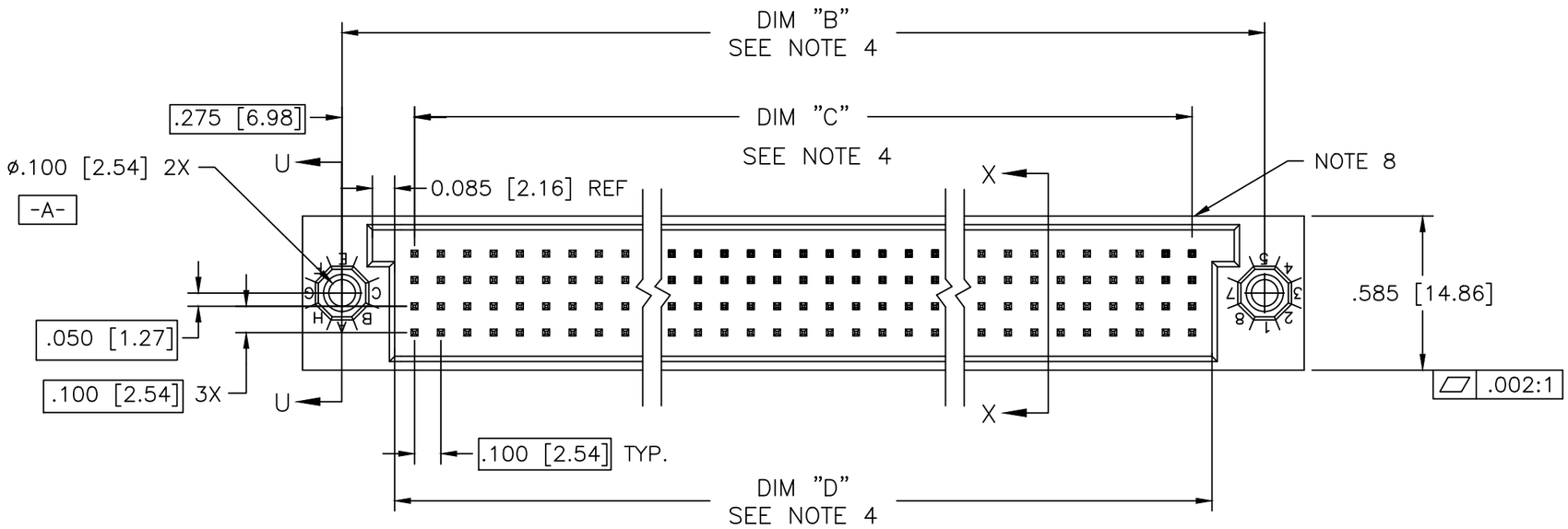


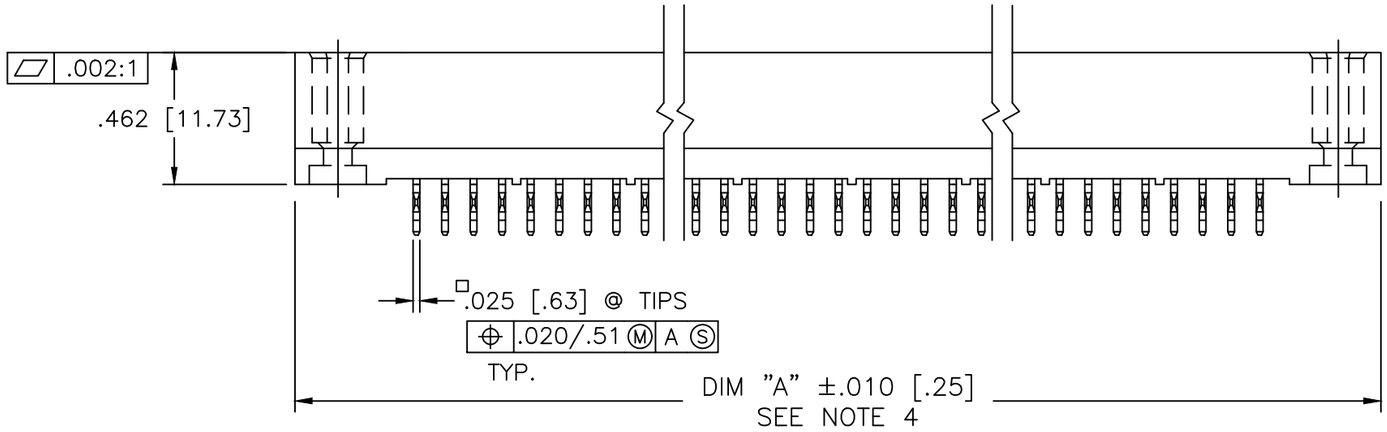


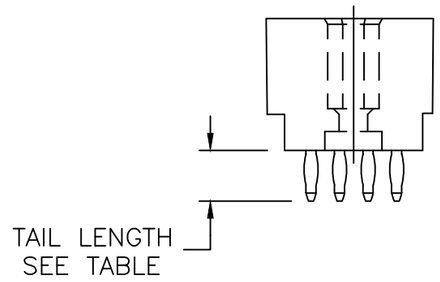


| mat'l. code | | | | surface | tolerance | projection | product family |
|---|---|---|---|---|---|---|---|
| SEE NOTE 3 | | | | ISO 1302 | ISO 406<br>ISO 1101 | | HPC |
| ltr | ecn no | dr | date | tolerances unless otherwise specified | | | title |
| S | I11-0094 | SAL | 2011-05-23 | angles | linear .XX±.01/.3 | INCH/MM | 4 ROW VERTICAL HEADER |
| T | ELX-I-13738 | MJA | 2012-12-21 | | .XXX±.005/.13 | | W/PRESS-FIT PINS, 0 G.P. |
| U | ELX-I-16877 | MJA | 2014-01-29 | 0°±2° | .XXXX±.0020/.051 | scale 1:1 | |
| – | – | – | – | dr | D.HORCHLER 2005-06-29 | | dwg no sheet 1 of 14 size |
| N | V05-0999 | DAI | 10/29/05 | engr | D.HORCHLER 2005-06-29 | | 50009 A3 |
| P | M06-0283 | MHT | 7/27/06 | chr | M JACOB 2014-01-29 | | |
| R | M06-0447 | AGS | 11/07/06 | appd | BIJU K PAUL 2014-01-29 | | type Product Customer Drawing |

| sheet index | revision | U | U | U | U | U | U | U | U | U | U | U | U | U | U | | | | | | |
|---|---|---|---|---|---|---|---|---|---|---|---|---|---|---|---|---|---|---|---|---|---|
| | sheet | 1 | 2 | 3 | 4 | 5 | 6 | 7 | 8 | 9 | 10 | 11 | 12 | 13 | 14 | | | | | | |

FCIconnect.com
Copyright FCI

| PRODUCT NO. |
|---|
| SEE TABLE |

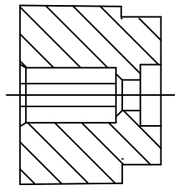

SECTION U–U

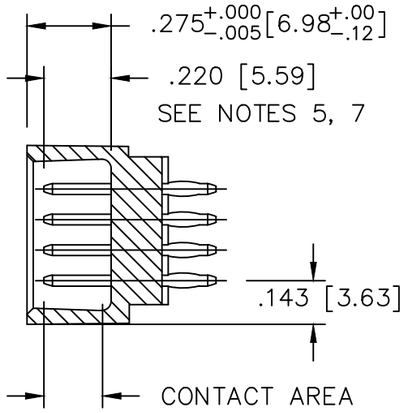


SECTION X–X

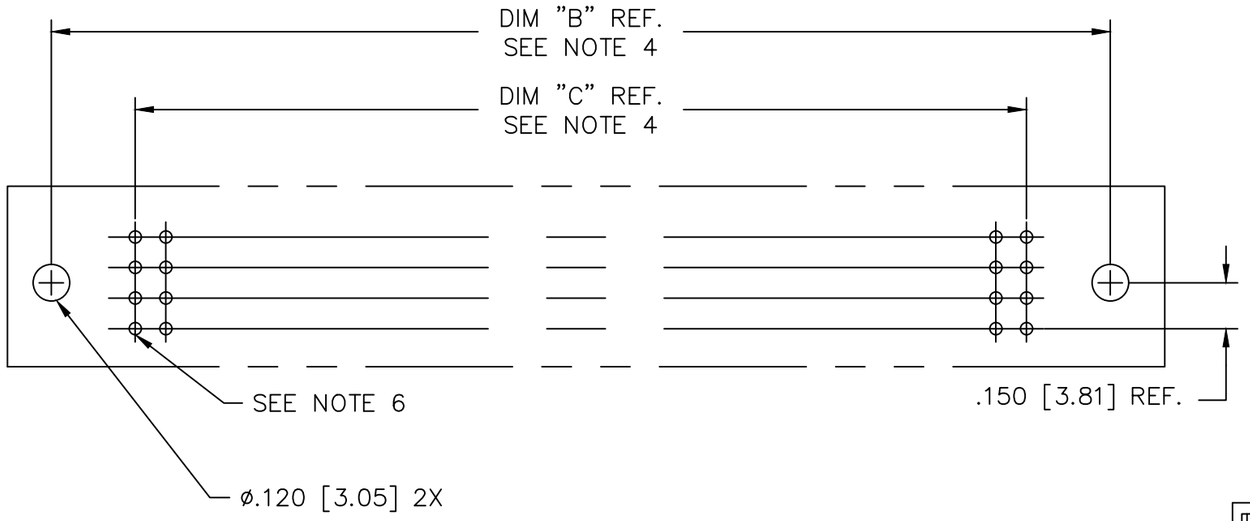


RECOMMENDED PCB LAYOUT
(ALL HOLES LOCATED ON .100/2.54 GRID
UNLESS OTHERWISE SPECIFIED)

| | | | | | | | |
|---|---|---|---|---|---|---|---|
| mat'l. code SEE NOTE 3 | | | | surface ISO 1302 | tolerance ISO 406 ISO 1101 | projection | product family HPC |
| ltr | ecn no | dr | date | tolerances unless otherwise specified | | | title |
| U | | | | angles | linear .XX±.01/.3 | INCH/MM | 4 ROW VERTICAL HEADER |
| | | | | | .XXX±.005/.13 | | W/PRESS–FIT PINS, 0 G.P. |
| | | | | 0°±2° | .XXXX±.0020/.051 | scale 1:1 | |
| | | | | dr | D.HORCHLER 2005-06-21 | | dwg no 50009 sheet 2 of 14 size A3 |
| | | | | engr | D.HORCHLER 2005-06-21 | | |
| | | | | chr | M JACOB 2014-01-29 | | |
| | | | | appd | BIJU K PAUL 2014-01-29 | | type Product Customer Drawing |
| sheet index | revision sheet | | | | | | |

FCIconnect.com
Copyright FCI

| PRODUCT NO. NOTE 11 | NUMBER OF POSITIONS | TAIL LENGTH ±.015/.38 | CONTACT PLATING | |
|---|---|---|---|---|
| 50009–1YYYA | YYY | .177/4.50 | 30µ"/.76µ Au | |
| 50009–1YYYC | YYY | .533/13.54 | 30µ"/.76µ Au | |
| 50009–1YYYD | YYY | .733/18.62 | 30µ"/.76µ Au | |
| 50009–1YYYG | YYY | .250/6.35 | 30µ"/.76µ Au | |
| 50009–1YYYL | YYY | .188/4.78 | 30µ"/.76µ Au | |
| 50009–1YYYP | YYY | .470/11.94 | 30µ"/.76µ Au | |
| 50009–1YYYR | YYY | .250/6.35 | 30µ"/.76µ Au | |
| 50009–3YYYA | YYY | .177/4.50 | 50µ"/1.27µ Au | |
| 50009–3YYYC | YYY | .533/13.54 | 50µ"/1.27µ Au | |
| 50009–3YYYD | YYY | .733/18.62 | 50µ"/1.27µ Au | |
| 50009–3YYYG | YYY | .250/6.35 | 50µ"/1.27µ Au | |
| 50009–3YYYL | YYY | .188/4.78 | 50µ"/1.27µ Au | |
| 50009–3YYYP | YYY | .470/11.94 | 50µ"/1.27µ Au | |
| 50009–3YYYR | YYY | .250/6.35 | 50µ"/1.27µ Au | |
| 50009–5YYYA | YYY | .177/4.50 | 30µ"/.76µ GXT | |
| 50009–5YYYC | YYY | .533/13.54 | 30µ"/.76µ GXT | |
| 50009–5YYYD | YYY | .733/18.62 | 30µ"/.76µ GXT | |
| 50009–5YYYG | YYY | .250/6.35 | 30µ"/.76µ GXT | |
| 50009–5YYYL | YYY | .188/4.78 | 30µ"/.76µ GXT | |
| 50009–5YYYP | YYY | .470/11.94 | 30µ"/.76µ GXT | |
| 50009–5YYYR | YYY | .250/6.35 | 30µ"/.76µ GXT | |
| 50009–XX005 | 100 | .177/4.50 | 50µ"/1.27µ Au | SHT 4 |
| 50009–XX034 | 300 | .533/13.54 | 30µ"/.76µ GXT | SHT 5 |
| 50009–XX067 | 100 | .177/4.50 | 50µ"/1.27µ Au | SHT 6 |
| 50009–XX076 | 200 | .177/4.50 | 30µ"/.76µ Au | SHT 7 |
| 50009–XX124 | 140 | .603/15.32 | 50µ"/1.27µ Au | SHT 8 |
| 50009–XX187 | 400 | SEE SHT 9 | 30µ"/.76µ Au | SHT 9 |
| 50009–XX188 | 320 | SEE SHT 10 | 50µ"/1.27µ GXT | SHT 10 |
| 50009–XX189 | 320 | SEE SHT 11 | 50µ"/1.27µ GXT | SHT 11 |
| 50009–8YYYG | YYY | .250/6.35 | 30µ"/.76µ Au | SEE ALSO NOTE 12 |
| 50009–XX190 | 220 | SEE SHT 12 | 30µ"/.76µ GXT | SHT 12 |
| 50009–XX191 | 140 | SEE SHT 13 | 30µ"/.76µ GXT | SHT 13 |
| 50009–XX192 | 140 | SEE SHT 14 | 30µ"/.76µ GXT | SHT 14 |

NOTES:

1. PRODUCT NUMBERING CODE:
   50009 – X YYY Z LF
   - LF: LEAD FREE OPTION
   - Z: TAIL LENGTH, SEE TABLE
   - YYY: NO. OF POSITIONS SEE NOTE 2
   - X: PLATING IN CONTACT AREA SEE TABLE
   - 50009: BASE NUMBER

   PRODUCT NUMBERING CODE FOR SELECT LOAD PART NUMBERS:
   50009 – XXYYY LF
   - LF: LEAD FREE OPTION
   - YYY: SEQUENCE NUMBER
   - XX: ALWAYS 'XX'
   - 50009: BASE NUMBER
2. THIS PRODUCT IS CONFIGURED IN SIZES OF 6 thru 100 COLUMNS IN INCREMENTS OF ONE.
   i.e.: 6,7,8,9,.....99,100.
3. HOUSING MATERIAL: GLASS AND MINERAL FILLED HIGH TEMP. THERMOPLASTIC. FLAME RETARDANT PER UL94V–0. COLOR: BLACK.
   PIN MATERIAL: PHOS BRONZE
4. LENGTH CALCULATIONS:
   DIMENSION "A" = .100/2.54 x NO. OF COLUMNS + .75/19.1
   DIMENSION "B" = .100/2.54 x NO. OF COLUMNS + .450/11.43,
   DIMENSION "C" = .100/2.54 x NO. OF COLUMNS – .100/2.54
   DIMENSION "D" = .100/2.54 x NO. OF COLUMNS + .050/1.27
5. REFERENCE 50807 FOR F.M.L.B. AVAILABLE OPTIONS. SEE SHEETS 4–9. AND WORKSHEET.
6. ø.0453/1.151 DRILLED HOLE PLATED WITH .0003/.007 MIN. SnPb OVER .001/.03 to .003/.08 Cu. PLATING TO ACHIEVE A ø.040±.003/1.02±.08 HOLE.
7. TO ASSURE PROPER INSTALLATION: TOOLING, AS SPECIFIED IN INSTRUCTION MANUAL 155915–001 MUST BE USED. PIN MATING LENGTH WILL BE ±.002/.05 AFTER INSTALLATION.
8. COMPANY NAME, PART NUMBER AND LOT CODE TO APPEAR ON THIS SURFACE PER BUS–12–108.
9. PRODUCT WITH "LF" SUFFIX MEETS EUROPEAN UNION DIRECTIVES AND OTHER COUNTRY REGULATIONS AS DESCRIBED IN GS–22–008.
10. THIS PRODUCT IS NOT INTENDED TO BE EXPOSED TO A MANUFACTURING SOLDER PROCESS. HOWEVER, THE HOUSING MATERIAL WILL WITHSTAND HEAT UP TO THE 260° C.
11. ADD LF SUFFIX AT THE END OF PART NUMBER FOR LEAD FREE OPTION.
12. TERMINAL PORTION OF THE CONNECTOR TO BE LUBED BEFORE PACKING.

| | | | |
|---|---|---|---|
| mat'l. code: SEE NOTE 3 | surface: ISO 1302 | tolerance: ISO 406, ISO 1101 | projection |
| ltr: U; ecn no; dr; date | tolerances unless otherwise specified | | INCH/MM |
| angles: 0°±2° | linear: .XX±.01/.3; .XXX±.005/.13; .XXXX±.0020/.051 | | scale 1:1 |
| dr: D.HORCHLER 2005–06–29 | | | |
| engr: D.HORCHLER 2005–06–29 | | | |
| chr: M JACOB 2014–01–29 | | | |
| appd: BIJU K PAUL 2014–01–29 | | | |
| sheet index; revision sheet | | | |

product family: HPC

title: 4 ROW VERTICAL HEADER W/PRESS–FIT PINS, 0 G.P.

dwg no: 50009 — sheet 3 of 14 — size: A3

type: Product Customer Drawing

Copyright FCI

FCIconnect.com

form: A3

| PRODUCT NO. | ITEM KEY | SIGNAL DATA | | | |
|---|---|---|---|---|---|
| | | SIZE 4 x 25 | TOTAL NO. OF POSITIONS –100 | NO. OF POSITIONS LOADED – 100 | |
| | | | | PRESS FIT STYLE | |
| | | PLATING | QTY. | MATING LENGTH | TAIL LENGTH |
| 50009–XX005 | A | SEE SHEET 3 | 98 | .220 / 5.59 | .177 / 4.50 |
| | B | SEE SHEET 3 | 2 | .260 / 6.60 | .177 / 4.50 |
| 50009–XX005LF | A | SEE SHEET 3 | 98 | .220 / 5.59 | .177 / 4.50 |
| | B | SEE SHEET 3 | 2 | .260 / 6.60 | .177 / 4.50 |

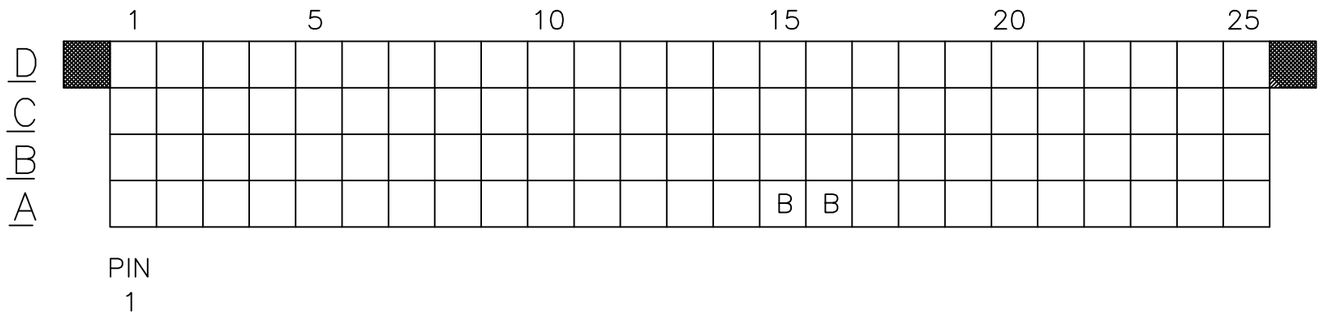


1. ALL POSITIONS ARE LOADED WITH "A", EXCEPT AS SHOWN.
2. COLUMN 1, ROW A IS DESIGNATED AS SIGNAL PIN 1, AS VIEWED FROM THE MATING FACE.

| | | | | | |
|---|---|---|---|---|---|
| mat'l. code SEE NOTE 3 | surface ISO 1302 | tolerance ISO 406 ISO 1101 | projection | product family HPC | |
| ltr ecn no dr date | tolerances unless otherwise specified | | | title | |
| U | angles | linear .XX±.01/.3 | INCH/MM | 4 ROW VERTICAL HEADER W/PRESS–FIT PINS, 0 G.P. | |
| | | .XXX±.005/.13 | | | |
| | 0°±2° | .XXXX±.0020/.051 | scale 1:1 | | |
| | dr | D.HORCHLER 2005–06–29 | | dwg no | sheet 4 of 14 size |
| | engr | D.HORCHLER 2005–06–29 | | 50009 | A3 |
| | chr | M JACOB 2014–01–29 | | | |
| | appd | BIJU K PAUL 2014–01–29 | | type Product Customer Drawing | |
| sheet index / revision sheet | | | | | |

form: A3



FCIconnect.com
Copyright FCI

| PRODUCT NO. | ITEM KEY | SIGNAL DATA | | | |
|---|---|---|---|---|---|
| | | SIZE 4 x 75 | TOTAL NO. OF POSITIONS –300 | NO. OF POSITIONS LOADED – 300 | |
| | | PLATING | QTY. | PRESS FIT STYLE | |
| | | | | MATING LENGTH | TAIL LENGTH |
| 50009–XX034 | A | SEE SHEET 3 | 260 | .180 / 4.57 | .533 / 13.54 |
| | B | SEE SHEET 3 | 40 | .220 / 5.59 | .533 / 13.54 |
| 50009–XX034LF | A | SEE SHEET 3 | 260 | .180 / 4.57 | .533 / 13.54 |
| | B | SEE SHEET 3 | 40 | .220 / 5.59 | .533 / 13.54 |

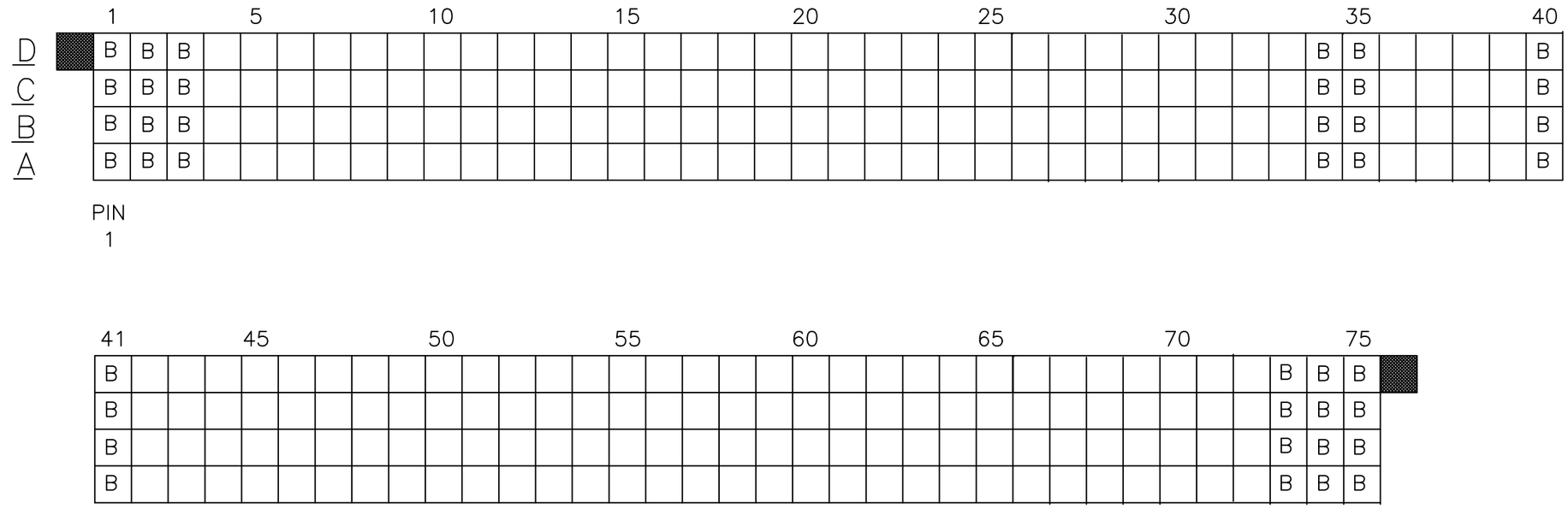


1. ALL POSITIONS ARE LOADED WITH "A", EXCEPT AS SHOWN.
2. COLUMN 1, ROW A IS DESIGNATED AS SIGNAL PIN 1, AS VIEWED FROM THE MATING FACE.

| | | | | | | | |
|---|---|---|---|---|---|---|---|
| mat'l. code SEE NOTE 3 | | | | surface ISO 1302 | tolerance ISO 406 ISO 1101 | projection | product family HPC |
| ltr | ecn no | dr | date | tolerances unless otherwise specified | | | title |
| U | | | | angles | linear .XX±.01/.3 | INCH/MM | 4 ROW VERTICAL HEADER W/PRESS–FIT PINS, 0 G.P. |
| | | | | 0°±2° | .XXX±.005/.13 .XXXX±.0020/.051 | scale 1:1 | |
| | | | | dr | D.HORCHLER 2005–06–29 | | dwg no 50009 sheet 5 of 14 size A3 |
| | | | | engr | D.HORCHLER 2005–06–29 | | |
| | | | | chr | M JACOB 2014–01–29 | | |
| | | | | appd | BIJU K PAUL 2014–01–29 | | type Product Customer Drawing |
| sheet index | revision sheet | | | | | | |

FCIconnect.com
Copyright FCI
form: A3

| PRODUCT NO. | ITEM KEY | SIGNAL DATA | | |
|---|---|---|---|---|
| | | SIZE 4 x 25 | TOTAL NO. OF POSITIONS –100 | NO. OF POSITIONS LOADED – 100 |
| | | CONTACT PLATING | QTY. | MATING LENGTH |
| 50009–XX067 | A | SEE SHEET 3 | 98 | .200 / 5.08 |
| | B | SEE SHEET 3 | 2 | .240 / 6.10 |
| 50009–XX067LF | A | SEE SHEET 3 | 98 | .200 / 5.08 |
| | B | SEE SHEET 3 | 2 | .240 / 6.10 |

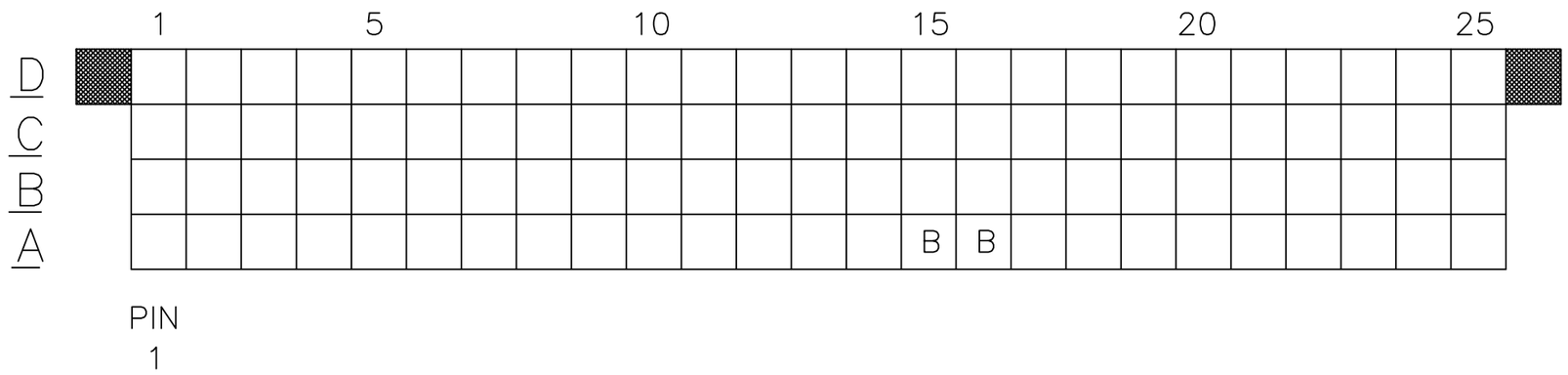


1. ALL POSITIONS ARE LOADED WITH "A", EXCEPT AS SHOWN.
2. COLUMN 1, ROW A IS DESIGNATED AS SIGNAL PIN 1, AS VIEWED FROM THE MATING FACE.

| | | | | | |
|---|---|---|---|---|---|
| mat'l. code SEE NOTE 3 | | | | surface ISO 1302 | tolerance ISO 406 ISO 1101 |
| ltr | ecn no | dr | date | tolerances unless otherwise specified | |
| U | | | | angles 0°±2° | linear .XX±.01/.3 .XXX±.005/.13 .XXXX±.0020/.051 |
| dr | D.HORCHLER | 2005–06–29 | | | |
| engr | D.HORCHLER | 2005–06–29 | | | |
| chr | M JACOB | 2014–01–29 | | | |
| appd | BIJU K PAUL | 2014–01–29 | | | |
| sheet index | revision sheet | | | | |

projection

INCH/MM

scale 1:1

product family: HPC

title: 4 ROW VERTICAL HEADER W/PRESS–FIT PINS, 0 G.P.

dwg no: 50009 — sheet 6 of 14 — size A3

type: Product Customer Drawing

FCIconnect.com
Copyright FCI

| PRODUCT NO. | ITEM KEY | SIGNAL DATA | | | | |
|---|---|---|---|---|---|---|
| | | SIZE 4 x 50 | TOTAL NO. OF POSITIONS – 200 | | NO. OF POSITIONS LOADED – 200 | |
| | | PIN PLATING | QTY. | MATING LENGTH | TAIL LENGTH | TOTAL PIN LENGTH |
| 50009–XX076 | A | SEE SHEET 3 | 130 | .230 / 5.84 | .177 / 4.50 | .595 / 15.11 |
| | B | SEE SHEET 3 | 68 | .270 / 6.86 | .177 / 4.50 | .634 / 16.10 |
| | C | SEE SHEET 3 | 2 | .190 / 4.83 | .177 / 4.50 | .555 / 14.10 |
| 50009–XX076LF | A | SEE SHEET 3 | 130 | .230 / 5.84 | .177 / 4.50 | .595 / 15.11 |
| | B | SEE SHEET 3 | 68 | .270 / 6.86 | .177 / 4.50 | .634 / 16.10 |
| | C | SEE SHEET 3 | 2 | .190 / 4.83 | .177 / 4.50 | .555 / 14.10 |

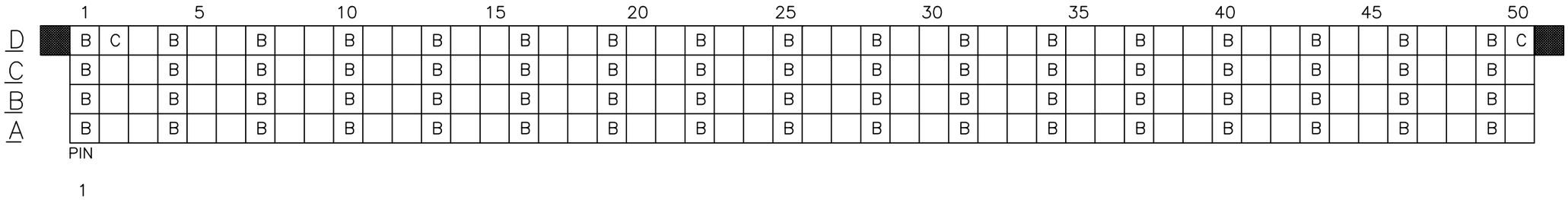


1. ALL POSITIONS ARE LOADED WITH "A", EXCEPT AS SHOWN.
2. COLUMN 1, ROW A IS DESIGNATED AS SIGNAL PIN 1, AS VIEWED FROM THE MATING FACE.

| | | | |
|---|---|---|---|
| mat'l. code SEE NOTE 3 | surface ISO 1302 | tolerance ISO 406 ISO 1101 | projection |
| ltr ecn no dr date | tolerances unless otherwise specified | | |
| U | angles 0°±2° | linear .XX±.01/.3 .XXX±.005/.13 .XXXX±.0020/.051 | INCH/MM |
| | | | scale 1:1 |
| | dr D.HORCHLER 2005-06-29 | | |
| | engr D.HORCHLER 2005-06-29 | | |
| | chr M JACOB 2014-01-29 | | |
| | appd BIJU K PAUL 2014-01-29 | | |
| sheet index / revision sheet | | | |

product family: HPC

title: 4 ROW VERTICAL HEADER W/PRESS-FIT PINS, 0 G.P.

dwg no: 50009 — sheet 7 of 14 — size A3

type: Product Customer Drawing

FCIconnect.com
Copyright FCI

| PRODUCT NO. | SIGNAL DATA | | | | |
|---|---|---|---|---|---|
| | SIZE 4 x 35 | TOTAL NO. OF POSITIONS –140 | | NO OF POSITIONS LOADED – 140 | |
| | ITEM KEY | PINS: PLATING: | QUANTITY | MATING LENGTH | TAIL LENGTH |
| 50009–XX124 | A | SEE SHEET 3 | 140 | .220 / 5.59 | .603 / 15.32 |
| 50009–XX124LF | A | SEE SHEET 3 | 140 | .220 / 5.59 | .603 / 15.32 |

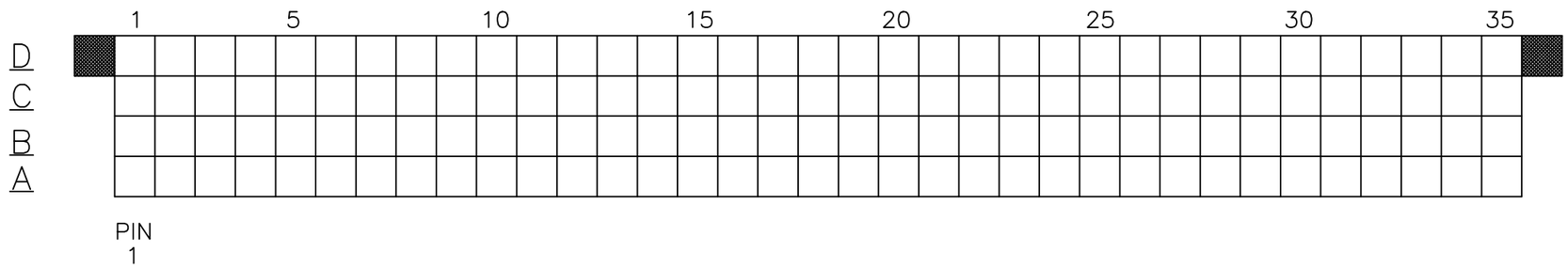


1. ALL POSITIONS ARE LOADED WITH "A".
2. COLUMN 1 ROW A IS DESIGNATED AS SIGNAL PIN 1, AS VIEWED FROM THE MATING FACE.

| | | | | | | | |
|---|---|---|---|---|---|---|---|
| mat'l. code SEE NOTE 3 | | | | surface ISO 1302 | tolerance ISO 406 ISO 1101 | projection | product family HPC |
| ltr | ecn no | dr | date | tolerances unless otherwise specified | | | title |
| U | | | | angles | linear .XX±.01/.3 | INCH/MM | 4 ROW VERTICAL HEADER W/PRESS–FIT PINS, 0 G.P. |
| | | | | | .XXX±.005/.13 | | |
| | | | | 0°±2° | .XXXX±.0020/.051 | scale 1:1 | |
| | | | | dr | D.HORCHLER 2005–06–29 | | dwg no 50009 sheet 8 of 14 size A3 |
| | | | | engr | D.HORCHLER 2005–06–29 | | |
| | | | | chr | M JACOB 2014–01–29 | | |
| | | | | appd | BIJU K PAUL 2014–01–29 | | type Product Customer Drawing |
| sheet index | revision sheet | | | | | | |

FCIconnect.com
Copyright FCI

| PRODUCT NUMBER | ITEM KEY | SIGNAL DATA | | | |
|---|---|---|---|---|---|
| | | SIZE 4 x 50 | TOTAL NO. OF POSITIONS –200 | NO. OF POSITIONS LOADED – 200 | |
| | | | | PRESS FIT STYLE | |
| | | PIN PLATING | QTY. | MATING LENGTH | TAIL LENGTH |
| 50009–XX187 | A | SEE SHEET 3 | 85 | .220 / 5.59 | .561 / 14.25 |
| | B | SEE SHEET 3 | 1 | .180 / 4.57 | .521 / 13.23 |
| | C | SEE SHEET 3 | 8 | .260 / 6.60 | .601 / 15.27 |
| | D | SEE SHEET 3 | 106 | .220 / 5.59 | .177 / 4.50 |
| 50009–XX187LF | A | SEE SHEET 3 | 85 | .220 / 5.59 | .561 / 14.25 |
| | B | SEE SHEET 3 | 1 | .180 / 4.57 | .521 / 13.23 |
| | C | SEE SHEET 3 | 8 | .260 / 6.60 | .601 / 15.27 |
| | D | SEE SHEET 3 | 106 | .220 / 5.59 | .177 / 4.50 |

| | 1 | | | | 5 | | | | 10 | | | | | 15 | | | 20 | | | | | | 25 | | |
|---|---|---|---|---|---|---|---|---|---|---|---|---|---|---|---|---|---|---|---|---|---|---|---|---|---|
| D | A | A | | | A | | | | A | | | | | A | | | A | | | A | | | A | | |
| C | A | A | | | | C | A | | | A | A | A | B | | | A | | | A | | | A | | | A |
| B | A | A | | | C | | | A | A | | | A | | | A | | | A | | | A | | | C | |
| A | A | A | | | A | | | A | | | A | | | A | | | A | | | A | | | A | | |

PIN 1

| 26 | | | 30 | | | 35 | | | 40 | | | 45 | | | | | | | | | 50 | | |
|---|---|---|---|---|---|---|---|---|---|---|---|---|---|---|---|---|---|---|---|---|---|---|---|
| A | | | A | | | A | | | A | | | A | | | A | A | A | A | A | A | A | | | A |
| | | A | | | A | | | A | | | A | | | A | A | A | A | A | A | | | C | C | C |
| | A | | | A | | | A | | | A | | | A | A | A | A | A | A | A | A | A | A | C | C |
| A | | | A | | | A | | | A | | | A | A | A | A | A | A | A | A | A | | | | |

1. ALL POSITIONS ARE LOADED WITH "D" EXCEPT AS SHOWN.
2. COLUMN 1, ROW A IS DESIGNATED AS SIGNAL PIN 1, AS VIEWED FROM THE MATING FACE.

| | | | |
|---|---|---|---|
| mat'l. code SEE NOTE 3 | surface ISO 1302 | tolerance ISO 406 ISO 1101 | projection |
| ltr / ecn no / dr / date | tolerances unless otherwise specified | | |
| U | angles 0°±2° | linear .XX±.01/.3 .XXX±.005/.13 .XXXX±.0020/.051 | INCH/MM |
| | | | scale 1:1 |
| | dr D.HORCHLER 2005–06–29 | | |
| | engr D.HORCHLER 2005–06–29 | | |
| | chr M JACOB 2014–01–29 | | |
| | appd BIJU K PAUL 2014–01–29 | | |
| sheet index / revision sheet | | | |

product family: HPC

title: 4 ROW VERTICAL HEADER W/PRESS–FIT PINS, 0 G.P.

dwg no: 50009 — sheet 9 of 14 — size A3

type: Product Customer Drawing

FCIconnect.com
Copyright FCI

| PRODUCT NUMBER | ITEM KEY | SIGNAL DATA | | | |
|---|---|---|---|---|---|
| | | SIZE 4 x 80 | TOTAL NO. OF | POSITIONS –320 | NO. OF POSITIONS LOADED – 320 |
| | | | | PRESS FIT STYLE | |
| | | PIN PLATING | QTY. | MATING LENGTH | TAIL LENGTH |
| 50009–XX188 | A | SEE SHEET 3 | 304 | .210 / 5.33 | .533 / 13.54 |
| | B | SEE SHEET 3 | 16 | .244 / 6.20 | .533 / 13.54 |
| 50009–XX188LF | A | SEE SHEET 3 | 304 | .210 / 5.33 | .533 / 13.54 |
| | B | SEE SHEET 3 | 16 | .244 / 6.20 | .533 / 13.54 |

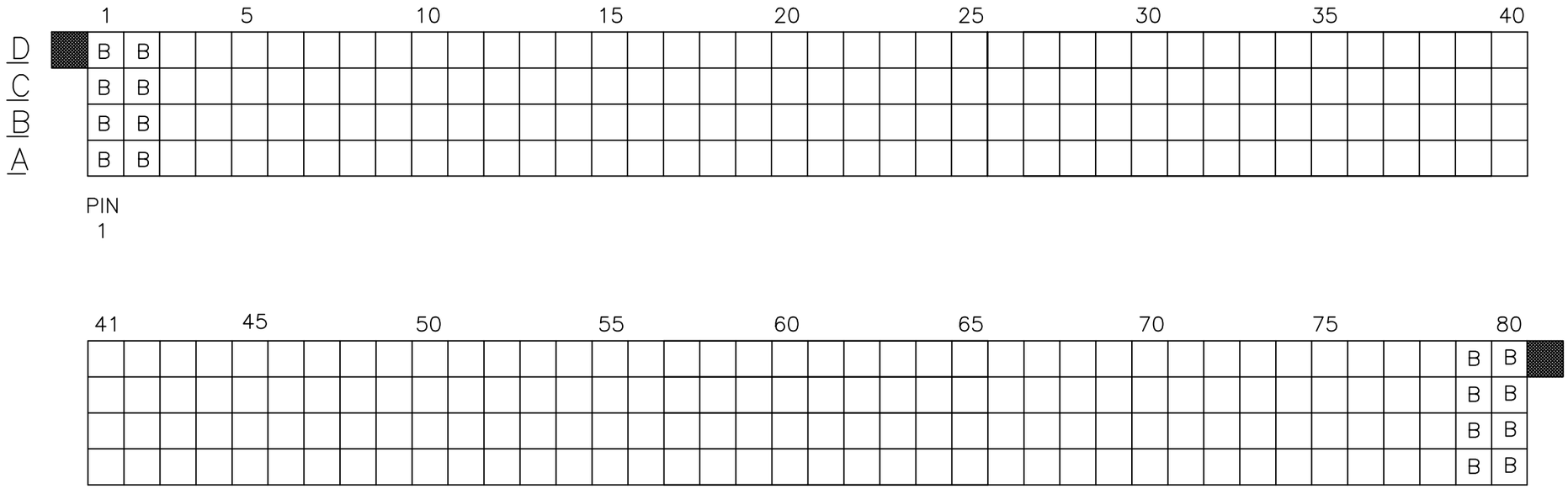


1. ALL POSITIONS ARE LOADED WITH "A" EXCEPT AS SHOWN.
2. COLUMN 1, ROW A IS DESIGNATED AS SIGNAL PIN 1, AS VIEWED FROM THE MATING FACE.

| | | | | | | |
|---|---|---|---|---|---|---|
| mat'l. code SEE NOTE 3 | surface ISO 1302 | tolerance ISO 406 ISO 1101 | projection | product family HPC | | |
| ltr / ecn no / dr / date | tolerances unless otherwise specified | | | title | | |
| U | angles 0°±2° | linear .XX±.01/.3 .XXX±.005/.13 .XXXX±.0020/.051 | INCH/MM | 4 ROW VERTICAL HEADER W/PRESS–FIT PINS, 0 G.P. | | |
| | | | scale 1:1 | | | |
| | dr | D.HORCHLER | 2005–06–29 | dwg no 50009 | sheet 10 of 14 | size A3 |
| | engr | D.HORCHLER | 2005–06–29 | | | |
| | chr | M JACOB | 2014–01–29 | | | |
| | appd | BIJU K PAUL | 2014–01–29 | type Product Customer Drawing | | |
| sheet index / revision sheet | | | | | | |

FCIconnect.com
Copyright FCI

| PRODUCT NUMBER | ITEM KEY | SIGNAL DATA | | | |
|---|---|---|---|---|---|
| | | SIZE 4 x 80 | TOTAL NO. OF POSITIONS –320 | NO. OF POSITIONS LOADED – 320 | |
| | | | | PRESS FIT STYLE | |
| | | PIN PLATING | QTY. | MATING LENGTH | TAIL LENGTH |
| 50009–XX189 | A | SEE SHEET 3 | 304 | .210 / 5.33 | .660 / 16.76 |
| | B | SEE SHEET 3 | 16 | .245 / 6.22 | .660 / 16.76 |
| 50009–XX189LF | A | SEE SHEET 3 | 304 | .210 / 5.33 | .660 / 16.76 |
| | B | SEE SHEET 3 | 16 | .245 / 6.22 | .660 / 16.76 |

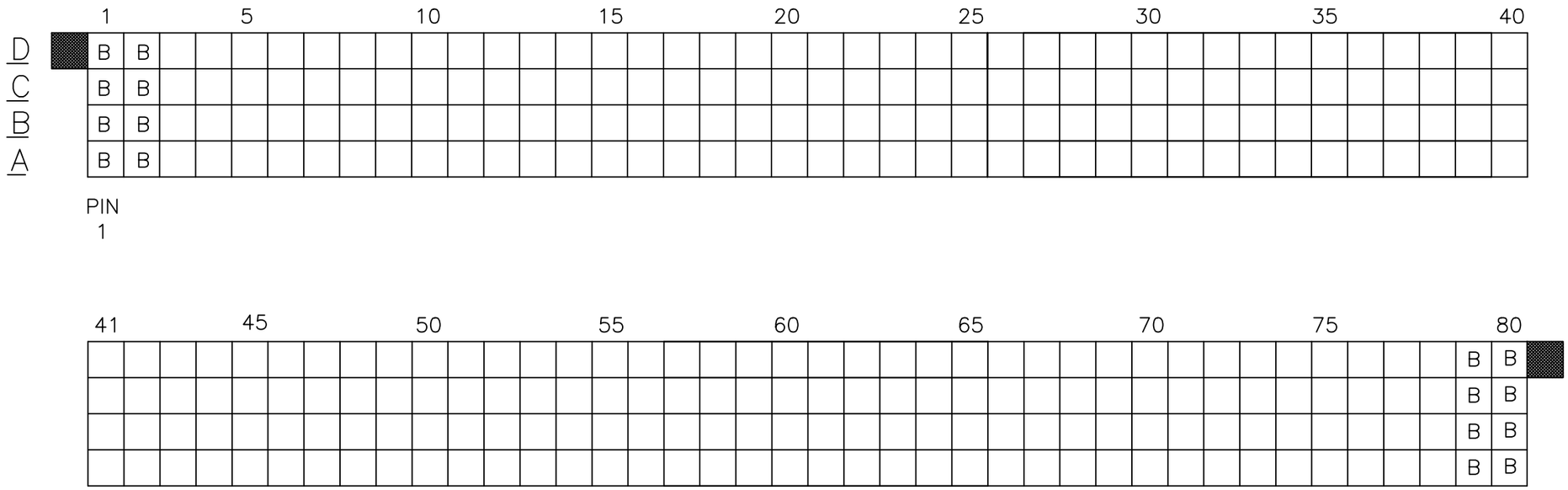


1. ALL POSITIONS ARE LOADED WITH "A" EXCEPT AS SHOWN.
2. COLUMN 1, ROW A IS DESIGNATED AS SIGNAL PIN 1, AS VIEWED FROM THE MATING FACE.

| | | | | | | |
|---|---|---|---|---|---|---|
| mat'l. code SEE NOTE 3 | surface ISO 1302 | tolerance ISO 406 ISO 1101 | projection | product family HPC | | |
| ltr ecn no dr date | tolerances unless otherwise specified | | | title 4 ROW VERTICAL HEADER W/PRESS–FIT PINS, 0 G.P. | | |
| U | angles 0°±2° | linear .XX±.01/.3 .XXX±.005/.13 .XXXX±.0020/.051 | INCH/MM scale 1:1 | | | |
| | dr D.HORCHLER 2005–06–29 | | | dwg no 50009 | sheet 11 of 14 | size A3 |
| | engr D.HORCHLER 2005–06–29 | | | | | |
| | chr M JACOB 2014–01–29 | | | | | |
| | appd BIJU K PAUL 2014–01–29 | | | type Product Customer Drawing | | |
| sheet index | revision sheet | | | | | |

FCIconnect.com
Copyright FCI

| PRODUCT NO. | SIGNAL DATA | | | | |
|---|---|---|---|---|---|
| | SIZE 4 x 55 | TOTAL NO. OF POSITIONS –220 | | NO OF POSITIONS LOADED – 220 | |
| | ITEM KEY | PINS: PLATING: | QUANTITY | MATING LENGTH | TAIL LENGTH |
| 50009–XX190 | A | SEE SHEET 3 | 220 | .220 / 5.59 | .250 / 6.35 |
| 50009–XX190LF | A | SEE SHEET 3 | 220 | .220 / 5.59 | .250 / 6.35 |

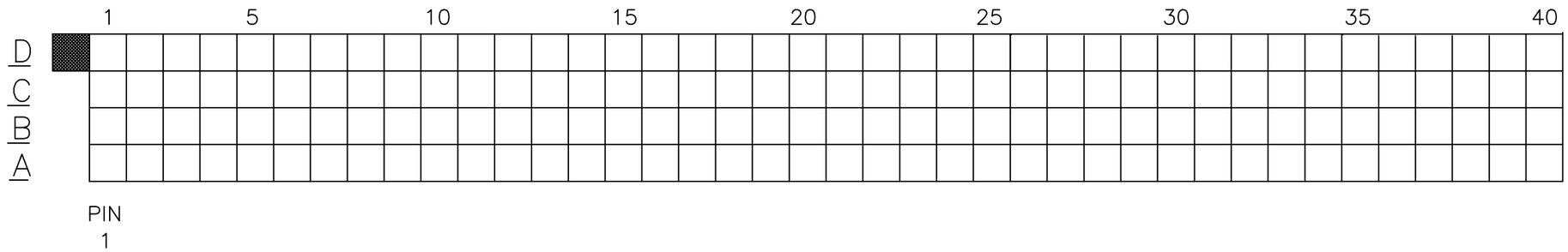


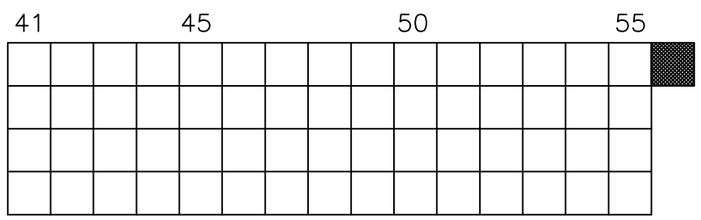


1. ALL POSITIONS ARE LOADED WITH "A".
2. COLUMN 1, ROW A IS DESIGNATED AS SIGNAL PIN 1, AS VIEWED FROM THE MATING FACE.

| | | | | | | |
|---|---|---|---|---|---|---|
| mat'l. code SEE NOTE 3 | | | | surface ISO 1302 | tolerance ISO 406 ISO 1101 | projection |
| ltr | ecn no | dr | date | tolerances unless otherwise specified | | |
| U | | | | angles | linear .XX±.01/.3 | INCH/MM |
| | | | | | .XXX±.005/.13 | |
| | | | | 0°±2° | .XXXX±.0020/.051 | scale 1:1 |
| | | | | dr | D.HORCHLER | 2005–06–29 |
| | | | | engr | D.HORCHLER | 2005–06–29 |
| | | | | chr | M JACOB | 2014–01–29 |
| | | | | appd | BIJU K PAUL | 2014–01–29 |
| sheet index | revision sheet | | | | | |

product family: HPC

title: 4 ROW VERTICAL HEADER W/PRESS–FIT PINS, 0 G.P.

dwg no: 50009 — sheet 12 of 14 — size A3

type: Product Customer Drawing

FCIconnect.com
Copyright FCI

| PRODUCT NO. | ITEM KEY | SIGNAL DATA | | | |
|---|---|---|---|---|---|
| | | SIZE 4 x 35 | TOTAL NO. OF POSITIONS –140 | NO. OF POSITIONS LOADED – 140 | |
| | | PLATING | QTY. | PRESS FIT STYLE | |
| | | | | MATING LENGTH | TAIL LENGTH |
| 50009–XX191 | A | SEE SHEET 3 | 137 | .220 / 5.59 | .250 / 6.35 |
| | B | SEE SHEET 3 | 3 | .180 / 4.57 | .250 / 6.35 |
| 50009–XX191LF | A | SEE SHEET 3 | 137 | .220 / 5.59 | .250 / 6.35 |
| | B | SEE SHEET 3 | 3 | .180 / 4.57 | .250 / 6.35 |

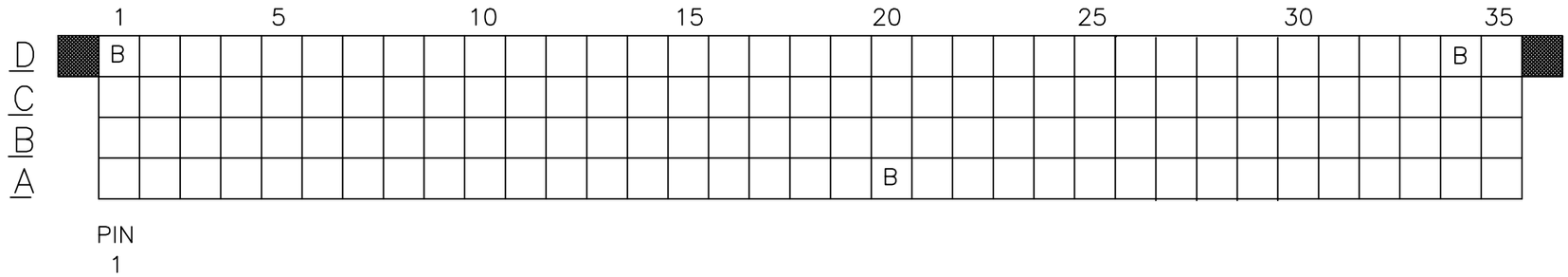


1. ALL POSITIONS ARE LOADED WITH "A", EXCEPT AS SHOWN.
2. COLUMN 1, ROW A IS DESIGNATED AS SIGNAL PIN 1, AS VIEWED FROM THE MATING FACE.

| | | | | | | |
|---|---|---|---|---|---|---|
| mat'l. code SEE NOTE 3 | | | | surface ISO 1302 | tolerance ISO 406 ISO 1101 | projection |
| ltr | ecn no | dr | date | tolerances unless otherwise specified | | |
| U | | | | angles | linear .XX±.01/.3 | INCH/MM |
| | | | | | .XXX±.005/.13 | |
| | | | | 0°±2° | .XXXX±.0020/.051 | scale 1:1 |
| | | | | dr | D.HORCHLER | 2005–06–29 |
| | | | | engr | D.HORCHLER | 2005–06–29 |
| | | | | chr | M JACOB | 2014–01–29 |
| | | | | appd | BIJU K PAUL | 2014–01–29 |
| sheet index | revision sheet | | | | | |

product family: HPC

title: 4 ROW VERTICAL HEADER W/PRESS–FIT PINS, 0 G.P.

dwg no: 50009 — sheet 13 of 14 — size A3

type: Product Customer Drawing

FCIconnect.com
Copyright FCI

| PRODUCT NO. | ITEM KEY | SIGNAL DATA | | | |
|---|---|---|---|---|---|
| | | SIZE 4 x 35 | TOTAL NO. OF POSITIONS –140 | NO. OF POSITIONS LOADED – 140 | |
| | | PLATING | QTY. | PRESS FIT STYLE | |
| | | | | MATING LENGTH | TAIL LENGTH |
| 50009–XX192 | A | SEE SHEET 3 | 137 | .220 / 5.59 | .250 / 6.35 |
| | B | SEE SHEET 3 | 3 | .180 / 4.57 | .250 / 6.35 |
| 50009–XX192LF | A | SEE SHEET 3 | 137 | .220 / 5.59 | .250 / 6.35 |
| | B | SEE SHEET 3 | 3 | .180 / 4.57 | .250 / 6.35 |

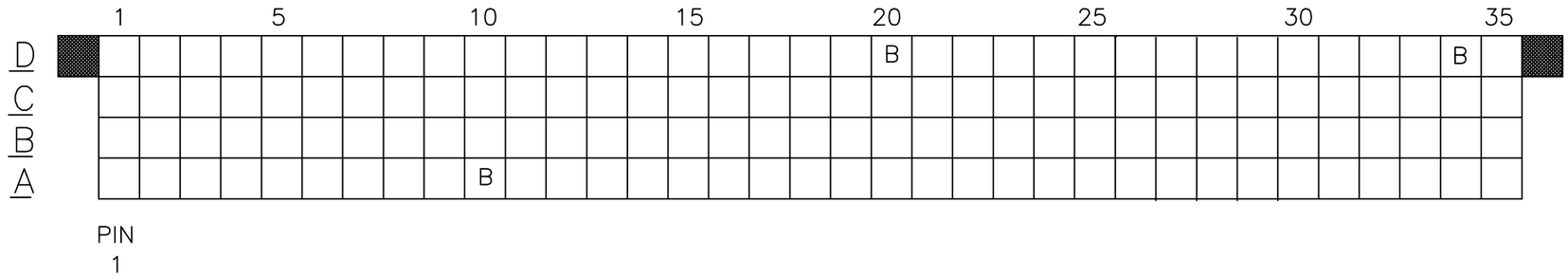


1. ALL POSITIONS ARE LOADED WITH "A", EXCEPT AS SHOWN.
2. COLUMN 1, ROW A IS DESIGNATED AS SIGNAL PIN 1, AS VIEWED FROM THE MATING FACE.

| | | | | | | |
|---|---|---|---|---|---|---|
| mat'l. code SEE NOTE 3 | | | | surface ISO 1302 | tolerance ISO 406 ISO 1101 | projection |
| ltr | ecn no | dr | date | tolerances unless otherwise specified | | |
| U | | | | angles | linear .XX±.01/.3 | INCH/MM |
| | | | | | .XXX±.005/.13 | |
| | | | | 0°±2° | .XXXX±.0020/.051 | scale 1:1 |
| | | | | dr | D.HORCHLER 2005–06–29 | |
| | | | | engr | D.HORCHLER 2005–06–29 | |
| | | | | chr | M JACOB 2014–01–29 | |
| | | | | appd | BIJU K PAUL 2014–01–29 | |
| sheet index | revision sheet | | | | | |

product family: HPC

title: 4 ROW VERTICAL HEADER W/PRESS–FIT PINS, 0 G.P.

dwg no: 50009 sheet14 of14 size: A3

type: Product Customer Drawing

FCIconnect.com
Copyright FCI