


Install in 22-dia. or 25-dia. Panel Cutout

- Lever for easily mounting and removing the Socket Unit.
- Increase wiring efficiency with three-row mounting of Switch Blocks.
- Finger protection mechanism on Switch Unit provided as a standard feature.
- Use 25-dia. ring to install in 25-dia. panel cutouts.
- Mounted using either open-type (fork-type) or closed-type (round-type) crimp terminals.
- IP65 oil resistance



Refer to *Safety Precautions for All Pushbutton Switches* and *Safety Precautions for the A22*.

Model Number Structure

Model Number Legend..... Shipped as a set which includes the Selector and Switch.
For information on combinations, refer to Ordering Information.

A 22 K - (1) 2ML - (2) 11

(1) Number of Notches/Reset Method

Code	Notches	Reset method	Key release position
2ML	2 notches	Manual	Left
2M			Left and right
2AL		Automatic	Left
3ML	3 notches	Manual	Left
3M			Left and right
3MC		Automatic	Center
3AC			Center

(2) Contacts

Code	Description
10	SPST-NO *
01	SPST-NC *
11	SPST-NO + SPST-NC
20	SPST-NO + SPST-NO
02	SPST-NC + SPST-NC

* For models with 2 notches

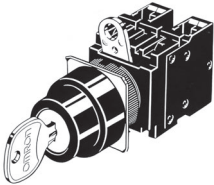
- Contact Rating is standard load.
- For microloads, refer to Accessories section for A22.
- For special keys, consult your OMRON representative.

Individual models: Refer to pages 2 to 3.
(The Selector and Switch can be ordered separately.)

- Specifications: Refer to the A22. ■ Dimensions: Refer to page 5.
- Accessories and tools: Refer to the A22.

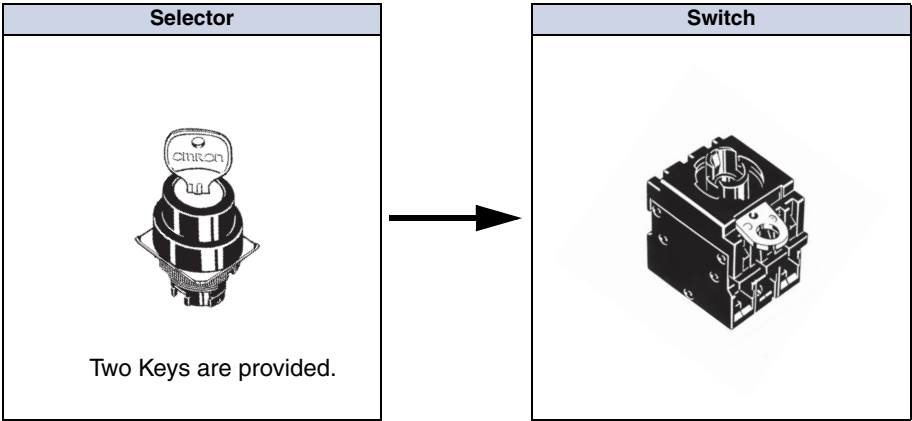
Ordering Information

Completely Assembled Shipped as a set which includes the Selector and Switch.
Key-type Selector Switch
A22K

Appearance	Number of notches	Reset method	Output	Key release position	Model
<div>Key-type Selector Switch A22K</div> 	2 notches	Manual	SPST-NO	⊖	A22K-2ML-10
				⊗	A22K-2M-10
			SPST-NC	⊖	A22K-2ML-01
				⊗	A22K-2M-01
			SPST-NO + SPST-NC	⊖	A22K-2ML-11
				⊗	A22K-2M-11
			SPST-NO + SPST-NO	⊖	A22K-2ML-20
				⊗	A22K-2M-20
		Automatic	SPST-NC + SPST-NC	⊖	A22K-2ML-02
				⊗	A22K-2M-02
	3 notches	Manual	SPST-NO	⊖	A22K-2AL-10
			SPST-NC		A22K-2AL-01
			SPST-NO + SPST-NC		A22K-2AL-11
			SPST-NO + SPST-NO		A22K-2AL-20
			SPST-NC + SPST-NC		A22K-2AL-02
		Automatic	SPST-NO + SPST-NC	⊖	A22K-3ML-11
					A22K-3M-11
			SPST-NO + SPST-NO	⊖	A22K-3MC-11
				⊗	A22K-3ML-20
			SPST-NC + SPST-NC	⊖	A22K-3ML-02
				⊗	A22K-3M-02
			SPST-NO + SPST-NC	⊖	A22K-3MC-20
				⊗	A22K-3ML-02
			SPST-NO + SPST-NO	⊖	A22K-3AC-11
				⊗	A22K-3M-02
			SPST-NC + SPST-NC	⊖	A22K-3MC-02
				⊗	A22K-3AC-20
			SPST-NC + SPST-NC	⊖	A22K-3AC-02
				⊗	A22K-3AC-02

Note: 1. Two Keys are provided.
2. The contact ratings are for standard loads.

Subassembled The Selector, Lamp, or Switch can be ordered separately. Use them in combination for models that are not available as assembled Units. These can also be used as inventory for maintenance parts.



Ordering set combinations: Refer to this page.



















- Specifications: Refer to the A22.
- Dimensions: Refer to page 5.
- Accessories and tools: Refer to the A22.

Ordering Information

Subassembled The Selector, Lamp, or Switch can be ordered separately. Use them in combination for models that are not available as assembled Units. These can also be used as inventory for maintenance parts.

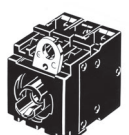
Selector

Oil-resistant IP65 (Color: Only Black is available)


Appearance	Number of notches	Reset method	Key release position	Model
	2 notches 	Manual 		A22K-2ML
				A22K-2M
		Automatic 		A22K-2AL
	3 notches 	Manual 		A22K-3ML
				A22K-3M
				A22K-3MC
		Automatic 		A22K-3AC
		Automatic (left) 		A22K-3AMR
		Automatic (right) 		A22K-3MAL

Note: Two keys are provided.

Switch (Standard Load)

Appearance	Classification	Model
	SPST-NO	A22-10M
	SPST-NC	A22-01M
	SPST-NO + SPST-NC	A22-11M
	SPST-NO + SPST-NO	A22-20M
	SPST-NC + SPST-NC	A22-02M

Accessories

Appearance	Model
	A22K-K

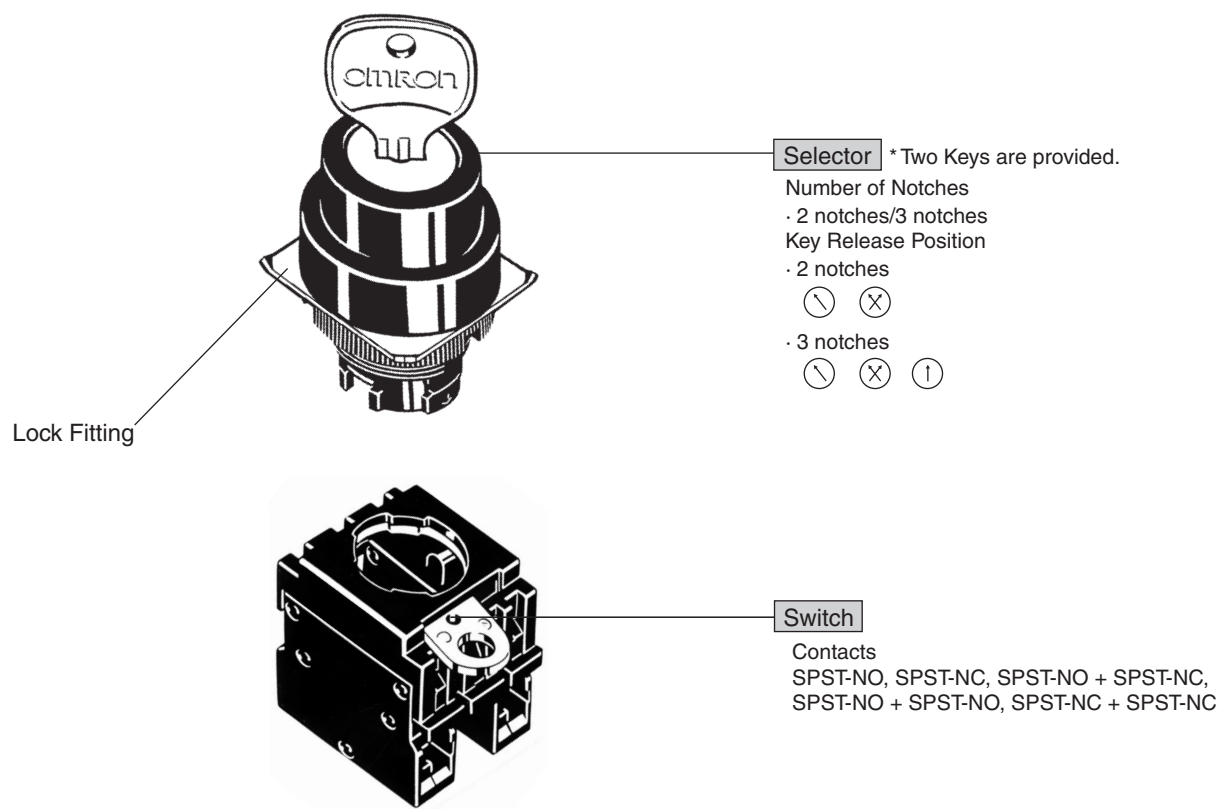
Note: Two keys are provided.

Ordering set combinations: Refer to page 2.

■ Specifications: Refer to the A22. ■ Dimensions: Refer to page 5.
■ Accessories and tools: Refer to the A22.

Nomenclature

Model Structure



Contacts

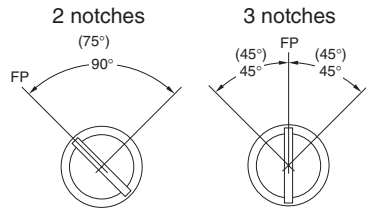
2-notch Type

Knob position	SPST-NO	SPST-NC	SPST-NO + SPST-NC	SPST-NO + SPST-NO	SPST-NC + SPST-NC

3-notch Type

Knob position	SPST-NO + SPST-NC	SPST-NO + SPST-NO	SPST-NC + SPST-NC

Operation Angle

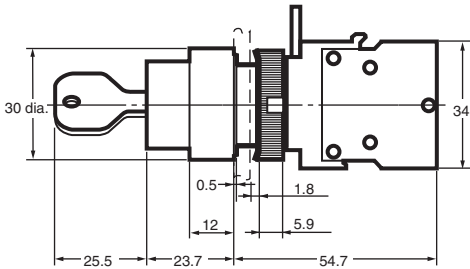



Note: The angles in parentheses are for automatic-reset models.
FP: Free position

Dimensions

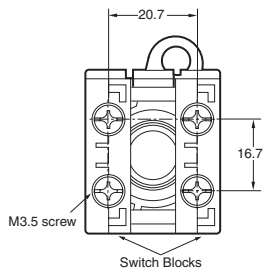
Key-type Selector Switch

Key-type Selector Switch A22K

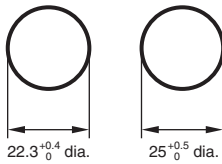


Terminal Arrangement (Bottom View)

Non-lighted



Panel Cutouts



Lock fitting is provided as a standard item.

- When applying coating such as paint to the panel, the dimensions should be those after the application of coating.
- Recommended panel thickness: 1 to 5 mm.
- Use an A22Z-R25 Ring when mounting to a panel with 25-mm holes.

Terminal Connection

Type	Terminal connection
Non-lighted	<p>Bottom view</p>

Note: The above terminal connection diagrams are examples for SPST-NO + SPST-NC.

Accessories

Refer to the relevant information in the corresponding section for the A22.

Safety Precautions

Refer to *Safety Precautions for All Pushbutton Switches* and *Safety Precautions for the A22*.

Read and Understand This Catalog

Please read and understand this catalog before purchasing the products. Please consult your OMRON representative if you have any questions or comments.

Warranty and Limitations of Liability

WARRANTY

OMRON's exclusive warranty is that the products are free from defects in materials and workmanship for a period of one year (or other period if specified) from date of sale by OMRON.

OMRON MAKES NO WARRANTY OR REPRESENTATION, EXPRESS OR IMPLIED, REGARDING NON-INFRINGEMENT, MERCHANTABILITY, OR FITNESS FOR PARTICULAR PURPOSE OF THE PRODUCTS. ANY BUYER OR USER ACKNOWLEDGES THAT THE BUYER OR USER ALONE HAS DETERMINED THAT THE PRODUCTS WILL SUITABLY MEET THE REQUIREMENTS OF THEIR INTENDED USE. OMRON DISCLAIMS ALL OTHER WARRANTIES, EXPRESS OR IMPLIED.

LIMITATIONS OF LIABILITY

OMRON SHALL NOT BE RESPONSIBLE FOR SPECIAL, INDIRECT, OR CONSEQUENTIAL DAMAGES, LOSS OF PROFITS OR COMMERCIAL LOSS IN ANY WAY CONNECTED WITH THE PRODUCTS, WHETHER SUCH CLAIM IS BASED ON CONTRACT, WARRANTY, NEGLIGENCE, OR STRICT LIABILITY.

In no event shall the responsibility of OMRON for any act exceed the individual price of the product on which liability is asserted.

IN NO EVENT SHALL OMRON BE RESPONSIBLE FOR WARRANTY, REPAIR, OR OTHER CLAIMS REGARDING THE PRODUCTS UNLESS OMRON'S ANALYSIS CONFIRMS THAT THE PRODUCTS WERE PROPERLY HANDLED, STORED, INSTALLED, AND MAINTAINED AND NOT SUBJECT TO CONTAMINATION, ABUSE, MISUSE, OR INAPPROPRIATE MODIFICATION OR REPAIR.

Application Considerations

SUITABILITY FOR USE

OMRON shall not be responsible for conformity with any standards, codes, or regulations that apply to the combination of products in the customer's application or use of the products.

At the customer's request, OMRON will provide applicable third party certification documents identifying ratings and limitations of use that apply to the products. This information by itself is not sufficient for a complete determination of the suitability of the products in combination with the end product, machine, system, or other application or use.

The following are some examples of applications for which particular attention must be given. This is not intended to be an exhaustive list of all possible uses of the products, nor is it intended to imply that the uses listed may be suitable for the products:

- Outdoor use, uses involving potential chemical contamination or electrical interference, or conditions or uses not described in this catalog.
- Nuclear energy control systems, combustion systems, railroad systems, aviation systems, medical equipment, amusement machines, vehicles, safety equipment, and installations subject to separate industry or government regulations.
- Systems, machines, and equipment that could present a risk to life or property.

Please know and observe all prohibitions of use applicable to the products.

NEVER USE THE PRODUCTS FOR AN APPLICATION INVOLVING SERIOUS RISK TO LIFE OR PROPERTY WITHOUT ENSURING THAT THE SYSTEM AS A WHOLE HAS BEEN DESIGNED TO ADDRESS THE RISKS, AND THAT THE OMRON PRODUCTS ARE PROPERLY RATED AND INSTALLED FOR THE INTENDED USE WITHIN THE OVERALL EQUIPMENT OR SYSTEM.

PROGRAMMABLE PRODUCTS

OMRON shall not be responsible for the user's programming of a programmable product, or any consequence thereof.

Disclaimers

CHANGE IN SPECIFICATIONS

Product specifications and accessories may be changed at any time based on improvements and other reasons.

It is our practice to change model numbers when published ratings or features are changed, or when significant construction changes are made. However, some specifications of the products may be changed without any notice. When in doubt, special model numbers may be assigned to fix or establish key specifications for your application on your request. Please consult with your OMRON representative at any time to confirm actual specifications of purchased products.

DIMENSIONS AND WEIGHTS

Dimensions and weights are nominal and are not to be used for manufacturing purposes, even when tolerances are shown.

PERFORMANCE DATA

Performance data given in this catalog is provided as a guide for the user in determining suitability and does not constitute a warranty. It may represent the result of OMRON's test conditions, and the users must correlate it to actual application requirements. Actual performance is subject to the OMRON Warranty and Limitations of Liability.

ERRORS AND OMISSIONS

The information in this document has been carefully checked and is believed to be accurate; however, no responsibility is assumed for clerical, typographical, or proofreading errors, or omissions.

2008.12

In the interest of product improvement, specifications are subject to change without notice.

OMRON Corporation
Industrial Automation Company

<http://www.ia.omron.com/>

(c)Copyright OMRON Corporation 2008 All Right Reserved.

Mouser Electronics

Authorized Distributor

Click to View Pricing, Inventory, Delivery & Lifecycle Information:

Omron:

[A22K-2M-20](#) [A22K-3MC-02](#) [A22K-3MC-11](#) [A22K-3AMR](#) [A22K-3MAL](#) [A22K-2M-01](#) [A22K-3M](#) [A22K-3M-02](#) [A22K-3MC-20](#) [A22K-3ML-11](#)