

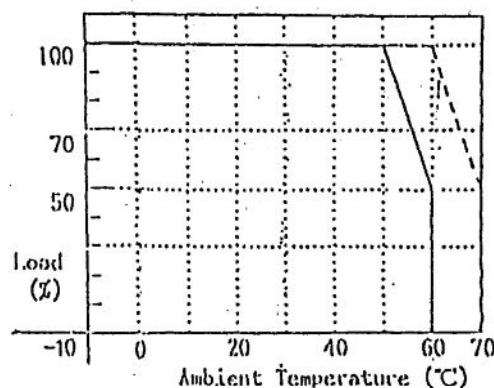
HK150A**SPECIFICATIONS**

PA784-01-01F

ITEMS		MODEL	HK150A-3	HK150A-5	HK150A-12	HK150A-15	HK150A-24
1	Nominal Output Voltage	V	3.3	5	12	15	24
2	Maximum Output Current	A	30.0	30.0	12.5	10	6.5
3	Maximum Output Power	W	99	150	150	150	156
4	Efficiency (Typ)	(*) %	75	80	81	81	82
5	Input Voltage Range	(*) -	85~132VAC (47~440Hz) or 110~175VDC				
6	Input Current (Typ)	(*) A	2.2	3.2			
7	Inrush Current (Typ)	-	15A at 100VAC				
8	Output Voltage Range (Typ)	-	±10%				
9	Maximum Ripple & Noise	mV	120	120	150	150	150
10	Maximum Line Regulatio	(*)3 mV	20	20	48	60	96
11	Maximum Load Regulatio	(*)4 mV	40	40	96	120	150
12	Over Current Protection	(*)5 -	>105%				
13	Over Voltage Protection	(*)6 -	115% – 135%				
14	Hold Up Time (Typ)	(*)1 -	20 ms				
15	Remote Sensing	-	Possible				
16	Remote ON/OFF Control	-	-				
17	Parallel Operation	-	-				
18	Series Operation	-	Possible				
19	Operating Temperature	(*)8 -	-10 – +50°C (100%), 60°C (50%)				
20	Operating Humidity	-	30% – 90% RH				
21	Storage Temperature	-	-30°C – +85°C				
22	Storage Humidity	-	10% – 95% RH				
23	Cooling	-	Convection cooled				
24	Temperature Coefficient	-	1% (Typ) at -10°C ~ +50°C				
25	Withstand Voltage	(*)7 -	Input - Chassis , Input - Output : 2kVAC (20mA) Output - Chassis : 500VAC (100mA) for 1min				
26	Isolation Resistance	-	More than 100MOhm at 25°C and 70% RH Output-chassis ... 500VDC				
27	Vibration	-	Less than 19.6m/s ²				
28	Shock	-	Less than 196.1m/s ²				
29	Safety	-	Approved by UL60950-1 & CSA C22.2 No.60950. Designed to meet DENAN				
30	Conducted Radio Noise	-	Designed to meet FCC class B, VCCI-B				
31	Weight	-	650g				
32	Size (W.H.D)	-	43mm X 93mm X 170mm (Refer to Outline Drawing)				

NOTES :

- *1 : At 100VAC and Maximum Output Power, Ta = 25°C.
 *2 : For cases where conformance to various safety specs (UL, CSA, VDE) are required, to be described as 100-120VAC 50/60Hz on name plate.
 *3 : From 85 - 132VAC or 110 - 175VDC, constant load.
 *4 : From No load - Full load, Constant Input Voltage.
 *5 : Current limiting with automatic recovery.
 (Refer to Instruction Manual for details)
 *6 : Inverter shutdown method, manual reset.
 *7 : Refer to Instruction Manual for testing procedure.
 *8 : Ratings - Refer to Derating Curve on the right.
 - Load(%) is percent of Maximum Output Power or Maximum Output Current, whichever is greater.
 - Refer to Instruction Manual for further mounting details.

Derating Curve
(Vertical Mounting)

Convection cooled

Forced air cooled

HK150A

SPECIFICATIONS

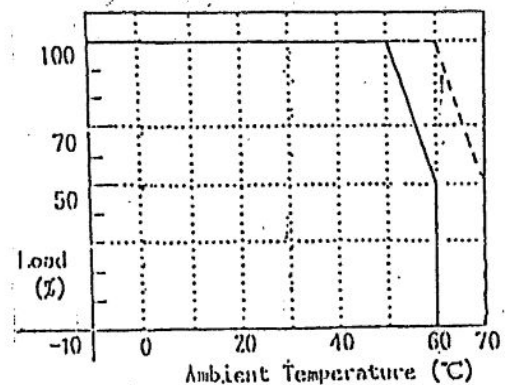
PA784-01-02D

ITEMS		MODEL	HK150A-18
1	Nominal Output Voltage	V	18
2	Maximum Output Current	A	8.5
3	Maximum Output Power	W	153
4	Efficiency (Typ)	(*)1	81%
5	Input Voltage Range	(*)2	85-132VAC (47-440Hz) or 110-175VDC
6	Input Current (Typ)	(*)1	3.2
7	In-rush Current (Typ)	-	15A at 100VAC
8	Output Voltage Range (Typ)	-	±10%
9	Maximum Ripple & Noise	mV	150
10	Maximum Line Regulation	(*)3	72
11	Maximum Load Regulation	(*)4	140
12	Over Current Protection	(*)5	>105%
13	Over Voltage Protection	(*)6	115% - 135%
14	Hold Up Time (Typ)	(*)1	20ms
15	Remote Sensing	-	Possible
16	Remote ON/OFF Control	-	-
17	Parallel Operation	-	-
18	Series Operation	-	Possible
19	Operating Temperature	(*)8	-10 ~ +50°C (100%), 60°C (50%)
20	Operating Humidity	-	30% - 90% RH
21	Storage Temperature	-	-30°C ~ +85°C
22	Storage Humidity	-	10% ~ 95% RH
23	Cooling	-	Convection cooled
24	Temperature Coefficient	-	1% (Typ) at -10°C ~ +50°C
25	Withstand Voltage	(*)7	Input - Chassis, Input - Output : 2kVAC (20mA) Output - Chassis : 500VAC (100mA) for 1min
26	Isolation Resistance	-	More than 100M ohm at 25°C and 70% RH Output-chassis ... 500VDC
27	Vibration	-	Less than 19.6m/s ²
28	Shock	-	Less than 196.1m/s ²
29	Safety	-	Designed to meet UL60950-1, CSA C22.2 No.60950 & DENAN
30	Conducted Radio Noise	-	Designed to meet FCC class B, VCCI-B
31	Weight	-	650g
32	Size (W.H.D)	-	43mm X 93mm X 170mm (Refer to Outline Drawing)

NOTES :

- *1 : At 100VAC and Maximum Output Power, Ta = 25°C.
- *2 : For cases where conformance to various safety specs (UL, CSA, VDE) are required, to be described as 100-120VAC 50/60Hz on name plate.
- *3 : From 85 ~ 132VAC or 110 ~ 175VDC, constant load.
- *4 : From No load - Full load, Constant Input Voltage.
- *5 : Constant current limiting with automatic recovery.
(Refer to Instruction Manual for details)
- *6 : Inverter shutdown method, manual reset.
- *7 : Refer to Instruction Manual for testing procedure.
- *8 : Ratings - Refer to Derating Curve on the right.
 - Load(%) is percent of Maximum Output Power or Maximum Output Current, whichever is greater.
 - Refer to Instruction Manual for further mounting details.

Derating Curve
(Vertical Mounting)



Convection cooled

Forced air cooled

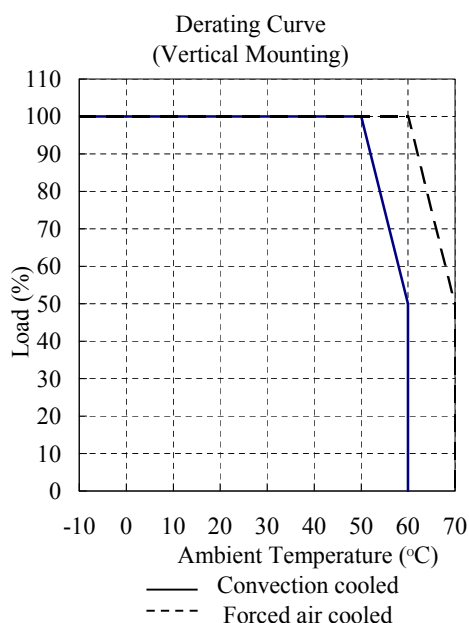
HK150A**SPECIFICATIONS**

PA784-01-03B

MODEL			HK150A-8
ITEMS			
1	Nominal Output Voltage	-	8V
2	Maximum Output Current	-	18.7A
3	Maximum Output Power	-	149.6W
4	Efficiency (Typ.)	(*1)	80%
5	Input Voltage Range	(*2)	85 - 132VAC (47 - 440Hz) or 110 - 175VDC
6	Input Current (Typ.)	(*1)	3.2A
7	In-rush Current (Typ.)	-	15A at 100VAC
8	Output Voltage Range (Typ.)	-	±10%
9	Maximum Ripple & Noise	-	150mV
10	Maximum Line Regulation	(*3)	32mV
11	Maximum Load Regulation	(*4)	64mV
12	Over Current Protection	(*5)	>105%
13	Over Voltage Protection	(*6)	115% ~ 135%
14	Hold-Up Time (Typ.)	(*1)	20ms
15	Remote Sensing	-	Possible
16	Remote ON/OFF Control	-	-
17	Parallel Operation	-	-
18	Series Operation	-	Possible
19	Operating Temperature	(*8)	-10°C - +50°C (100%), 60°C (50%)
20	Operating Humidity	-	30% - 90%RH
21	Storage Temperature	-	-30°C - +85°C
22	Storage Humidity	-	10% - 95%RH
23	Cooling	-	Convection cooled
24	Temperature Coefficient	-	1% (Typ.) at -10°C - +50°C
25	Withstand Voltage	(*7)	Input - Chassis, Input - Output...2.0kVAC 1min Output - Chassis...500VAC 1min
26	Isolation Resistance	-	More than 100MΩ at 25°C and 70%RH Output - Chassis...500VDC
27	Vibration	-	Less than 19.6m/s ²
28	Shock	-	Less than 196.1m/s ²
29	Safety	-	Designed to meet UL60950-1, CSA C22.2 No.60950 & DENAN
30	Conducted Radio Noise	-	Designed to meet FCC class B, VCCI-B
31	Weight	-	650g
32	Size (W.H.D)	-	43mm×93mm×170mm (Refer to Outline Drawing)

=NOTES=

- *1: At 100VAC and Maximum Output Power, Ta = 25°C.
- *2: For cases where conformance to various safety specs (UL, CAS, VDE) are required, to be described as 100 - 120VAC, 50/60Hz on name plate.
- *3: From 85 - 132VAC or 110 - 175VDC, constant load.
- *4: From No load ~ Full load, constant input voltage.
- *5: Constant current limiting with automatic recovery.
(Refer to Instruction Manual for details)
- *6: Inverter shutdown method, manual reset.
- *7: Refer to Instruction Manual for testing procedure.
- *8: Ratings - Refer to Derating Curve on the right.
 - Load (%) is percent of Maximum Output Power or Maximum Output Current, whichever is greater.
 - Refer to Instruction Manual for further mounting details.



HK150A

OUTPUT DERATING

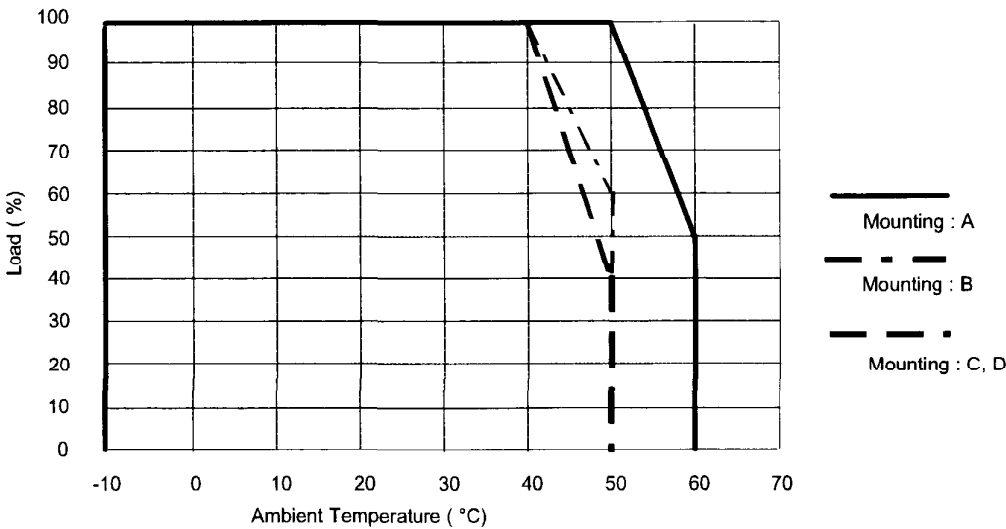
OPEN FLAME (NO COVER)

Ta(°C)	LOAD(%)			
	MOUNTING : A	MOUNTING : B	MOUNTING : C	MOUNTING : D
-10 ~ 20	100	100	100	100
30	100	100	100	100
40	100	100	100	100
50	100	60	40	40
60	50	-	-	-

WITH COVER (OPTION)

Ta(°C)	LOAD(%)			
	MOUNTING : A	MOUNTING : B	MOUNTING : C	MOUNTING : D
-10 ~ 20	100	100	100	100
30	100	100	100	100
40	100	50	40	40
50	50	-	-	-
60	-	-	-	-

Output Derating Curve
(Without Cover : Open Frame Type)



MOUNTING : A

MOUNTING : B

MOUNTING : C

MOUNTING : D

DON'T USE

(STANDARD MOUNTING)

