

506 Series Lead-Free 3AB, Fast-Acting Fuse



Agency Approvals

AGENCY	CERTIFICATE NUMBER	AMPERE RANGE
	E10480	15A - 20A
	N/A	15A - 20A

Electrical Characteristics for Series

% of Ampere Rating	Ampere Rating	Opening Time
100%	15A - 20A	3600 sec, Min
135%		3600 sec, Max
200%		120 sec, Max

Electrical Characteristic by Item

Amp Rating (A)	Amp Code	Voltage Rating (DC)	Interrupting Rating	Nominal Cold Resistance (Ohms)	Nominal Melting I ² t (A ² sec.)	Agency Approvals
15	015	600	10KA @ 600VDC	0.008	61	x
16	016	600		0.008	61	x
20	020	600		0.006	105	x

Description

A 600Vdc rated ceramic fuse with remarkable interrupting rating in a compact 6.3×32mm package, which is well suited for circuit protection in high DC energy applications.

Features

- In accordance with Underwriter's Laboratories Standard, UL 248-14.
- Available in cartridge and axial lead form.
- Lead-free, Halogen free, and RoHS compliant.
- Superior interrupting rating of 10,000 Amperes.
- Compact form factor of 6.3×32mm.

Applications

High energy and power efficient applications.

Additional Information



Datasheet



Resources



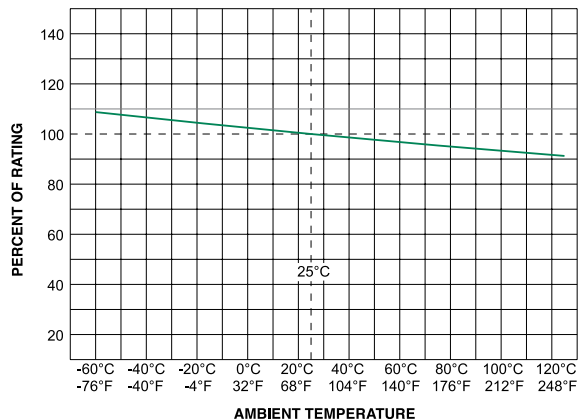
Samples



Accessories

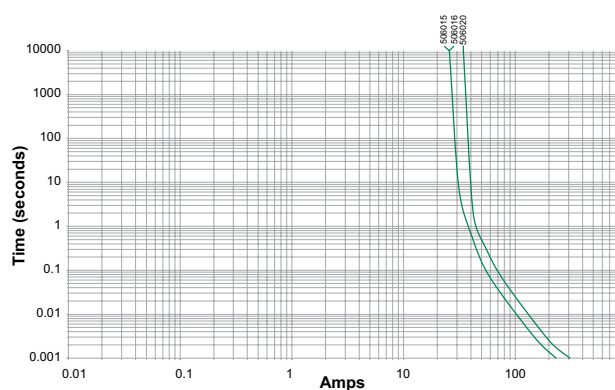
For recommended fuse accessories for this product series, see '[Recommended Accessories](#)' section.

Temperature Re-rating Curve



Note:
Derating depicted in this curve is in addition to the standard derating of 25% for continuous operation.

Average Time Current Curves

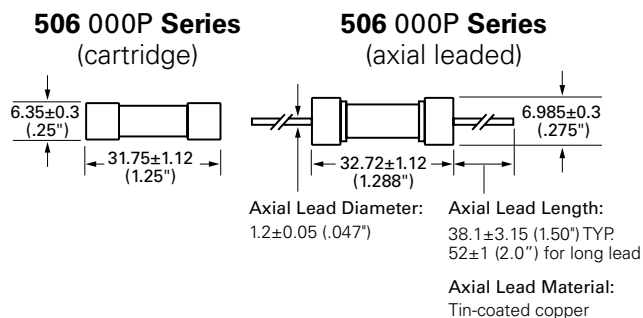


Product Characteristics

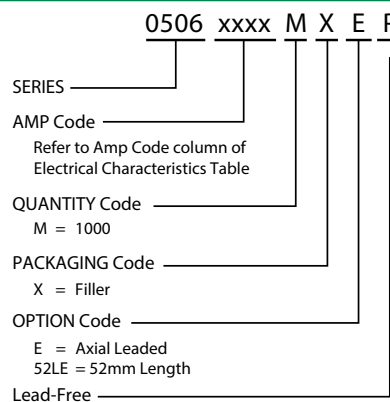
Materials	Body : Ceramic Cap : Nickel Plated Brass
Terminal Strength	MIL-STD-202, Method 211, Test condition A
Solderability	MIL-STD-202 Method 208
Product Marking	Cap1 : Brand logo, current and voltage ratings Cap2 : Series and agency approval marks

Operating Temperature	-55°C to +125°C
Thermal Shock	MIL-STD-202, Method 107, Test condition B: (5 cycles -65°C to 125°C)
Vibration	MIL-STD-202, Method 201
Humidity	MIL-STD-202, Method 103, Test condition A: High relative humidity (95%) and Elevated temperature (40°C) for 240 hours
Salt Spray	MIL-STD-202, Method 101, Test condition B

Dimensions



Part Numbering System



Packaging

Packaging Option	Packaging Specification	Quantity	Quantity & Packaging Code	Reel Size
506 Series				
Bulk	N/A	1000	MX	N/A
Bulk	N/A	1000	MXE	N/A
Bulk	N/A	1000	MX52LE	N/A

Recommended Accessories

Accessory Type	Series	Description	Max Application Voltage	Max Application Amperage
Holder	150322	In-Line Fuseholder	500	15
Block	354	Low Profile OMNI-BLOK® Fuse Block	600	30
	359	High Current Screw Terminal Fuse Block		30
Clip	122	High Current Traditional PC Board Fuse Clip	1000	30
	101	Rivet/Eyelet Type Fuse Clip	1000	15

Notes:

1. Do not use in applications above rating.
2. Please refer to fuseholder data sheet for specific re-rating information.
3. Please contact factory for applications greater than the max voltage and amperage shown.

Disclaimer Notice - Information furnished is believed to be accurate and reliable. However, users should independently evaluate the suitability of and test each product selected for their own applications. Littelfuse products are not designed for, and may not be used in, all applications. Read complete Disclaimer Notice at: www.littelfuse.com/disclaimer-electronics.