



Introducing
**AS85049 Adapters and
Band Straps**

AS85049 Adapters & Band Straps



KEY FEATURES

Meets AS85049 NAVAIR standards

Self-coupling locking nut provides an improved mechanical protection against loosening under vibration

Side entry band straps for easier installation and repair

DESCRIPTION

The AS85049 industry standard is used on most military circular connectors including M38999. TE Connectivity (TE) offers a wide selection of sizes, materials and platings to meet customer’s needs.

The band strap termination system provides ease of installation and repair. TE offers the corrosion resisting steel bands in three styles to help meet our customer’s shield termination needs and termination tool of their choice.

APPLICATIONS

- Aerospace
- Marine
- Military Ground Vehicles
- Space Based Systems

MECHANICAL

Product qualified to AS85049 performance requirements.

ELECTRICAL

Product qualified to AS85049 performance requirements.

MATERIAL

Aluminum available with cadmium or electroless nickel plating

STANDARDS & SPECIFICATIONS

Application specification:	MIP 102
Product specification:	R85049
Military specification:	AS85049/82 through /90 and /128

APPLICATION TOOLING

M85049/128-7 & 8	AS81306/1-02
M85049/128-3 & 4	AS81306/1-01
M85049/128-1 & 2	AS81306/2-01

PRODUCT DIMENSIONS & PART NUMBERING SYSTEM

PART NUMBERING

R85049/128 - X

- BASIC PART NUMBER

- CONFIGURATION

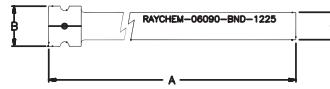


FIGURE 1
CONFIGURATION 1



FIGURE 2
CONFIGURATION 2 - PRE-COILED

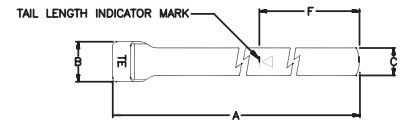
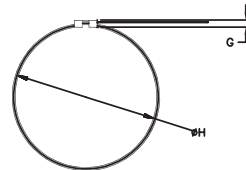


FIGURE 3
CONFIGURATION 3 & 7

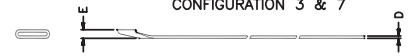


FIGURE 4
CONFIGURATION 4 & 8 - PRE-COILED

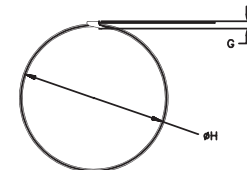


TABLE 1 - FIGURE 1 & 2 & 3 & 4 CONFIGURATIONS AND DIMENSIONS

CONFIG	FIGURE	A ± 0.060	B ± 0.031	C ± 0.010	D REF	E REF	F REF	G MAX	H REF
1	1	14.00 (355.60)	.328 (8.33)	.245 (6.22)	.019 (0.48)	.100 (2.54)	---	---	---
2	2	---	---	---	---	---	---	.140 (3.56)	1.750 (44.46)
3	3	14.256 (362.10)	.350 (8.89)	.250 (6.35)	.020 (0.51)	.130 (3.30)	2.031 (51.59)	---	---
4	4	---	---	---	---	---	---	.150 (3.81)	1.750 (44.45)
7	3	8.125 (206.38)	.195 (4.95)	.120 (3.05)	.015 (0.38)	.053 (1.35)	2.031 (51.59)	---	---
8	4	---	---	---	---	---	---	.073 (1.85)	.860 (21.8)

PART NUMBERING

R85049/ XX - 15 X 02

Product Designator

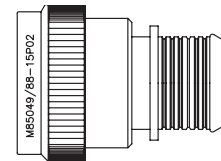
Specification Sheet (Specify /82 through /90)

Configuration:
- (Dash) Detented Self-Locking

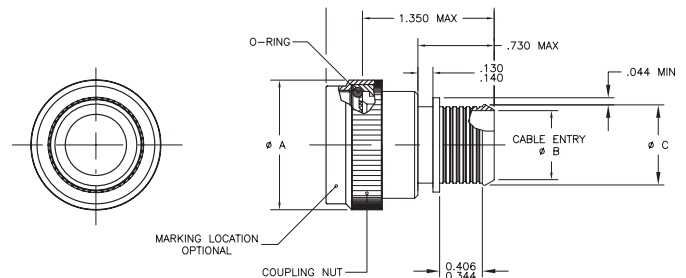
Shell Size

Finish (W = Cadmium / N = Nickel)

Entry Size (02 = Small / 03 = Large)



SELF-LOCKING
SHIELD BAND TERMINATION
SHRINK BOOT ACCOMMODATION ADAPTER



Drawing to the right is an example only.
For specification sheets on the various slash #'s,
see te.com for the latest drawings.

FOR MORE INFORMATION

Technical Support

Internet:	www.te.com/ADM
North America:	+1 (800) 522 6752
Asia Pacific:	+86 0 400 820 6015
Austria:	+43 1 905 601 228
Baltic Region:	+46 8 5072 5000
Benelux:	+31 73 6246 999
Czech Republic:	+420 800 701 462
France:	+33 1 34 20 86 86
Germany:	+49 6251-133 1999
Hungary:	+36 809 874 04
Italy:	+39 011-401 2632
Nordic:	+46 8 5072 5000
Poland:	+48 800 702 309
Russia:	+7495 790 790 2
Spain/Portugal:	+34 93-2910366
Switzerland:	+41 52 633 66 26
United Kingdom:	+44 800 267 666

Follow us on Twitter for all the latest product news
@TEConnectivity, and on Facebook, TEConnectivity.

Connect with one of our Subject Matter Experts
at www.DesignSmarterFaster.com

www.te.com/ADM

© 2013 Tyco Electronics Corporation. All Rights Reserved.

1-1773720-2 ADM/RRD 2.5M 11/2013

TE Connectivity and the TE connectivity (logo) are trademarks of the
TE Connectivity Ltd. family of companies.

Other products, logos, and company names mentioned herein may be trademarks of their
respective owners.

While TE has made every reasonable effort to ensure the accuracy of the information herein,
nothing herein constitutes any guarantee that such information is error-free, or any other
representation, warranty or guarantee that the information is accurate, correct, reliable current.
The TE entity issuing this publication reserves the right to make any adjustments to the information
contained herein at any time without notice. All implied warranties regarding the information
contained herein, including, but not limited to, any implied warranties of merchantability or fitness
for a particular purpose are expressly disclaimed. The dimensions herein are for reference purposes
only and are subject to change without notice. Specifications are subject to change without notice.
Consult TE for the latest dimensions and design specifications.

