

Board-to-Board Connectors

Socket side: **WP3 - S###VA1 - R6000**
Pin side: **WP3 - P###VA1 - R6000**

Orderable in Reels of 6000

Socket side: **WH1S###WA1-E6000**
Pin side: **WH1P###WA1-E6000**

Orderable in Reels of 6000

Receptacle: **KX14 - ##K 2 DE**

Stack Height:
2, 5, 8mm

Straight Plug: **KX15 - ##K 3 DE**

Stack Height:
2, 4mm

R/A Plug: **KX15 - ##K L DLE**

Right angle

For pin counts below 30

Socket side: **WP7A - S###VA1 - R6000**
Pin side: **WP7 - P###VA1 - R6000**

For pin counts above 30

Socket side: **WP7B - S###VA1 - R6000**
Pin side: **WP7B - P###VA1 - R6000**

Orderable in Reels of 6000

Socket side: **AA01A - S###VA1 - R3000**
Pin side: **AA01A - P###VA1 - R3000**

Orderable in Reels of 3000

Receptacle: **KX24 - ###R - LT - H1**
Plug: **KX25 - ###P - LT - H1**

LT: Right-angle
6ST: Straight

H: Hook pin

Socket side: **WR - ###S - VF - N1**

B: Positioning Boss
H05: +0.5mm
H30: +3.0mm

Vert Pin side: **WR - ###P - VF - N1**

B: Positioning Boss
50: +1.0mm
60: +2.0mm

R/A Pin side: **WR - ###P - HF - HD - A1E**

Receptacle: **TX24 - ###R - LT - H1E**
Plug: **TX25 - ###P - LT - H1E**










Stacking Height:
Receptacle:
6, 10, 12mm
Plug:
6, 8, 12mm
*Right-angle leave blank

H: Hook pin
N: No hook pin

LT: Right angle
ST: Straight

Socket side: **WP9 - S###VA1 - R6000**
Pin side: **WP9 - P###VA1 - R6000**

Orderable in Reels of 6000

Series	WP3	WP7	WP9	WH1	AA01A	WR	KX14/15	KX24/25	TX24/25
Photo									
Pitch	0.4mm	0.4mm	0.4mm	0.4mm	0.5mm	0.5mm	0.8mm	0.8mm	1.27mm
Stacking Heights	1.0mm	0.7mm	0.8mm	1.0mm	1.5mm	4.0, 4.5, 5.0, 5.5, 6.0, 6.5, 7.0, 8.0, 9.0mm	5.0, 6.0, 8.0, 9.0, 11.0, 12.0mm	N/A	12.0-24.0mm (±2.0mm)
Pin Count (Parallel)	16,20,22,24, 30,36,40,42, 50, 64,70,80	10,20,26,30, 50,70	10,14,20,24, 30,32	24,30,40,50	10,30,40,60	20,30,40,50, 60,70,80,100, 120,160	20,30,40,50 60,70,80	80,100,120, 140,180 (coplanar)	30,40,50, 60, 80,100,120
Pin Count (Right Angle)	N/A	N/A	N/A	N/A	N/A	30,40,50,60, 70,80,120	20,30,40,50, 60,70,80	80,100,120, 140,180	30,40,44,50, 60,80,100,120
Board Mount	SMT	SMT	SMT	SMT	SMT	SMT	SMT	Thru-hole	Thru-hole
Current Rating	0.4A	0.2A	0.3A	0.4A	0.2A	0.3A	0.5A	0.5A	1.0A
Voltage Rating	50VAC 50VDC	50VAC 50VDC	50VAC 50VDC	50VAC 50VDC	50VAC 50VDC	200VAC 300VDC	200VAC 300VDC	200VAC	250VAC
Durability	50 cycles	50 cycles	50 cycles	50 cycles	30 cycles	500 cycles	500 cycles	500 cycles	500 cycles
Features	High retention force.	High retention force for low pin counts and low insertion force for high pin counts.	Small connector width helps reduce board mounting space.	Two point contact to resist twisting stress.	Dual mating contact.	9 different vertical stack heights.	Mating guide for orientating contacts. Key to prevent mismatching.	Robust mating guide. Click response when mated.	Ribbon type contacts ensures reliable electrical continuity.