

## FAST ASSEMBLY



### THE PRODUCT

The LUX CASE range offers an unusual case design.

The three-part assembly makes the components easily accessible.

The selection of the centre section, e.g. in your company's colour, allows you to create individual electronics cases to match the corporate design of your company.

### YOUR ADVANTAGE

Vertical and horizontal PCB mounting – a special advantage of the OKW LUX CASE range is achieved by the specially designed card guide. The card guide is fitted into the centre section and can be moved horizontally.

The assembled PCBs can be simply inserted from the front. For this, the PCB is assembled with the front panel.

It is simple to use and the display instruments are easy to read off, thanks to the fold-out tilt feet or sturdy tilt bar (size 230 only). May also be used as a carry handle.

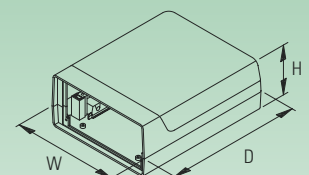
Protection class < IP 40

Max. size of PCB (W x D in mm)

	base part	top part
150	70 x 128 (without batt. comp.)	
190	100 x 165 (without batt. comp.)	
230*	129 x 205	128 x 175
230**	129 x 180	128 x 150

(PCB mounting on fastening pillars)





\*without/ \*\*with ventilation slots



detailed drawings see our website  
[www.okw.com](http://www.okw.com)




## LUX CASE

LUX CASE	Outside dim. in mm W D H	Version / Equipment battery compartment pillars for strain relief ventilation slots	Material	Part-No. off-white RAL 9002/ centre section pebble grey RAL 7032
	150	I – • –	ABS (UL 94 HB)	A 99 12 637
		II 4 x AA – –	ABS (UL 94 HB)	A 99 12 687
	190	I – • –	ABS (UL 94 HB)	A 99 15 737
		II 4 x AA – –	ABS (UL 94 HB)	A 99 15 787
	230 without handle	I – • –	ABS (UL 94 HB)	A 99 17 837
		II – • •	ABS (UL 94 HB)	A 99 17 847
	230 with handle	III – • –	ABS (UL 94 HB)	A 99 17 857
		IV – • •	ABS (UL 94 HB)	A 99 17 877

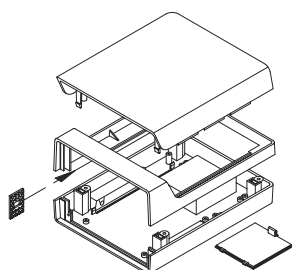
## LUX CASES ACCESSORIES

Article	For LUX CASE	Version / Application	Part-No.
① Front panel	150	for slide-in, matt anodised aluminium, 108 x 52.8 x 1.5 mm, 1 pc	A 91 99 121
	150	for screw fixing, matt anodised aluminium, 106.3 x 50.4 x 2 mm, 1 pc	A 91 99 122
	190	for slide-in, matt anodised aluminium, 134 x 62.5 x 1.5 mm, 1 pc	A 91 99 151
	230	for slide-in, matt anodised aluminium, 131.5 x 158.2 x 1.5 mm, 1 pc	A 91 99 171
	230	for screw fixing, matt anodised aluminium, 128.4 x 152.3 x 2 mm, 1 pc	A 91 99 172
② Assembly kit	150	4 screws for the front panel fixing	A 91 99 004
	230	4 screws for the front panel fixing	A 91 99 006
③ Assembly kit	150, 190	4 screws for the case assembly (for additional locking)	A 91 99 003
④ Strain relief	150, 190, 230	1 strain relief, 2 screws	A 91 99 005
⑤ Set of battery clips	150, 190	nickel-plated, for 4 x 1.5 V mignon cells (AA)	A 91 90 013
⑥ Card guide	150, 190, 230	ABS, for slide-in of PCBs, max. 8 pcs (150) resp. 10 pcs (190, 230)	A 91 99 000
⑦ Tilt foot	150, 190, 230	ABS, off-white, snaps into the base, 1 pc	A 03 50 007
	150, 190, 230	ABS, pebble grey, snaps into the base, 1 pc	A 03 50 008



universal accessories on pages 178-187

LUX CASE 150, 190



LUX CASE 230

