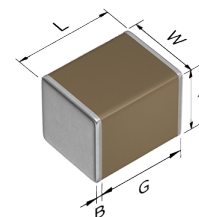


C3225X7R2J473M200AE



**TDK item description** C3225X7R2J473MT\*\*\*S

<b>Applications</b>	Commercial Grade Please refer to Part No. <a href="#">CGA6M4X7R2J473M200AE</a> for Automotive use.
<b>Feature</b>	Mid Voltage (100 to 630V) Soft Termination
<b>Series</b>	C3225 [EIA 1210]
<b>Status</b>	Production



Size	
Length(L)	3.20mm +0.50,-0.40mm
Width(W)	2.50mm ±0.30mm
Thickness(T)	2.00mm +0.30,-0.20mm
Terminal Width(B)	0.20mm Min.
Terminal Spacing(G)	
Recommended Land Pattern (PA)	2.00mm to 2.40mm
Recommended Land Pattern (PB)	1.00mm to 1.20mm
Recommended Land Pattern (PC)	1.90mm to 2.50mm

Electrical Characteristics	
Capacitance	47nF ±20%
Rated Voltage	630VDC
Temperature Characteristic	X7R(±15%)
Dissipation Factor (Max.)	3%
Insulation Resistance (Min.)	10000MΩ

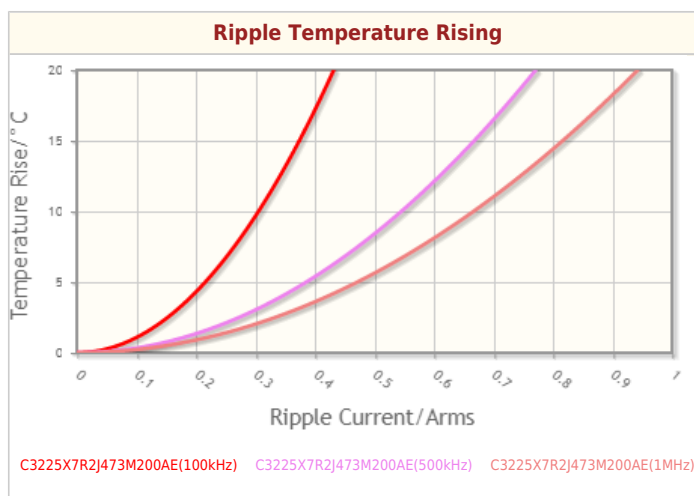
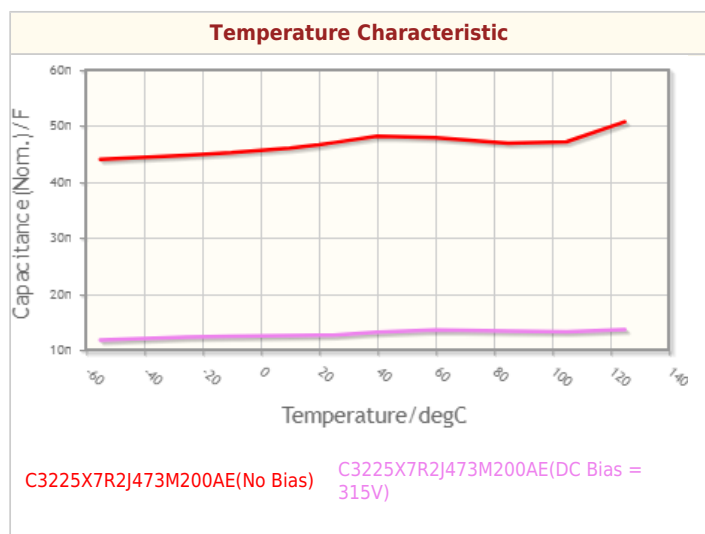
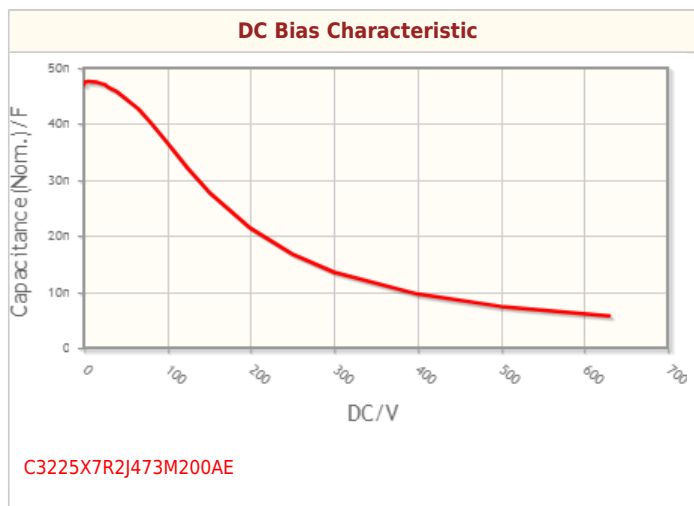
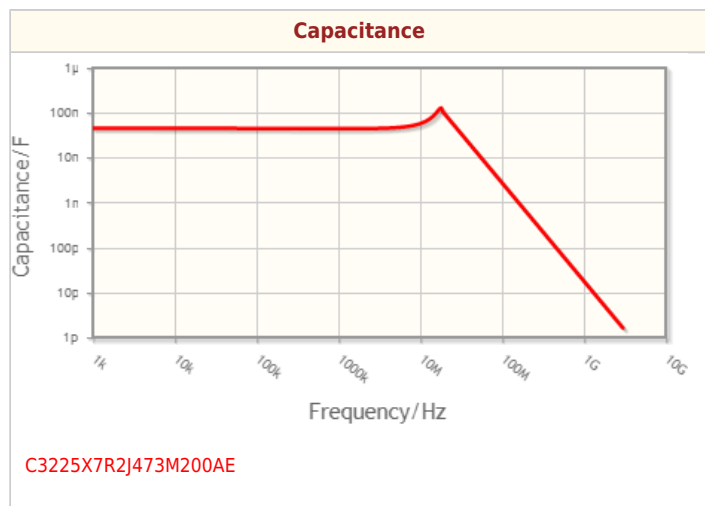
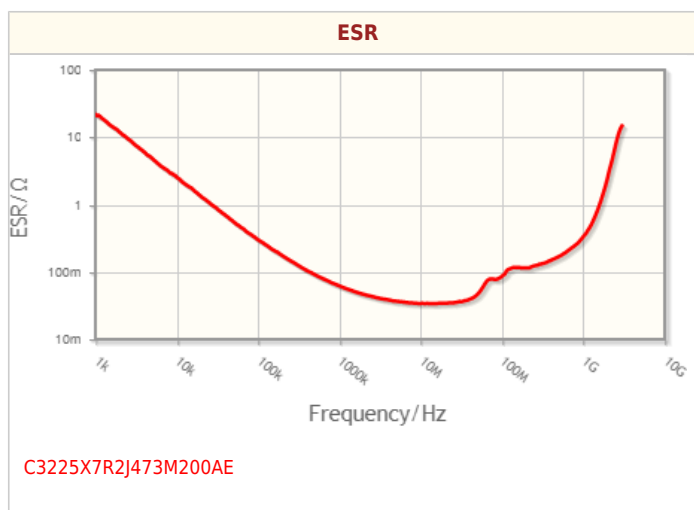
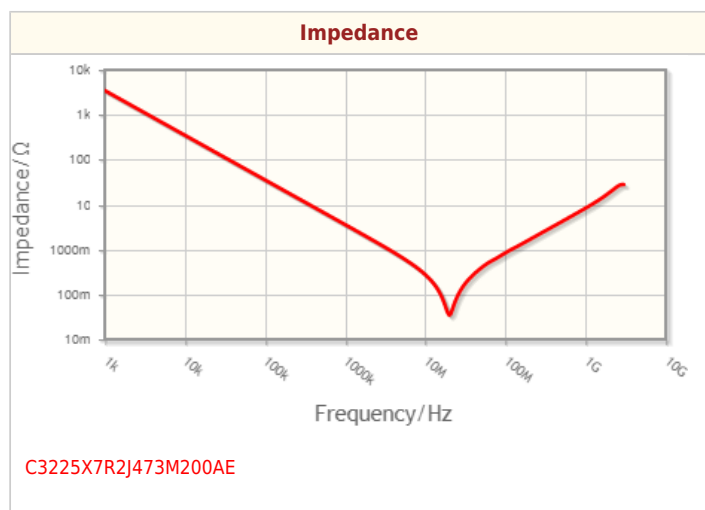
Other	
Soldering Method	Reflow
AEC-Q200	No
Packing	Blister (Plastic)Taping [180mm Reel]
Package Quantity	1000pcs

! Images are for reference only and show exemplary products.  
! This PDF document was created based on the data listed on the TDK Corporation website.  
! All specifications are subject to change without notice.

C3225X7R2J473M200AE

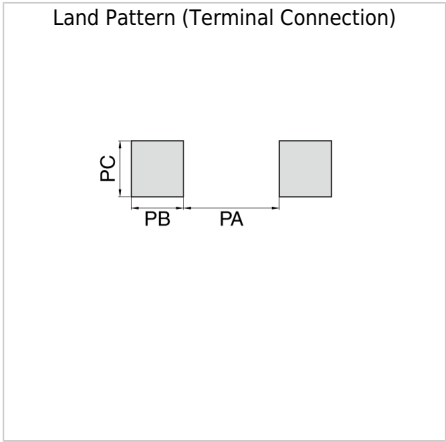


## Characteristic Graphs(This is reference data, and does not guarantee the products characteristics.)





### Associated Images



! Images are for reference only and show exemplary products.  
! This PDF document was created based on the data listed on the TDK Corporation website.  
! All specifications are subject to change without notice.