

## Mini feed-through terminal block - MBK 2,5/E - 1414006

Please be informed that the data shown in this PDF Document is generated from our Online Catalog. Please find the complete data in the user's documentation. Our General Terms of Use for Downloads are valid  
(<http://phoenixcontact.com/download>)




Mini feed-through terminal block, nom. voltage: 250 V, nominal current: 24 A, connection method: Screw connection, number of connections: 2, cross section: 0.2 mm<sup>2</sup> - 2.5 mm<sup>2</sup>, AWG: 24 - 14, width: 5.2 mm, color: gray, mounting type: NS 15

### Your advantages

- ✓ Separating disks, partition plates, and test sockets complete the range of accessories
- ✓ Space saving thanks to compact design and mounting option on a 15 mm DIN rail
- ✓ Clear arrangement thanks to marking of all terminal points
- ✓ Easy potential distribution thanks to standardized plug-in bridges



### Key Commercial Data

Packing unit	1 pc
Minimum order quantity	50 pc
GTIN	 4 017918 021269
GTIN	4017918021269
Weight per Piece (excluding packing)	4.400 g
Custom tariff number	85369010
Country of origin	India

### Technical data

#### General

Number of levels	1
Number of connections	2
Potentials	1
Nominal cross section	2.5 mm <sup>2</sup>
Color	gray

# Mini feed-through terminal block - MBK 2,5/E - 1414006

## Technical data

### General

Insulating material	PA
Flammability rating according to UL 94	V2
Rated surge voltage	4 kV
Degree of pollution	3
Overvoltage category	III
Insulating material group	I
Maximum power dissipation for nominal condition	0.77 W
Maximum load current	24 A (with a 2.5 mm <sup>2</sup> conductor cross section)
Nominal current I <sub>N</sub>	24 A
Nominal voltage U <sub>N</sub>	250 V
Open side panel	Yes
Ambient temperature (operation)	-60 °C ... 85 °C
Ambient temperature (storage/transport)	-25 °C ... 55 °C (For a short time, not exceeding 24 h, -60 to +70 °C)
Permissible humidity (storage/transport)	30 % ... 70 %
Ambient temperature (assembly)	-5 °C ... 70 °C
Ambient temperature (actuation)	-5 °C ... 70 °C
Shock protection test specification	IEC 60529:2001-02
Back of the hand protection	guaranteed
Finger protection	guaranteed
Result of surge voltage test	Test passed
Result of power-frequency withstand voltage test	Test passed
Power frequency withstand voltage setpoint	1.5 kV
Result of the test for mechanical stability of terminal points (5 x conductor connection)	Test passed
Result of bending test	Test passed
Bending test rotation speed	10 rpm
Bending test turns	135
Bending test conductor cross section/weight	0.2 mm <sup>2</sup> / 0.2 kg
	2.5 mm <sup>2</sup> / 0.7 kg
Tensile test result	Test passed
Result of tight fit on support	Test passed
Tight fit on carrier	NS 15
Setpoint	1 N
Result of voltage-drop test	Test passed
Result of temperature-rise test	Test passed
Requirement temperature-rise test	Increase in temperature ≤ 45 K
Short circuit stability result	Test passed

## Mini feed-through terminal block - MBK 2,5/E - 1414006

### Technical data

#### General

Conductor cross section short circuit testing	2.5 mm <sup>2</sup>
Short-time current	0.3 kA
Result of thermal test	Test passed
Proof of thermal characteristics (needle flame) effective duration	30 s
Relative insulation material temperature index (Elec., UL 746 B)	125 °C
Temperature index of insulation material (DIN EN 60216-1 (VDE 0304-21))	125 °C
Static insulating material application in cold	-40 °C

#### Dimensions

Width	5.2 mm
End cover width	1 mm
Length	24.5 mm
Height NS 15	26.5 mm

#### Connection data

Connection	1 level
Connection method	Screw connection
Screw thread	M3
Stripping length	7 mm
Tightening torque, min	0.6 Nm
Tightening torque max	0.8 Nm
Connection in acc. with standard	IEC 60947-7-1
Conductor cross section solid min.	0.2 mm <sup>2</sup>
Conductor cross section solid max.	2.5 mm <sup>2</sup>
Conductor cross section AWG min.	24
Conductor cross section AWG max.	14
Conductor cross section flexible min.	0.2 mm <sup>2</sup>
Conductor cross section flexible max.	2.5 mm <sup>2</sup>
Min. AWG conductor cross section, flexible	24
Max. AWG conductor cross section, flexible	14
Conductor cross section flexible, with ferrule without plastic sleeve min.	0.25 mm <sup>2</sup>
Conductor cross section flexible, with ferrule without plastic sleeve max.	2.5 mm <sup>2</sup>
Conductor cross section flexible, with ferrule with plastic sleeve min.	0.25 mm <sup>2</sup>
Conductor cross section flexible, with ferrule with plastic sleeve max.	2.5 mm <sup>2</sup>
Cross section with insertion bridge, solid max.	2.5 mm <sup>2</sup>
Cross section with insertion bridge, stranded max.	2.5 mm <sup>2</sup>
2 conductors with same cross section, solid min.	0.2 mm <sup>2</sup>
2 conductors with same cross section, solid max.	0.75 mm <sup>2</sup>

## Mini feed-through terminal block - MBK 2,5/E - 1414006

### Technical data

#### Connection data

2 conductors with same cross section, stranded min.	0.2 mm <sup>2</sup>
2 conductors with same cross section, stranded max.	0.75 mm <sup>2</sup>
Two conductors with the same cross section, flexible, with TWIN ferrules, with plastic sleeve, minimum	0.5 mm <sup>2</sup>
Two conductors with the same cross section, flexible, with TWIN ferrules, with plastic sleeve, maximum	1.5 mm <sup>2</sup>
Two conductors with the same cross section stranded, with ferrule and without plastic sleeve, minimum	0.25 mm <sup>2</sup>
Two conductors with the same cross section stranded, with ferrule and without plastic sleeve, maximum	0.75 mm <sup>2</sup>
Connection in acc. with standard	IEC/EN 60079-7
Conductor cross section solid min.	0.2 mm <sup>2</sup>
Conductor cross section solid max.	2.5 mm <sup>2</sup>
Conductor cross section AWG min.	24
Conductor cross section AWG max.	14
Conductor cross section flexible min.	0.2 mm <sup>2</sup>
Conductor cross section flexible max.	2.5 mm <sup>2</sup>
Internal cylindrical gage	A3

#### Standards and Regulations

Connection in acc. with standard	CSA
	IEC 60947-7-1
Flammability rating according to UL 94	V2

#### Environmental Product Compliance

REACH SVHC	Lead 7439-92-1
China RoHS	Environmentally Friendly Use Period = 50 years
	For details about hazardous substances go to tab "Downloads", Category "Manufacturer's declaration"

### Drawings

Circuit diagram



## Mini feed-through terminal block - MBK 2,5/E - 1414006

### Classifications

#### eCl@ss

eCl@ss 10.0.1	27141120
eCl@ss 4.0	27141100
eCl@ss 4.1	27141100
eCl@ss 5.0	27141100
eCl@ss 5.1	27141100
eCl@ss 6.0	27141100
eCl@ss 7.0	27141120
eCl@ss 8.0	27141120
eCl@ss 9.0	27141120

#### ETIM

ETIM 2.0	EC000897
ETIM 3.0	EC000897
ETIM 4.0	EC000897
ETIM 5.0	EC000897
ETIM 6.0	EC000897
ETIM 7.0	EC000897

#### UNSPSC

UNSPSC 6.01	30211811
UNSPSC 7.0901	39121410
UNSPSC 11	39121410
UNSPSC 12.01	39121410
UNSPSC 13.2	39121410
UNSPSC 18.0	39121410
UNSPSC 19.0	39121410
UNSPSC 20.0	39121410
UNSPSC 21.0	39121410

### Approvals

#### Approvals

---

#### Approvals

CSA / UL Recognized / cUL Recognized / EAC / EAC / cULus Recognized

---


## Mini feed-through terminal block - MBK 2,5/E - 1414006


### Approvals


Ex Approvals


IECEX / ATEX / EAC Ex


#### Approval details

CSA		<a href="http://www.csagroup.org/services-industries/product-listing/">http://www.csagroup.org/services-industries/product-listing/</a>	13631
Nominal voltage UN		300 V	
Nominal current IN		20 A	
mm²/AWG/kcmil		28-12	

UL Recognized		<a href="http://database.ul.com/cgi-bin/XYV/template/LISEXT/1FRAME/index.htm">http://database.ul.com/cgi-bin/XYV/template/LISEXT/1FRAME/index.htm</a>	FILE E 60425
Nominal voltage UN		300 V	
Nominal current IN		20 A	
mm²/AWG/kcmil		30-12	

cUL Recognized		<a href="http://database.ul.com/cgi-bin/XYV/template/LISEXT/1FRAME/index.htm">http://database.ul.com/cgi-bin/XYV/template/LISEXT/1FRAME/index.htm</a>	FILE E 60425
Nominal voltage UN		300 V	
Nominal current IN		20 A	
mm²/AWG/kcmil		30-12	

EAC		EAC-Zulassung	
-----	---	---------------	--

EAC		RU C- DE.A*30.B.01742	
-----	---	--------------------------	--

## Mini feed-through terminal block - MBK 2,5/E - 1414006

### Approvals

cULus Recognized



### Accessories

#### Accessories

##### DIN rail

DIN rail, unperforated - NS 15 UNPERF 2000MM - 1401695



DIN rail, unperforated, Standard profile, width: 15 mm, height: 5 mm, acc. to EN 60715, material: Steel, galvanized, passivated with a thick layer, length: 2000 mm, color: silver

DIN rail perforated - NS 15 PERF 2000MM - 1401682



DIN rail perforated, Standard profile, width: 15 mm, height: 5.5 mm, acc. to EN 60715, material: Steel, galvanized, passivated with a thick layer, length: 2000 mm, color: silver

DIN rail perforated - NS 15 AL PERF 2000MM - 1401763



DIN rail perforated, Standard profile, width: 15 mm, height: 5.5 mm, acc. to EN 60715, material: Aluminum, uncoated, length: 2000 mm, color: silver

DIN rail perforated - NS 15 WH PERF 2000MM - 1204096



DIN rail perforated, Standard profile, width: 15 mm, height: 5.5 mm, acc. to EN 60715, material: Steel, Galvanized, white passivated, length: 2000 mm, color: silver

### End block

## Mini feed-through terminal block - MBK 2,5/E - 1414006

### Accessories

End clamp - E/MBK - 1401637



End clamp, width: 6.2 mm, color: gray

---

End clamp - E/MK - 1421633



End clamp, width: 6.2 mm, color: gray

---

End clamp - E/MK 1 - 1421659



End clamp width: 6 mm, color: gray

---

### End cover

End cover - D-MBK 2,5/E - 1414035



End cover, length: 24.5 mm, width: 1 mm, height: 20.9 mm, color: gray

---

### Insertion bridge

Insertion bridge - EB 2- 5 - 1401158



Insertion bridge, pitch: 5 mm, number of positions: 2, color: gray



## Mini feed-through terminal block - MBK 2,5/E - 1414006

### Accessories

---

Insertion bridge - EB 3- 5 - 1401145



Insertion bridge, pitch: 5 mm, number of positions: 3, color: gray

---

Insertion bridge - EB 10- 5 - 1401132



Insertion bridge, pitch: 5.2 mm, number of positions: 10, color: gray

---

### Labeled terminal marker

Marker pin Zack strip - BN-ZB 5,2/WH CUS - 0824271



Marker pin Zack strip, Strip, can be ordered: Strip, white, labeled according to customer specifications, mounting type: plug in, for terminal block width: 5.2 mm, lettering field size: 4 x 4 mm, Number of individual labels: 10

---

Marker for terminal blocks - UC-TMN 5,2 CUS - 0826857



Marker for terminal blocks, can be ordered: by sheet, white, labeled according to customer specifications, mounting type: plug in, for terminal block width: 5.2 mm, lettering field size: 3.97 x 4.6 mm, Number of individual labels: 96

---

### Partition plate

## Mini feed-through terminal block - MBK 2,5/E - 1414006

### Accessories

Partition plate - ATP-MBK - 1413227



Partition plate, length: 42.5 mm, width: 2.5 mm, height: 30.5 mm, color: gray

---

### Screw bridge

Fixed bridge - FBRNI 2-5 N - 3000175



Fixed bridge, pitch: 5 mm, number of positions: 2, color: silver

---

Fixed bridge - FBRNI 3-5 N - 3000162



Fixed bridge, pitch: 5 mm, number of positions: 3, color: silver

---

Fixed bridge - FBRNI 4-5 N - 3000159



Fixed bridge, pitch: 5 mm, number of positions: 4, color: silver

---

Fixed bridge - FBRNI 10-5 N - 2770639



Fixed bridge, pitch: 5.2 mm, number of positions: 10, color: silver

---

## Mini feed-through terminal block - MBK 2,5/E - 1414006

### Accessories

Fixed bridge - FBRNI 20-5 N - 3000609



Fixed bridge, number of positions: 20, color: silver

---

### Screwdriver tools

Screwdriver - SZS 0,6X3,5 - 1205053



Actuation tool, for ST terminal blocks, insulated, also suitable for use as a bladed screwdriver, size: 0.6 x 3.5 x 100 mm, 2-component grip, with non-slip grip

---

### Terminal marking

Marker pin Zack strip - BN-ZB 5,2/WH:UNBEDRUCKT - 1401815



Marker pin Zack strip, Strip, white, unlabeled, can be labeled with: CMS-P1-PLOTTER, mounting type: plug in, for terminal block width: 5.2 mm, lettering field size: 4 x 4 mm, Number of individual labels: 10

---

Marker for terminal blocks - UC-TMN 5,2 - 0822945



Marker for terminal blocks, Sheet, white, unlabeled, can be labeled with: BLUEMARK ID COLOR, BLUEMARK ID, BLUEMARK CLED, PLOTMARK, CMS-P1-PLOTTER, mounting type: plug in, for terminal block width: 5.2 mm, lettering field size: 3.97 x 4.6 mm, Number of individual labels: 96

---

### Test plug terminal block

## Mini feed-through terminal block - MBK 2,5/E - 1414006

### Accessories

Reducing plug - RPS - 0201647



Reducing plug, color: gray

---

### Test socket

Female test connector - PSBJ 3/13/4 - 0201304



Female test connector, color: silver

---

Female test connector - PSB 3/10/4 - 0601292



Female test connector, color: silver