

OSLON® 16 PowerCluster IR

ILR-IO16-xxxx-SC201-xx Series

Product Overview

At the heart of each PowerCluster are 16 OSRAM IR OSLON® Black Series LEDs, which are today's smallest infrared LED with more than one watt of optical power. The small package with an integrated Lens allows superior, compact arrangements of very high power density. PowerClusters are compact, powerful LED light sources built on aluminium substrates for optimal thermal management. Available with 200mm wires as standard.



Applications

- Surveillance systems
- IR illumination for cameras
- Machine vision
- Night vision light
- Driver assistance systems

Technical Features

- OSLON® 16 PowerCluster IRs contain 16 OSRAM IR OSLON Black Series LEDs
- Up to 100,000 Hour lifetime to 70% of original brightness
- Mounting holes using M3 screws allows easy installation
- Size (L x W x H) : 30mm x 30mm x 4mm
- Secondary Lens can be fitted – check options in suitable Lens and Reflector section
- Suitable Heat Sinks available – check options in Heat Sink section
- Matching Power Supply available - check options in Power Supply section
- PowerClusters can be linked together to produce longer chains
- Current range 100 to 1,000mA

*This datasheet should be read in conjunction with the relevant OSRAM Opto Semiconductors data on the LED used

Important Information and Precautions

- The PowerCluster's LED, when powered up, is very bright. Thus it is advised that you do not look directly at it. Turn the PowerCluster away from you and do not shine into the eyes of others.
- PowerClusters will overheat in operation if not attached to a suitable Heat Sink. Over heating can cause failure or irreparable damage.
- Do not operate PowerClusters with a Power Supply with unlimited current. Connection to constant voltage Power Supplies that are not current limited may cause the PowerCluster to consume current above the specified maximum and cause failure or irreparable damage.
- PowerClusters, when operated, can reach high temperatures thus there is risk of injury if they are touched.
- DO NOT HOT PLUG ON LED SIDE OF POWER SUPPLY.

Product Options

ILS Part Number	IR centroid wavelength	Radiant intensity IF = 1 A, tp = 10 ms	Forward Voltage		Radiance Angle [half power]	Relevant OSRAM LED Data Sheet
			IF = 1 A, tp = 100 μ s	IF = 5 A, tp = 100 μ s		
ILR-IO 16-85NL-SC201-WIR200.	850	9600mW	24.0 volts	32.0 volts	$\pm 45^\circ$ C	SFH4715
ILR-IO 16-85SL-SC201-WIR200.	Stack 850	17212mW	48.0 volts	56.0 volts	$\pm 45^\circ$ C	SFH4715S
ILR-IO 16-94SL-SC201-WIR200.	Stack 940	14960mW	44.8 volts	56.0 volts	$\pm 45^\circ$ C	SFH4725S

* Due to the special conditions of the manufacturing processes of LEDs, the typical data of technical parameters can only reflect statistical figures and do not necessarily correspond to the actual parameters of each single product which could differ from the typical data.

§ Tolerance +/- 10%

† Measured with 20mS 350mA pulse at 25 °c

Minimum and Maximum Ratings

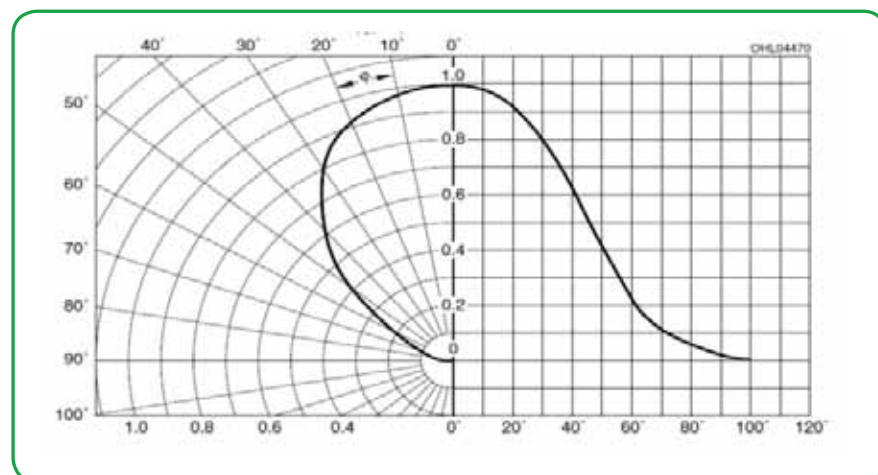
ILS Part Number	Operating Temperature at Tc-Point [°C] *	Storage Temperature [°C] *	Maximum Current per chip [mA] *	Surge Current per chip [mA] *	Reverse Voltage [Vdc] *
ILR-IO 16-85NL-SC201-WIR200.	70 °C	-40 °C to +125 °C	1000mA	5000mA	1 volt
ILR-IO 16-85SL-SC201-WIR200.	70 °C	-40 °C to +125 °C	1000mA	5000mA	1 volt
ILR-IO 16-94SL-SC201-WIR200.	70 °C	-40 °C to +125 °C	1000mA	5000mA	1 volt

* Exceeding maximum ratings for operating and storage temperature will reduce expected life time or destroy the LED module.

Exceeding maximum ratings for operating voltage will cause hazardous overload and will likely destroy the LED module.

The temperature of the LED module must be measured at the Tc-Point according to EN60598-1 in a thermally constant status with a temperature sensor or a temperature sensitive label.

Radiation of single LED



3D drawing files are available on request from ILS. Please call or email



Intelligent LED Solutions, 3 Clerewater Place, Lower Way, Thatcham, Berkshire RG19 3RF UK
Telephone : +44 (0)1635 294606 Fax : +44 (0)1635 869200 Email: info@i-led.co.uk www.i-led.co.uk
A division of Intelligent Group Solutions Ltd

OSLON® 16 PowerCluster IR Lens and Reflector Options

LEDIL precision-engineered Lenses and Reflectors allow for rapid deployment of all types of light fixtures, including street lights, wall-wash, high-bay, sconces, emergency beacons, parking garage/low-bay, MR and AR downlights, and dock lights. Precision-engineered for maximum efficiency and durability, LEDIL Lenses and Reflectors are released alongside the latest product releases from our LED suppliers. You select the best LED for the application; choose LEDIL and you're selecting the best optical solution as well.



Currently we do not have any Lens or Reflectors for these products.

OSLON® 16 PowerCluster IR Heat Sink Options

ILS has recently introduced a series of Aluminium Alloy Heat Sinks to be used with our standard range of PowerStars and PowerClusters. These Heat Sinks are supplied with fixing screws for the light engine and for fixing to a base plate. They also come with Thermal Interface Material (TIM) attached to the top surface. Available in Black, Red, Silver and Blue colour variants. More versions will be introduced over the coming months and we are also happy to manufacture custom Heat Sinks to your request.

	Operates under the recommended ILS junction temperature
	Operates under the recommended LED maximum junction temperature
	Not suitable for use
N/A	Heat Sink not designed for use with this product




ILS Product		No Heat Sink, in free air	ILA-HEATSINK-STAR-50X20MM.	ILA-HEATSINK-STAR-50X40MM.	ILA-HEATSINK-STAR-50X60MM.	ILA-HEATSINK-STAR-50X80MM.	ILA-HEATSINK-CLUSTER-70X70X55MM.	ILA-HEATSINK-CLUSTER-78X46X25MM.
Oslon 1 IR PowerStar	350mA							
	700mA							
	1000mA							
Oslon 4 IR PowerStar	350mA							
	700mA							
	1000mA							
Oslon 9 IR PowerStars	350mA							
	700mA							
	1000mA							
Oslon 16 IR PowerCluster	350mA							
	700mA							
	1000mA							
Dragon 1 IR PowerStar	350mA							
	700mA							
	1000mA							



OSLON® 16 PowerCluster IR Power Supply Options

ILS has a comprehensive range of standard Power Supplies. The table below shows the total number of ILS products each Power Supply can drive.

Additional Power Supplies are being introduced so please call us or check our website for the latest offering.

ILS Driver Part No.	Rating	Current	OSLON® 16+ PowerCluster IR	
IZC045-040A-9266C-SA	40W	450 mA dim	1	
IZC070-050A-9267C-SA	50W	700 mA dim	1	
IZC070-075A-9267C-SA	75W	700 mA dim	1-2	
OT 42/220-240/500 E	42W	500mA	1	
OT 42/220-240/350 E	42W	350mA	1-2	

Thermal Interface Material Options

ILS have produced a range of High-performance, cost effective Thermal Interface Materials to match perfectly their standard products.

Our product fills the air pockets between the two surfaces, forming a continuous layer to conduct heat away from the LED to the Heat Sink.

ILS offer our TIM in three options – double sided adhesive, single sided adhesive and non adhesive.

Product	Non Adhesive	Single Sided Adhesive	Double Sided Adhesive
Star	ILA-TIM-STAR-0A	ILA-TIM-STAR-1A	ILA-TIM-STAR-2A.
25x25mm Cluster	ILA-TIM-CLUSTER-25x25-0A	ILA-TIM-CLUSTER-25x25-1A	ILA-TIM-CLUSTER-25x25-2A.
30x30mm Cluster	ILA-TIM-CLUSTER-30x30-0A	ILA-TIM-CLUSTER-30x30-1A	ILA-TIM-CLUSTER-30x30-2A.
300x20mm Strip	ILA-TIM-STRIP-300x20-0A	ILA-TIM-STRIP300x20-1A	ILA-TIM-STRIP-300x20-2A.
25x15mm Strip	ILA-TIM-STRIP-25x15-0A	ILA-TIM-STRIP-25x15-1A	ILA-TIM-STRIP-25x15-2A.
58x58mm Square	ILA-TIM-SQUARE-58X58-0A	ILA-TIM-SQUARE-58X58-1A	ILA-TIM-SQUARE-58X58-2A.

Other sizes are available, including customised parts

Assembly Information

- The mounting of the OSOLON® 16 PowerCluster IR has to be on a metal Heat Sink.
- In order to optimise the thermal management, the metal surface needs to be clean (dirt and oil free) and planar for the best contact with the LED module. A thermal grease or heat transfer material is highly recommended.

Safety Information

- The LED module itself and all its components must not be mechanically stressed.
- Assembly must not damage or destroy conducting paths on the circuit board.
- The mounting of the module is carried out by attaching it at the mounting holes. Metal mounting screws must be insulated with synthetic washers to prevent circuit board damage and possible short circuiting.
- To avoid mechanical damage to the connecting cables, the boards should be attached securely to the intended substrate. Heavy vibration should be avoided.
- Observe correct polarity!
- Depending on the product, incorrect polarity will lead to emission of red or no light. The module can be destroyed!
- Pay attention to standard ESD precautions when installing the OSOLON® 16 PowerCluster IRs.
- The OSOLON 16 PowerCluster IRs, as manufactured, have no conformal coating and therefore offer no inherent protection against corrosion.
- Damage by corrosion will not be accepted as a materials defect claim. It is the user's responsibility to provide suitable protection against corrosive agents such as moisture and condensation and other harmful elements.
- For outdoor usage, a housing is definitely required to protect the board against environmental influences. The design of the housing must correspond to the IP standards in the application. It is also the responsibility of the user to ensure any housings or modifications keep the T_c junction temperature to within stated ranges.
- To also ease the luminaire/installation approval, electronic control gear for LED or LED modules should carry the CE mark and be ENEC certified. In Europe the declarations of conformity must include the following standards: CE: EC 61374-2-13, EN 55015, IEC 61547 and IEC 61000-3-2 - ENEC: 61374-2-13 and IEC/EN 62384.
- Depending on the mode of operation, these devices emit highly concentrated non visible infrared light which can be hazardous to the human eye. Products which incorporate these devices have to follow the safety precautions given in IEC 60825-1 and IEC 62471.

For further information please contact ILS

The values contained in this data sheet can change due to technical innovations. Any such changes will be made without separate notification.