

Four-Way Power Divider 10 - 2000 MHz

DS-409-4

V2.00

Features

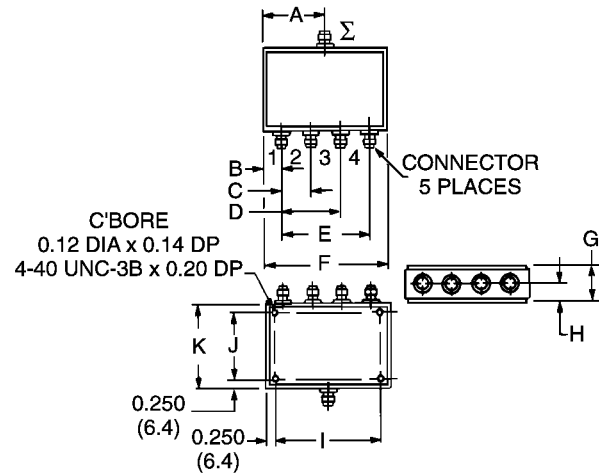
- Broad Frequency Range
- Low Loss — Typically 1.0 dB

Guaranteed Specifications*

(From -55°C to +85°C)

Frequency Range	10-2000 MHz
Insertion Loss (Less coupling)	0.8 dB Max
10-30 MHz	0.6 dB Max
30-100 MHz	1.25 dB Max
100-1000 MHz	1.5 dB Max
1000-2000 MHz	
Isolation	15 dB Min
10-30 MHz	20 dB Min
30-100 MHz	25 dB Min
100-1000 MHz	20 dB Min
1000-2000 MHz	
Amplitude Balance	0.25 dB Max
10-30 MHz	0.25 dB Max
30-100 MHz	0.5 dB Max
100-1000 MHz	1.0 dB Max
1000-2000 MHz	
Phase Balance	2.5° Max
10-30 MHz	2.5° Max
30-100 MHz	5.0° Max
100-1000 MHz	10.0° Max
1000-2000 MHz	
VSWR (All Ports)	2.0:1 Max
10-30 MHz	1.5:1 Max
30-100 MHz	1.5:1 Max
100-1000 MHz	1.75:1 Max
1000-2000 MHz	

C-17



Dimensions in () are in mm.
Unless Otherwise Noted: .xxx ± 0.015 (.x ± 0.4)
Weight (Approx): 10.58 ounces 300 grams

	A	B	C	D	E	F	G	H	I	J	K
DS-409-4	1.625 (40.34)	0.593 (15.06)	0.688 (17.47)	1.376 (34.95)	2.064 (52.42)	3.250 (82.6)	0.770± 0.020 (19.6± 0.5)	0.375± 0.020 (9.5± 0.5)	2.750 (69.9)	1.000 (25.4)	1.500 (38.1)

Operating Characteristics

Impedance	50 Ohms Nominal
Maximum Power Rating or Input Power	5.0 Watts Max
Internal Load Dissipation	0.5 Watt Max

Environmental

MIL-STD-202 screening available.

* All specifications apply with 50 ohm source and load impedance.

Ordering Information

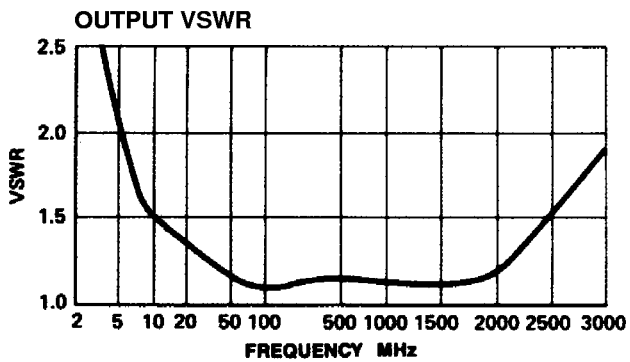
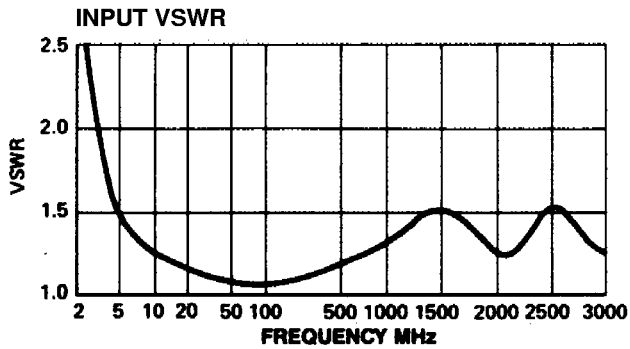
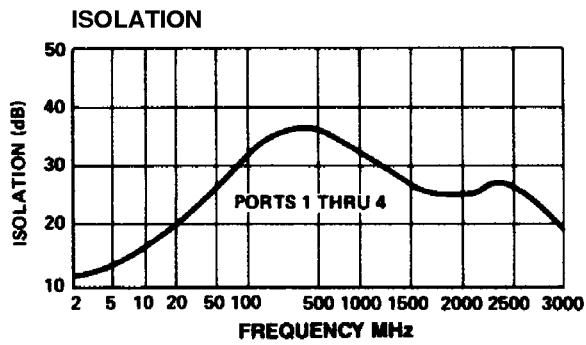
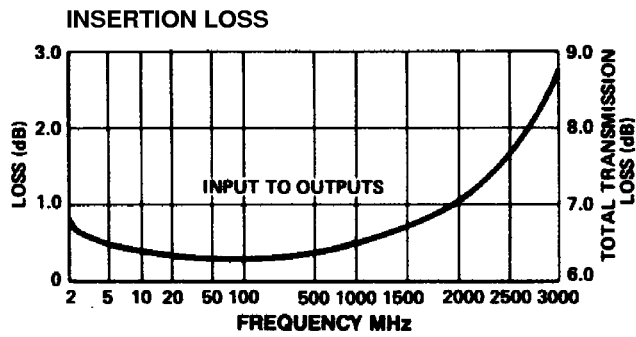
Model No.	Package
DS-409-4 BNC	Connectorized
DS-409-4 SMA	Connectorized

Specifications Subject to Change Without Notice.

M/A-COM, Inc.

North America: Tel. (800) 366-2266 ■ Asia/Pacific: Tel. +81 (03) 3226-1671 ■ Europe: Tel. +44 (1344) 869 595
Fax (800) 618-8883 Fax +81 (03) 3226-1451 Fax +44 (1344) 300 020

Typical Performance



Specifications Subject to Change Without Notice.