



# Thick Film Semi-Precision Metal Glaze™ Power Resistors

## GS-3 Series

- Superior surge performance
- Resistance range from 1Ω - 3MΩ
- Standard tolerances of ±1%, ±2%, ±5%
- Power rating of 3W @25°C; 2W @70°C
- Effective as carbon composite replacement



# OBSOLETE

 All Pb-free parts comply with EU Directive 2011/65/EU (RoHS2)

## Electrical Data

Part Number	Power Rating (Watts)	Resistance Range (Ohms)	Tolerance (±%)	TCR (±ppm/°C)	Maximum Operating Voltage (Volts)	Dielectric Withstanding Voltage (Volts)
GS-3	2.0 (@ 70°C) 3.0 (@ 25°C)	1.0 - 3M	1, 2, 5	50 (>10Ω) 100, 200 (≥ 1Ω)	1000	1000

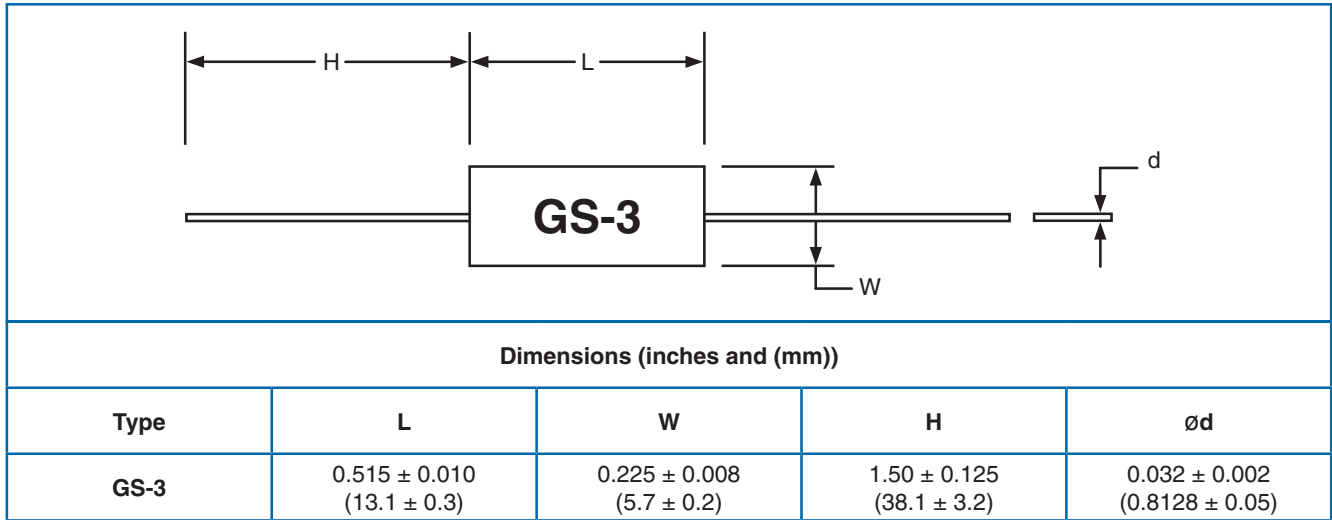
## Environmental Data

Test		Maximum ΔR Limits			
		MIL-R-26	MIL-R-10509D	MIL-R-22684	GS-3
TCR	±ppm/°C	30	100	200	100/50
Load life	%ΔR	0.5	1.0	2.0	2.0
Short term overload	%ΔR	0.20	0.50	0.50	0.20
Moisture	%ΔR	0.20	1.50	1.50	0.40
Temperature Cycling	%ΔR	0.20	0.50	-	0.20
Solder Effect	%ΔR	-	0.50	0.50	0.20
Termination Strength	%ΔR	0.10	0.20	0.50	0.10
Shock	%ΔR	0.10	0.50	0.50	0.10
Vibration	%ΔR	0.10	0.50	0.50	0.10
Operating Temperature		-55°C to +175°C			

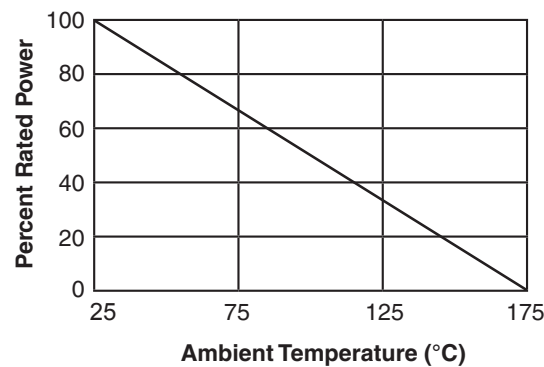
### General Note

TT Electronics reserves the right to make changes in product specification without notice or liability.  
All information is subject to TT Electronics' own data and is considered accurate at time of going to print.

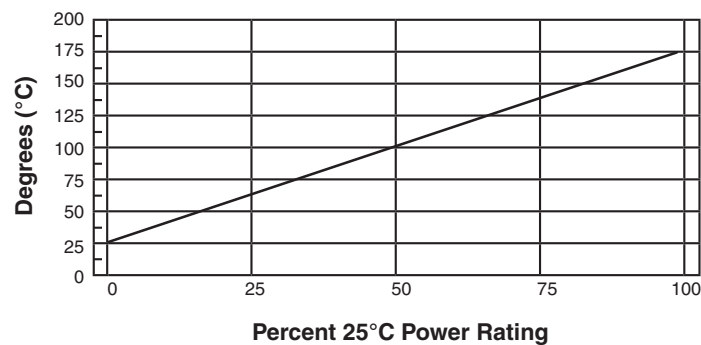
Physical Data



Power Derating Chart



Hot Spot Temperature +25°C Ambient



General Note

TT Electronics reserves the right to make changes in product specification without notice or liability.  
All information is subject to TT Electronics' own data and is considered accurate at time of going to print.

OBSOLETE

# Ordering Data

Sample Part No. ....

GS

-

3

100

1000

J

LF

IRC Type .....

GS = (Fixed Film Resistor High Stability)

Power Rating .....

3 = 3W @ 25°C / 2W @ 70°C

TCR Characteristics .....

50 = ±50 ppm/°C  
100 = ±100 ppm/°C  
200 = ±200 ppm/°C  
(available on values greater than 10 ohms)

Resistance Value .....

(100 ohms and greater - First 3 significant digits plus 4th digit multiplier)  
Example: 100 ohms = 1000, 1000 ohms = 1001, 150,000 ohms = 1503  
(Less than 100 ohms - "R" is used to designate decimal)  
Example: 51 ohms = 51R0, 1 ohm = 1R00, 0.25 ohms = R250

Tolerance .....

F = ±1%, G = ±2%, J = ±5%

RoHS Compliance .....

LF = RoHS-compliant product  
Omit this code for SnPb finish

## General Note

TT Electronics reserves the right to make changes in product specification without notice or liability.  
All information is subject to TT Electronics' own data and is considered accurate at time of going to print.

# Mouser Electronics

Authorized Distributor

Click to View Pricing, Inventory, Delivery & Lifecycle Information:

[TT Electronics:](#)

[GS3T0 1.62K 1%TR](#) [GS3T0 13K 5%](#) [GS3T0 3.6K 5%](#)