| ENG. NO. | HEADER MATERIAL | FINISH OF PIN |
|---|---|---|
| 5569-NA1 | NYLON 66, UL94V-2, COLOR: NATURAL | MATTE TIN 2.54µm MIN. OVER NICKEL 1.27µm MIN. |
| -NA1-T | NYLON 66, UL94V-2, COLOR: NATURAL | |
| -NA1-210 | NYLON 66, UL94V-0, COLOR: NATURAL | |
| -NA1-210-T | NYLON 66, UL94V-0, COLOR: NATURAL | |
| -NA1-400 | NYLON 66, UL94V-0, COLOR: BLACK | |
| -NAG1 | NYLON 66, UL94V-2, COLOR: NATURAL | GOLD 0.76µm MIN. AND TIN OVER 2.54µm MIN. OVER NICKEL 1.27µm MIN. |
| -NA1G-T | NYLON 66, UL94V-2, COLOR: NATURAL | |
| -NAG1-210 | NYLON 66, UL94V-0, COLOR: NATURAL | |
| -NA1G-210-T | NYLON 66, UL94V-0, COLOR: NATURAL | |
| -NA1G-400 | NYLON 66, UL94V-0, COLOR: BLACK | |
| -NAIGS2 | NYLON 66, UL94V-2, COLOR: NATURAL | GOLD 0.38µm MIN. AND TIN OVER 2.54µm MIN. OVER NICKEL 1.27µm MIN. |
| -NAIGS2-210 | NYLON 66, UL94V-0, COLOR: NATURAL | |
| -NAIGS3 | NYLON 66, UL94V-2, COLOR: NATURAL | GOLD 1.27µm MIN. AND TIN OVER 2.54µm MIN. OVER NICKEL 1.27µm MIN. |
| 5569-NAIGS3-210 | NYLON 66, UL94V-0, COLOR: NATURAL | |

NOTES:
1. MATERIAL:
   HOUSING MATERIAL: SEE CHART
   TERMINAL MATERIAL: BRASS ALLOY
2. FINISH: SEE CHART
3. PRODUCT SPECIFICATION: PS-5556-001
4. PACKAGING SPECIFICATION: SEE CHART
   BULK PACKED PER PK-5569-NA* OR PK-5569-002
   TRAY PACKED PER PK-5569-004, 39295083 IS TRAY PACKED
5. MATES WITH 5557 SERIES MINIFIT JR RECEPTACLE
6. FOR THE 2 CIRCUITS HEADER, THIS DIMENSION IS 4.2 MM
7. DISCOLORATION IN THE BANDOLIER CARRIER AREA OF THE PIN IS INHERENT TO THE PLATING PROCESS AND IS DUE TO THE MASKING EFFECT OF THE CARRIER. THIS DISCOLORATION IS IN A NON-FUNCTIONAL AREA OF THE PIN AND WILL NOT AFFECT THE PERFORMANCE OF THE HEADER ASSEMBLY.
8. PARTS ARE NOT DESIGNED FOR CURRENT SHARING.
9. CONNECTORS ARE NOT TO BE MATED OR UNMATED WHILE CIRCUITS ARE LIVE.
10. PART CONFORMS TO CLASS "B" REQUIREMENTS OF COSMETIC SPECIFICATION PS-45499-002.
11. FORMING MARKS ON PINS ARE ACCEPTABLE.
12. CORNER CORE-OUTS ARE OPTIONAL AND MAY OR MAY NOT BE PRESENT.
13. TEXT ON PART IS FOR REFERENCE ONLY. TEXT AND TEXT LOCATION MAY VARY DEPENDING ON PART NUMBER AND/OR TOOL.

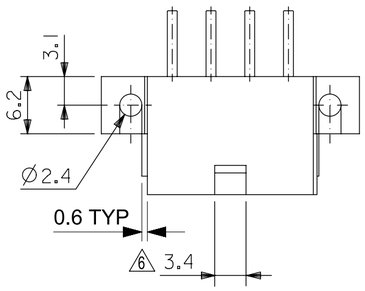


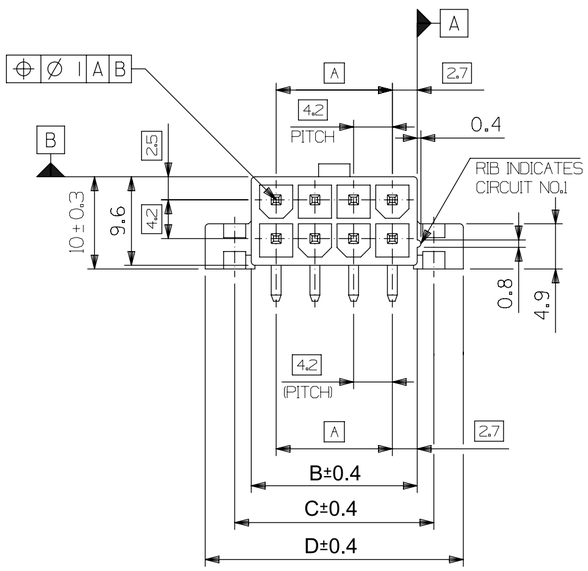


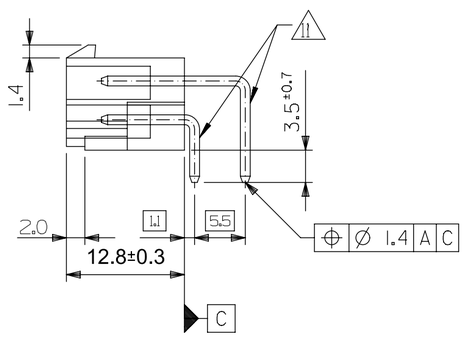


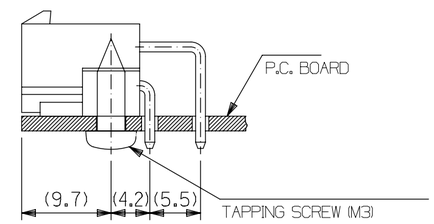


RECOMMENDED INSTALLATION

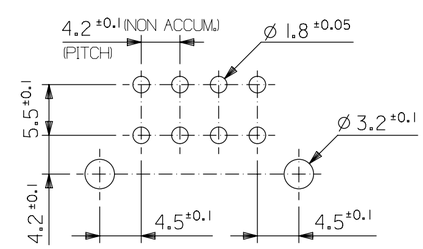


RECOMMENDED PCB HOLE LAYOUT
VIEWED FROM COMPONENT SIDE
1.78 MAX. THICK P.C. BOARD

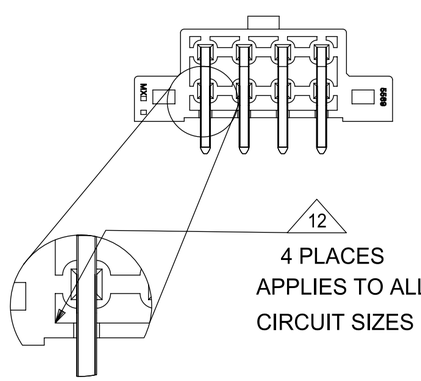


| | | | | |
|---|---|---|---|---|
| 61.6 | 55.2 | 51.6 | 46.2 | 24 |
| 57.4 | 51 | 47.4 | 42 | 22 |
| 53.2 | 46.8 | 43.2 | 37.8 | 20 |
| 49 | 42.6 | 39 | 33.6 | 18 |
| 44.8 | 38.4 | 34.8 | 29.4 | 16 |
| 40.6 | 34.2 | 30.6 | 25.2 | 14 |
| 36.4 | 30 | 26.4 | 21 | 12 |
| 32.2 | 25.8 | 22.2 | 16.8 | 10 |
| 28 | 21.6 | 18 | 12.6 | 8 |
| 23.8 | 17.4 | 13.8 | 8.4 | 6 |
| 19.6 | 13.2 | 9.6 | 4.2 | 4 |
| 15.4 | 9 | 5.4 | — | 2 |
| D | C | B | A | NO. OF CIRCUITS |

RELEASE STATUS | RELEASE DATE

QUALITY SYMBOLS: FA = 0; FC = 0; FD = 0; ▼ = 0; C = 0; ☒ = 0; ■ = 0; G = 0

THIS DRAWING CONTAINS INFORMATION THAT IS PROPRIETARY TO MOLEX ELECTRONIC TECHNOLOGIES, LLC AND SHOULD NOT BE USED WITHOUT WRITTEN PERMISSION

REV HDR MATL IN CHRT
EC NO: 118438 2017/06/21
DRWN: JQUILES 2017/06/26
CHK'D: JBELL 2017/06/28
APPR: FSMITH
REV: N

GENERAL TOLERANCES (UNLESS SPECIFIED)

| | MM | INCH |
|---|---|---|
| 4 PLACES | ± | ± |
| 3 PLACES | ± | ± |
| 2 PLACES | ± 0.2 | ± |
| 1 PLACES | ± 0.38 | ± |
| 0 PLACES | ± | ± |

ANGULAR TOL ± 3.0

DRAFT WHERE APPLICABLE MUST REMAIN WITHIN DIMENSIONS

DIMENSION UNITS: MM ONLY | SCALE: 2:1
DRWN BY: H. HIRAMOTO | DATE: '90/04/23
CHK'D BY: M. FUKUSHIMA | DATE: '91/07/04
APPR BY: M. ENOMOTO | DATE: '91/07/04
DRAWING SIZE: C | THIRD ANGLE PROJECTION

molex®

MINI FIT JR RIGHT ANGLE
HEADER ASSY WITH FLANGES

PRODUCT CUSTOMER DRAWING

| SERIES | MATERIAL NUMBER | CUSTOMER |
|---|---|---|
| 5569 | SEE CHART | GENERAL MARKET |

| DOCUMENT NUMBER | DOC TYPE | DOC PART | SHEET NUMBER |
|---|---|---|---|
| SD-5569-002 | PSD | 000 | 1 OF 2 |

FORMAT: Engdrgs-master-lb-pro5-C
REVISION: C
DATE: 2016/02/04

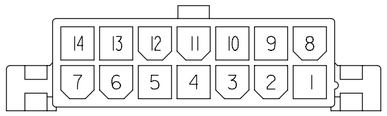


14 CKTS.

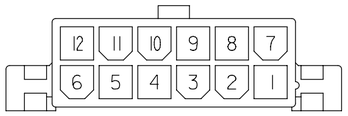


12 CKTS.

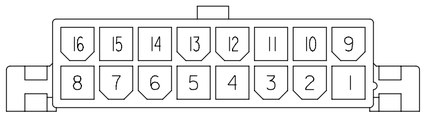


16 CKTS.

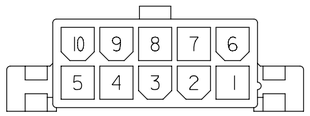


10 CKTS.

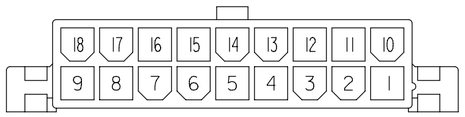


18 CKTS.

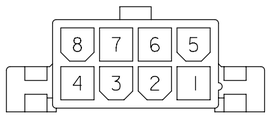


8 CKTS.

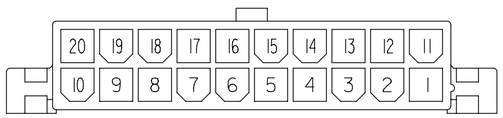


20 CKTS.

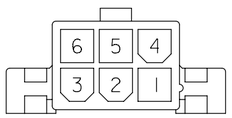


6 CKTS.

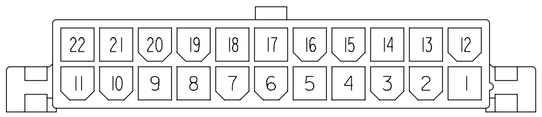


22 CKTS.

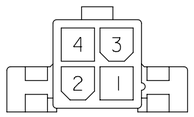


4 CKTS.

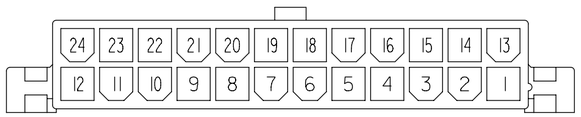


24 CKTS.

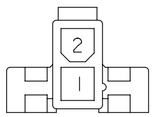


2 CKTS.

CIRCUIT SIZE LAYOUT
(SCALE 2:1)

| TRAY PACKED 4 | | | | | BULK PACKED 4 | | | | |
|---|---|---|---|---|---|---|---|---|---|
| 46999-0859 | 5569-24A1G-210-T | 46999-0835 | 5569-24A1-210-T | 24 | 39-29-4249 | 5569-24AG1-210 | 39-29-1247 | 5569-24A1-210 | 24 |
| -0858 | -22A1G-210-T | -0834 | -22A1-210-T | 22 | -4229 | -22AG1-210 | -1227 | -22A1-210 | 22 |
| -0857 | -20A1G-210-T | -0833 | -20A1-210-T | 20 | -4209 | -20AG1-210 | -1207 | -20A1-210 | 20 |
| -0856 | -18A1G-210-T | -0832 | -18A1-210-T | 18 | -4189 | -18AG1-210 | -1187 | -18A1-210 | 18 |
| -0855 | -16A1G-210-T | -0831 | -16A1-210-T | 16 | -4169 | -16AG1-210 | -1167 | -16A1-210 | 16 |
| -0854 | -14A1G-210-T | -0830 | -14A1-210-T | 14 | -4149 | -14AG1-210 | -1147 | -14A1-210 | 14 |
| -0853 | -12A1G-210-T | -0829 | -12A1-210-T | 12 | -4129 | -12AG1-210 | -1127 | -12A1-210 | 12 |
| -0852 | -10A1G-210-T | -0828 | -10A1-210-T | 10 | -4109 | -10AG1-210 | -1107 | -10A1-210 | 10 |
| -0851 | -08A1G-210-T | -0827 | -08A1-210-T | 8 | -4089 | -08AG1-210 | -1087 | -08A1-210 | 8 |
| -0850 | -06A1G-210-T | -0826 | -06A1-210-T | 6 | -4069 | -06AG1-210 | -1067 | -06A1-210 | 6 |
| -0849 | -04A1G-210-T | -0825 | -04A1-210-T | 4 | -4049 | -04AG1-210 | -1047 | -04A1-210 | 4 |
| 46999-0848 | 5569-02A1G-210-T | 46999-0824 | 5569-02A1-210-T | 2 | 39-29-4029 | 5569-02AG1-210 | 39-29-1027 | 5569-02A1-210 | 2 |
| EDP NO. | ENG. NO. | EDP NO. | ENG. NO. | CIRCUIT SIZE | EDP NO. | ENG. NO. | EDP NO. | ENG. NO. | CIRCUIT SIZE |
| 5569-NA1G-210-T | | 5569-NA1-210-T | | | 5569-NAG1-210 | | 5569-NA1-210 | | |
| 46999-0847 | 5569-24A1G-T | 46999-0823 | 5569-24A1-T | 24 | 39-29-5243 | 5569-24AG1 | 39-29-1248 | 5569-24A1 | 24 |
| -0846 | -22A1G-T | -0822 | -22A1-T | 22 | -5223 | -22AG1 | -1228 | -22A1 | 22 |
| -0845 | -20A1G-T | -0821 | -20A1-T | 20 | -5203 | -20AG1 | -1208 | -20A1 | 20 |
| -0844 | -18A1G-T | -0820 | -18A1-T | 18 | -5183 | -18AG1 | -1188 | -18A1 | 18 |
| -0843 | -16A1G-T | -0819 | -16A1-T | 16 | -5163 | -16AG1 | -1168 | -16A1 | 16 |
| -0842 | -14A1G-T | -0818 | -14A1-T | 14 | -5143 | -14AG1 | -1148 | -14A1 | 14 |
| -0841 | -12A1G-T | -0817 | -12A1-T | 12 | -5123 | -12AG1 | -1128 | -12A1 | 12 |
| -0840 | -10A1G-T | -0816 | -10A1-T | 10 | -5103 | -10AG1 | -1108 | -10A1 | 10 |
| -0839 | -08A1G-T | -0815 | -08A1-T | 8 | 4 -5083 | -08AG1 | -1088 | -08A1 | 8 |
| -0838 | -06A1G-T | -0814 | -06A1-T | 6 | -5063 | -06AG1 | -1068 | -06A1 | 6 |
| -0837 | -04A1G-T | -0813 | -04A1-T | 4 | -5043 | -04AG1 | -1048 | -04A1 | 4 |
| 46999-0836 | 5569-02A1G-T | 46999-0812 | 5569-02A1-T | 2 | 39-29-5023 | 5569-02AG1 | 39-29-1028 | 5569-02A1 | 2 |
| EDP NO. | ENG. NO. | EDP NO. | ENG. NO. | CIRCUIT SIZE | EDP NO. | ENG. NO. | EDP NO. | ENG. NO. | CIRCUIT SIZE |
| 5569-NA1G-T | | 5569-NA1-T | | | 5569-NAG1 | | 5569-NA1 | | |
| | | | | | | | | | 24 |
| | | | | | | | | | 22 |
| | | | | | | | | | 20 |
| | | | | | | | | | 18 |
| | | | | | | | | | 16 |
| | | | | | | | | | 14 |
| | | | | | | | | | 12 |
| | | | | | | | | | 10 |
| | | | | | | | | | 8 |
| | | | | | | | | | 6 |
| | | | | | 39-34-7045 | 5569-04AIGS3-210 | 39-34-7043 | 5569-04AIGS2-210 | 4 |
| | | | | | 39-34-7025 | 5569-02AIGS3-210 | 39-34-7023 | 5569-02AIGS2-210 | 2 |
| | | | | | EDP NO. | ENG. NO. | EDP NO. | ENG. NO. | CIRCUIT SIZE |
| TRAY PACKED 4 | | | | | 5569-NAIGS3-210 | | 5569-NAIGS2-210 | | |
| 46999-0791 | 5569-24A1G-400 | 46999-0779 | 5569-24A1-400 | 24 | | | | | 24 |
| -0790 | -22A1G-400 | -0778 | -22A1-400 | 22 | | | | | 22 |
| -0789 | -20A1G-400 | -0777 | -20A1-400 | 20 | | | | | 20 |
| -0788 | -18A1G-400 | -0776 | -18A1-400 | 18 | | | | | 18 |
| -0787 | -16A1G-400 | -0775 | -16A1-400 | 16 | | | | | 16 |
| -0786 | -14A1G-400 | -0774 | -14A1-400 | 14 | | | | | 14 |
| -0785 | -12A1G-400 | -0773 | -12A1-400 | 12 | | | | | 12 |
| -0784 | -10A1G-400 | -0772 | -10A1-400 | 10 | | | | | 10 |
| -0783 | -08A1G-400 | -0771 | -08A1-400 | 8 | | | | | 8 |
| -0782 | -06A1G-400 | -0770 | -06A1-400 | 6 | | | | | 6 |
| -0781 | -04A1G-400 | -0769 | -04A1-400 | 4 | 39-34-7044 | 5569-04AIGS3 | 39-34-7042 | 5569-04AIGS2 | 4 |
| 46999-0780 | 5569-02A1G-400 | 46999-0768 | 5569-02A1-400 | 2 | 39-34-7024 | 5569-02AIGS3 | 39-34-7022 | 5569-02AIGS2 | 2 |
| EDP NO. | ENG. NO. | EDP NO. | ENG. NO. | CIRCUIT SIZE | EDP NO. | ENG. NO. | EDP NO. | ENG. NO. | CIRCUIT SIZE |
| 5569-NA1G-400 | | 5569-NA1-400 | | | 5569-NAIGS3 | | 5569-NAIGS2 | | |

QUALITY SYMBOLS
FA = 0
FC = 0
FB = 0
▼ = 0
C = 0
☒ = 0
■ = 0
C = 0

REV HDR MATL IN CHRT 2017/06/21
EC NO: 118438 2017/06/26
DRWN: JQUILES 2017/06/28
CHK'D: JBELL
APPR: FSMITH
REV N

GENERAL TOLERANCES (UNLESS SPECIFIED)

| | MM | INCH |
|---|---|---|
| 4 PLACES | ± | ± |
| 3 PLACES | ± | ± |
| 2 PLACES | ± 0.2 | ± |
| 1 PLACES | ± 0.38 | ± |
| 0 PLACES | ± | ± |

ANGULAR TOL ± 3.0

DRAFT WHERE APPLICABLE MUST REMAIN WITHIN DIMENSIONS

THIS DRAWING CONTAINS INFORMATION THAT IS PROPRIETARY TO MOLEX ELECTRONIC TECHNOLOGIES, LLC AND SHOULD NOT BE USED WITHOUT WRITTEN PERMISSION

DIMENSION UNITS: MM ONLY
SCALE: 2:1
DRWN BY: H. HIRAMOTO DATE: '90/04/23
CHK'D BY: M. FUKUSHIMA DATE: '91/07/04
APPR BY: M. ENOMOTO DATE: '91/07/04
DRAWING SIZE: C
THIRD ANGLE PROJECTION

molex®

MINI FIT JR RIGHT ANGLE
HEADER ASSY WITH FLANGES

PRODUCT CUSTOMER DRAWING

| SERIES | MATERIAL NUMBER | CUSTOMER |
|---|---|---|
| 5569 | SEE CHART | GENERAL MARKET |

| DOCUMENT NUMBER | DOC TYPE | DOC PART | SHEET NUMBER |
|---|---|---|---|
| SD-5569-002 | PSD | 000 | 2 OF 2 |

| RELEASE STATUS | P1 | RELEASE DATE | 28.06.2017 17:16:00 |
|---|---|---|---|

FORMAT: Engärga-master-lb-pros-C
REVISION: C
DATE: 2016/02/04