



### Main

Range of product	Zelio Relay
Series name	Interface relay
Product or component type	Plug-in relay
Device short name	RSB
Contacts type and composition	1 C/O
Contacts operation	Standard
Control circuit voltage	24 V DC
[Ithe] conventional enclosed thermal current	12 A at -40...40 °C
Status LED	Without
Control type	Without pushbutton
Sale per indivisible quantity	10

### Complementary

Shape of pin	Flat Flat (PCB type)
Average resistance	1440 Ohm (DC) at 20 °C +/- 10 %
Rated operational voltage limits	19.2...26.4 V DC
[Ui] rated insulation voltage	400 V conforming to EN/IEC 60947
[Uimp] rated impulse withstand voltage	3.6 kV conforming to IEC 61000-4-5
Contacts material	Silver alloy (Ag/Ni)
[Ie] rated operational current	6 A, NC (AC-1/DC-1) conforming to IEC 12 A, NO (AC-1/DC-1) conforming to IEC
Minimum switching current	5 mA
Maximum switching voltage	400 V AC 300 V DC
Minimum switching voltage	5 V
Maximum switching capacity	336 W (DC) 3000 VA (AC)
Minimum switching capacity	300 mW
Operating rate	<= 72000 cycles/hour no-load <= 600 cycles/hour under load
Mechanical durability	30000000 cycles
Electrical durability	>= 100000 cycles for resistive load at 12 A, 250 V
Operating time	9 ms between coil energisation and making of the On-delay contact 4 ms between coil de-energisation and making of the Off-delay contact
Marking	CE
Protection category	RT I
Operating position	Any position
CAD overall width	13 mm
CAD overall height	29 mm
CAD overall depth	20 mm
Terminals description ISO n°1	(11-12-14)OC (A1-A2)CO
Product weight	0.014 kg
Resistive rated load	12 A at 28 V DC 12 A at 250 V AC

Average consumption in W	0.45 W DC
Drop-out voltage threshold	$\geq 0.1 U_c$ DC

## Environment

Dielectric strength	5000 V AC between coil and contact 2500 V AC between poles 1000 V AC between contacts
Standards	EN/IEC 61810-1 UL 508 CSA C22.2 No 14
Product certifications	CSA GOST UL
Ambient air temperature for storage	-40...85 °C
Vibration resistance	10 gn +/- 1 mm (f = 10...150 Hz) 10 cycles conforming to EN/IEC 60068-2-6
IP degree of protection	IP40 conforming to EN/IEC 60529
Shock resistance	5 gn for 11 ms in operation conforming to EN/IEC 60068-2-27 10 gn for 11 ms not operating conforming to EN/IEC 60068-2-27
Ambient air temperature for operation	-40...85 °C (DC)

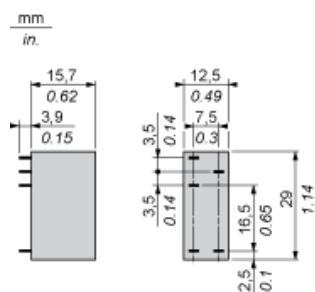
## Contractual warranty

Period	18 months
--------	-----------

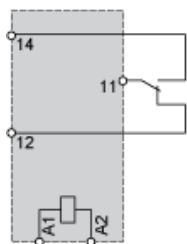
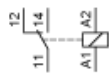
---

Dimensions

---



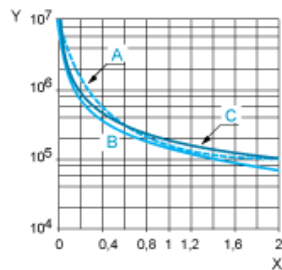
## Wiring Diagram



## Electrical Durability of Contacts

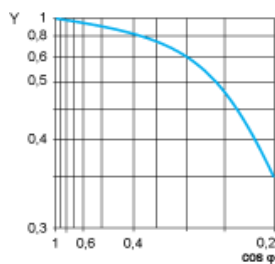
Durability (inductive load) = durability (resistive load) x reduction coefficient.

Resistive AC load



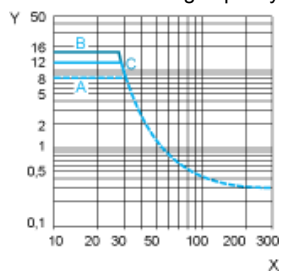
- X Switching capacity (kVA)  
Y Durability (Number of operating cycles)  
A RSB2A080••  
B RSB1A160••  
C RSB1A120••

Reduction coefficient for inductive AC load (depending on power factor  $\cos \phi$ )



Y Reduction coefficient (A)

Maximum switching capacity on resistive DC load



- X Voltage DC  
Y Current DC  
A RSB2A080••  
B RSB1A160••  
C RSB1A120••

Note : These are typical curves, actual durability depends on load, environment, duty cycle, etc.