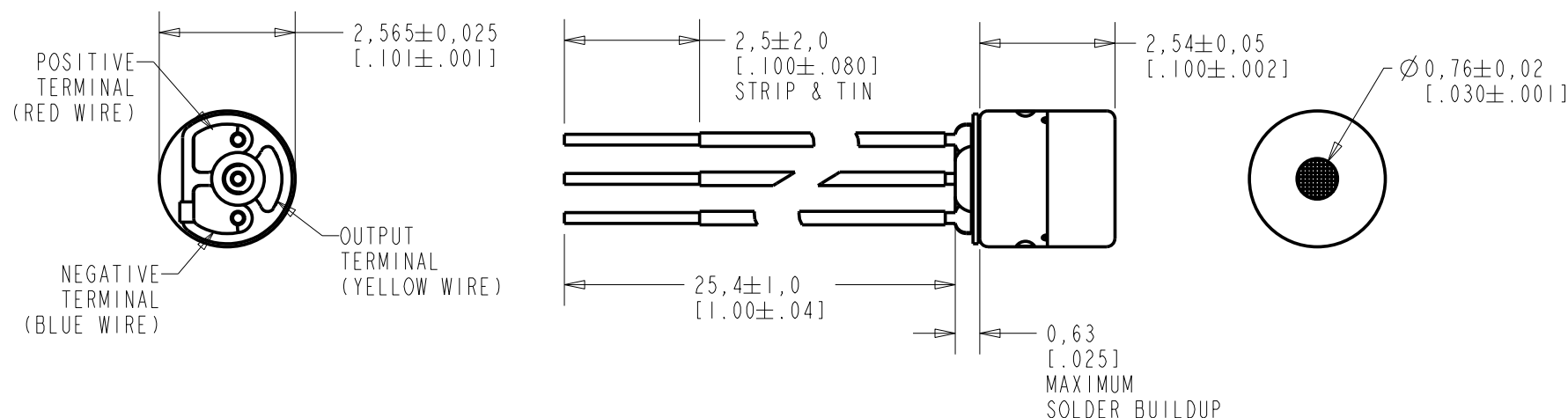


FC-23629-P16

SHT 1.1

NOTE:

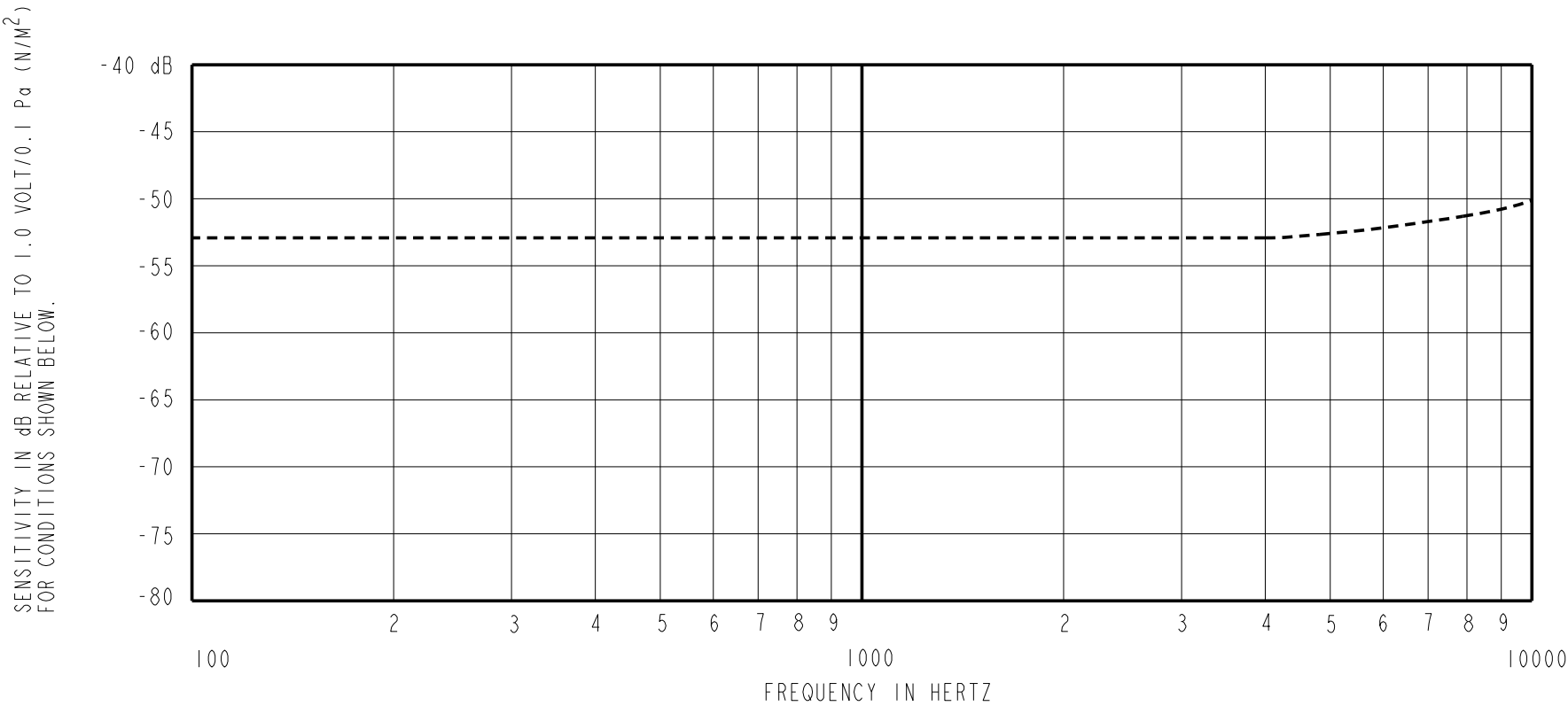
NOT PICTURED: SILICONE TUBE FOR STRAIN RELIEF



DIMENSIONS IN MILLIMETERS [INCHES]

Revision	C.O. #	Implementation Date	RELEASE LEVEL	REVISION
C	MI0103048	8-7-09	Active	C
B	MI0102044	12-26-08		
A	MI0100967	1-23-06		
SCALE: 2:1			DR. BY	DATE
DO NOT SCALE DRAWING			MMM	1-23-06
TITLE: MICROPHONE / CABLE			CK. BY	DATE
OUTLINE DRAWING			GJP	1-25-06
FC-23629-P16			APP. BY	DATE
SHT 1.1			GJP	1-25-06

KNOWLES ELECTRONICS
ITASCA, ILLINOIS U.S.A.



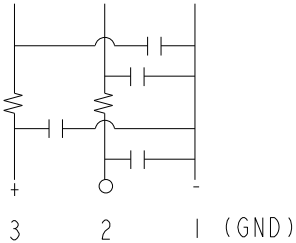
FREQUENCY	SENSITIVITY			DEVICE CONFORMITY	
	MIN.	NOM.	MAX.	RANGE OF DEVIATION FROM 1KHz	
100	---	-53.0	---	-3.0	+3.0
1000	-56.0	-53.0	-50.0	0.0	0.0
10000	---	-50.0	---	0.0	+6.0

NOTES:

1. CASE CONNECTED TO NEGATIVE TERMINAL.
2. MICROPHONE TO BE FUNCTIONAL WITH 3.0 VDC SUPPLY.
3. TYPICAL SENSITIVITY TO HUMIDITY AT 1000Hz IS 0.06 dB/%RH.
4. SENSITIVITY AND NOISE VALUES INDICATED ON THIS SPECIFICATION ARE VALID AT 50% HUMIDITY.

PORT LOCATION	DC SUPPLY	AMPLIFIER CURRENT DRAIN	SENSITIVITY CHANGE ON REDUCING SUPPLY TO 0.9VDC	"A" WEIGHTED NOISE (1 kHz EQUIV. SPL)	OUTPUT IMPEDANCE OHMS			CAPACITANCE ±50%	
					MIN.	NOM.	MAX.	1-2	1-3
12S	1.3V	50 µA MAX.	3 dB MAX.	28.0 dB MAX.	2800	4400	6800	13pF	13pF

CAPACITANCE PROBE POINTS



KNOWLES ELECTRONICS
ITASCA, ILLINOIS U.S.A.

Revision	C.O. #	Implementation Date	RELEASE LEVEL		REVISION
C	M10103048	8-7-09	Active		C
B	M10102044	12-26-08			
A	M10100967	1-23-06			
WHEN TEST LIMITS ARE USED TO ESTABLISH INCOMING INSPECTION ACCEPTANCE/REJECTION CRITERIA, CORRELATION OF TEST EQUIPMENT WITH KNOWLES IS ALSO REQUIRED FOR ELIMINATION OF EQUIPMENT AND TEST METHOD VARIATION			DR. BY		DATE
			MMM		1-23-06
TITLE: MICROPHONE /CABLE			CK. BY		DATE
			GJP		1-25-06
PERFORMANCE SPECIFICATION			APP. BY		DATE
			GJP		1-25-06

FC-23629-P16

SHT 2.1

Mouser Electronics

Authorized Distributor

Click to View Pricing, Inventory, Delivery & Lifecycle Information:

[Knowles:](#)

[FG-23629-P16](#)