

Description

The DSP1 Series is specifically designed to convert a nominal 5 volt input into two isolated output voltages. The dual semi-regulated output voltages were designed to allow analog circuits and three-terminal regulators to operate within their most efficient input voltage range. This series achieves high power densities through the use of 350 kHz fixed-frequency switching converters.

Model Selection					
Model	Input Range VDC		Output VDC	Output mA	Power W
	Min	Max			
DSP1N5D5	4.5	5.5	±5	±75	0.75
DSP1N5D7	4.5	5.5	±7	±70	1
DSP1N5D12	4.5	5.5	±12	±40	1
DSP1N5D14	4.5	5.5	±14	±35	1
DSP1N5D15	4.5	5.5	±15	±33	1
DSP1N5D17	4.5	5.5	±17	±30	1

Model numbers highlighted in yellow or shaded are not recommended for new designs.

General Specifications (1)				
All Models				Units
Isolation				
Isolation Voltage	MIN	500		VDC
Input to Output Capacitance	TYP	10		pF
Environmental				
Case Operating Range, Tc (2)	MIN MAX	-40 +85		i C
Storage Range	MIN MAX	-55 105		i C
Line Regulation	TYP	1		%
Load Regulation 20% to 100% Load	TYP	5		%
General				
MTBF (Calculated)	TYP	700,000		HRS
Unit Weight	TYP	0.1/28		oz/gm
Case Material	Non Conductive Plastic			

DSP1 Series Application Notes:

External Capacitance Requirements

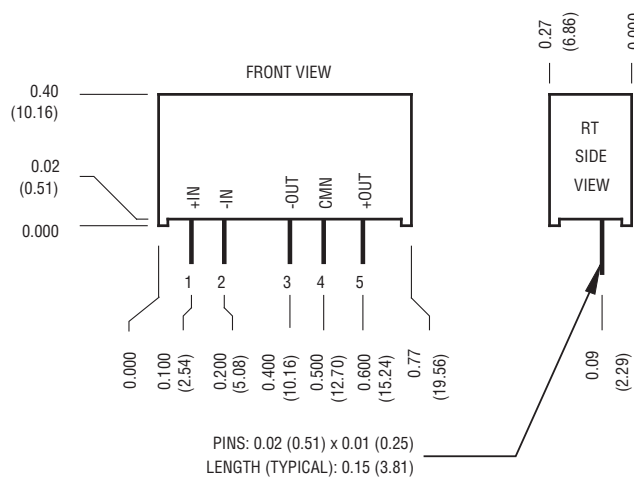
Output filtering is required for operation. A minimum of 10 μ F is specified for optimal performance. Output capacitance may be increased for additional filtering, and should not exceed 400 μ F. To meet the reflected ripple requirements of the converter, an input impedance of less than 0.5 Ohms from DC to 350 kHz is required. If a capacitive input source is farther than 2" from the converter, it is recommended to use a 10 μ F, 25 V solid tantalum capacitor.

Regulation

This converter uses a semi-regulated design. The output will vary as the load is changed, with output decreasing with increasing load. Additionally, output voltage will change in proportion to a change in input voltage. The typical output voltage will change 1% for each 1% change in input voltage.

Features

- RoHS lead solder exemption compliant
- Up to 1 Watt unregulated output power
- Single-In-Line package
- Four-terminal operation
- Efficiencies to 70%
- Output Voltages: 5V, 7V, 12V, 14V, 15V, 17V
- 700 V isolation
- -40 °C to +85 °C operation



Mechanical tolerances unless otherwise noted:

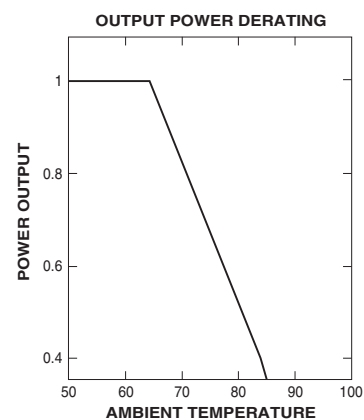
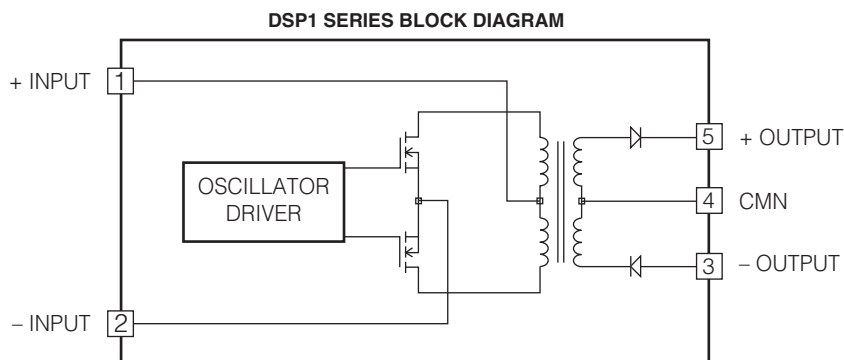
X.XX dimensions: ±0.020 inches

X.XXX dimensions: ±0.010 inches

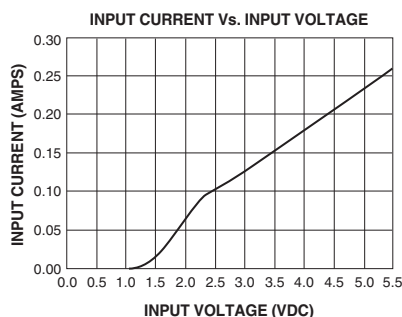
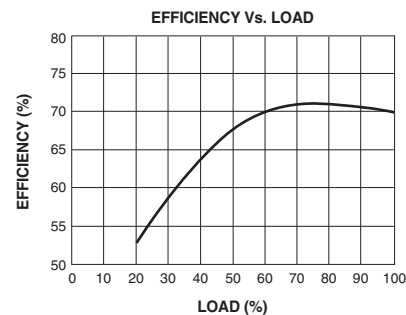
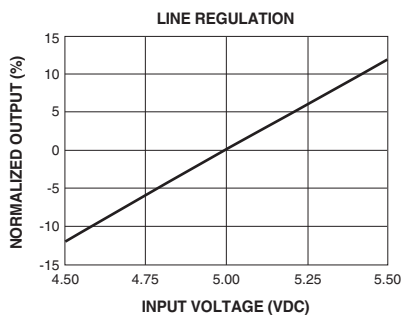
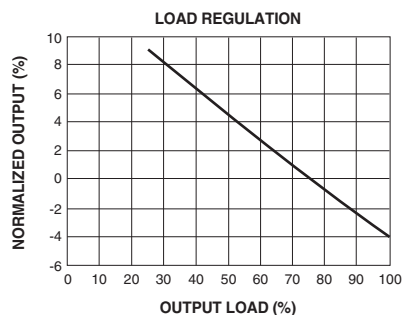
Pin	Function
1	+INPUT
2	-INPUT
3	-OUT
4	COMMON
5	+OUT

Notes

- (1) All parameters measured at Tc = 25 °C case temperature, nominal input voltage and full rated load unless otherwise noted.
- (2) Derate output power linearly to 0.6 watts from 70 °C to 85 °C.



Typical Performance: ($T_c=25^{\circ}\text{C}$)



NUCLEAR AND MEDICAL APPLICATIONS - Power-One products are not designed, intended for use in, or authorized for use as critical components in life support systems, equipment used in hazardous environments, or nuclear control systems without the express written consent of the respective divisional president of Power-One, Inc.

TECHNICAL REVISIONS - The appearance of products, including safety agency certifications pictured on labels, may change depending on the date manufactured. Specifications are subject to change without notice.