THIS DRAWING IS UNPUBLISHED. RELEASED FOR PUBLICATION -,- .
© COPYRIGHT 2016 By Tyco Electronics Japan G.K. ALL RIGHTS RESERVED.

REVISIONS

P	LTR	DESCRIPTION	DATE	DWN	APVD
	J9	OBSOLETE 1--2 ECR-16-003093	17AUG16	KF	HY

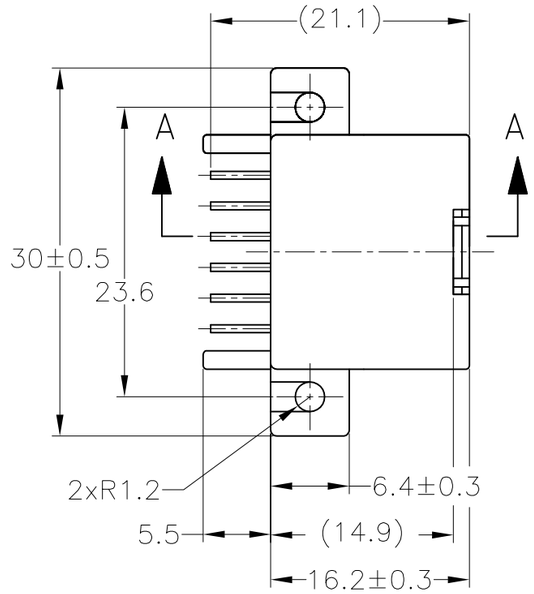

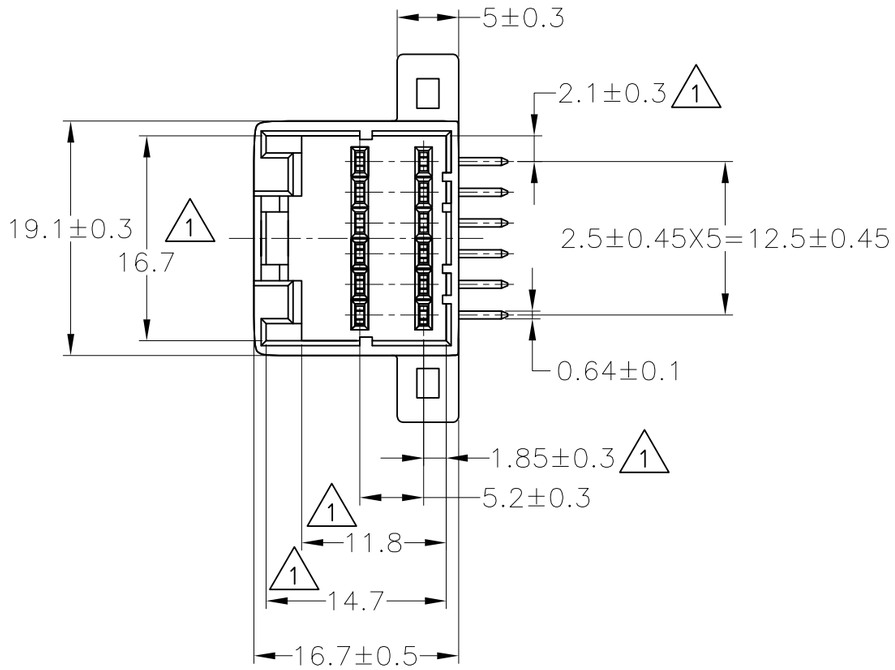

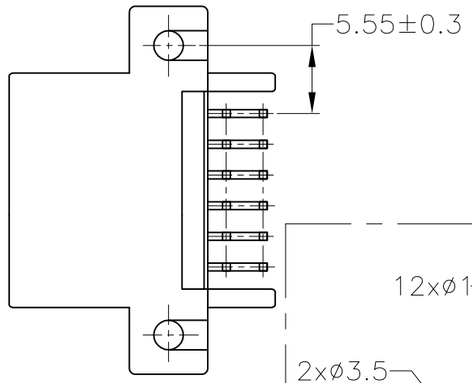

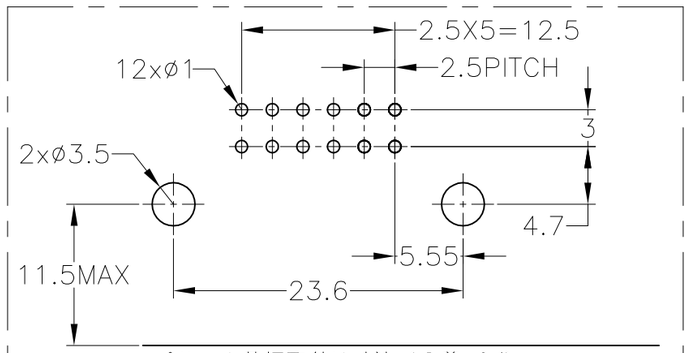

プリント基板取付け寸法（公差±0.1）
(MOUNTING DIMENSIONS FOR P.C.BORD; TOLERANCE: ±0.1)
（公差は累積しないこと）
(NON ACCUMULATE PITCH TOLERANCE)

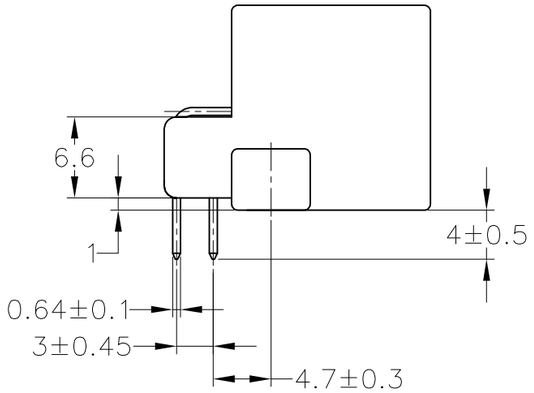

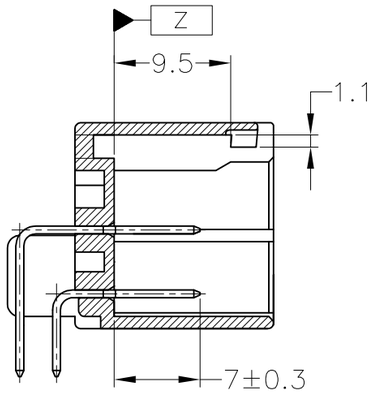

A-A

	SELECTIVE TIN (MATTE)	SELECTIVE GOLD x 12	—//—	BLACK 黒色	1-5174051-2
6	—//—		—//—	—//—	4-174051-4
	TIN-LEAD	SELECTIVE GOLD × 2	5,6	BLACK 黒色	4-174051-2
	PRE-TIN × 10				
	TIN-LEAD	SELECTIVE GOLD × 2	4,10	BLACK 黒色	3-174051-2
	PRE-TIN × 10				
	SEE DWG 2-174051-2				2-174051-2
	SEE DWG 1-174051-4				1-174051-4
OBSOLETE	TIN-LEAD	SELECTIVE GOLD x 12	—//—	BLACK 黒色	1-174051-2
	PRE-TIN × 12		—//—	BLUE 青色	174051-5
	PRE-TIN × 12		—//—	GREEN 緑色	174051-4
	PRE-TIN × 12		—//—	BLACK 黒色	174051-2
	SOLDERING SIDE 半田付け部	CONTACT SIDE 接触部側	5 GOLD PLATED CIRCUIT NO. 金めっき回路番号	COLOR 色	PART NUMBER 製品型番
	CONTACT FINISH コンタクト仕上				

1 TO BE MEASURED WITHIN 2mm FROM Z
2. APPLICABLE P.C.BOARD THICKNESS: 1.6mm
3. THE MATING PLUG HOUSING PART NUMBER : 174045
4. RECOMMENDED MOUNTING SCREW; 3mm DIA, 7mm LENGTH (MIN.) PAN HEAD, CLASS 2 TAPPING SCREW SPRCIFIED IN JIS B1115, B1122 (TIGHTENING TORQUE: 0.4N-m MAX.)
5 CIRCUIT NUMBER.
6 PRELIMINARY NOT FOR PRODUCTION.

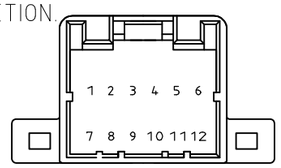

1 Z 面より2mmの範囲で測定。
2. 適用プリント基板厚：1.6mm
3. 嵌合相手型番 ：174045
4. 推奨取付けねじ：JIS B1115,B1122 タッピングねじ、なべ2種 呼び径3、長さ7mm以上（締付けトルク：0.4N-m 以下）
5 回路番号：上図参照のこと。
6 非量産対象製品。

TOLERANCE UNLESS OTHERWISE SPECIFIED: 一般公差
0<×≤ 10 : ±0.2
10<×≤ 30 : ±0.25
30<×≤100 : ±0.3
ANGLE ; 角度 ±3°

THIS DRAWING IS A CONTROLLED DOCUMENT.

DIMENSIONS: 単位：耗 mm

TOLERANCES UNLESS OTHERWISE SPECIFIED: 一般公差
0 PLC ±–
1 PLC ±–
2 PLC ±–
3 PLC ±–
4 PLC ±–
ANGLES ±–

MATERIAL 材料: HOUSING: PBT CONTACT: BRASS
FINISH 仕上: SEE TABLE

DWN T.SHINOHARA 19OCT00
CHK A.YAMAGUCHI 19OCT00
APVD K.BETSUI 19OCT00
PRODUCT SPEC 製品規格 108-5244
APPLICATION SPEC 取付適用規格 —
WEIGHT 7.0 g

WIRE RANGE 抱合電線断面積 —
INSULATION DIA 被覆外径 —

TE Connectivity

NAME 名称: 040 SERIES MULTI-LOCK I/O CONN. 12POSITION CAP ASSY (HORIZONTAL TYPE)

SIZE A3 | CAGE CODE 00779 | DRAWING NO 番号 C-174051 | RESTRICTED TO —

CUSTOMER DRAWING | SCALE 尺度 2:1 | SHEET 1 OF 1 | REV J9