



Micro Commercial Components

Micro Commercial Components  
 20736 Marilla Street Chatsworth  
 CA 91311  
 Phone: (818) 701-4933  
 Fax: (818) 701-4939

## Features

- High Surge Capacity
- High Efficiency
- Low Forward Voltage
- Low Power Loss
- Case Material: Molded Plastic. UL Flammability Classification Rating 94V-0

## Maximum Ratings

- Operating Temperature: -50 °C to +125°C
- Storage Temperature: -50°C to +125°C

MCC Catalog Number	Device Marking	Maximum Recurrent Peak Reverse Voltage	Maximum RMS Voltage	Maximum DC Blocking Voltage
SBL820	SBL820	20V	14V	20V
SBL830	SBL830	30V	21V	30V
SBL840	SBL840	40V	28V	40V
SBL850	SBL850	50V	35V	50V
SBL860	SBL860	60V	42V	60V

## Electrical Characteristics @ 25°C Unless Otherwise Specified

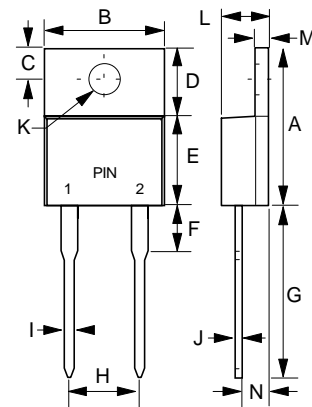
Average Forward Current	$I_{F(AV)}$	8A	$T_C = 100\text{ }^\circ\text{C}$
Peak Forward Surge Current	$I_{FSM}$	150 A	8.3ms, half sine
Maximum Forward Voltage Drop Per Element SBL820~840 SBL850~860	$V_F$	.55V .75V	$I_{FM} = 8A$ $T_A = 25^\circ\text{C}^*$
Maximum DC Reverse Current At Rated DC Blocking Voltage	$I_R$	0.5 mA 50mA	$T_C = 25^\circ\text{C}$ $T_C = 125^\circ\text{C}$

\*Pulse test: Pulse width 200  $\mu\text{sec}$

# SBL820 THRU SBL860

## 8 Amp Schottky Barrier Rectifier 20 to 60 Volts

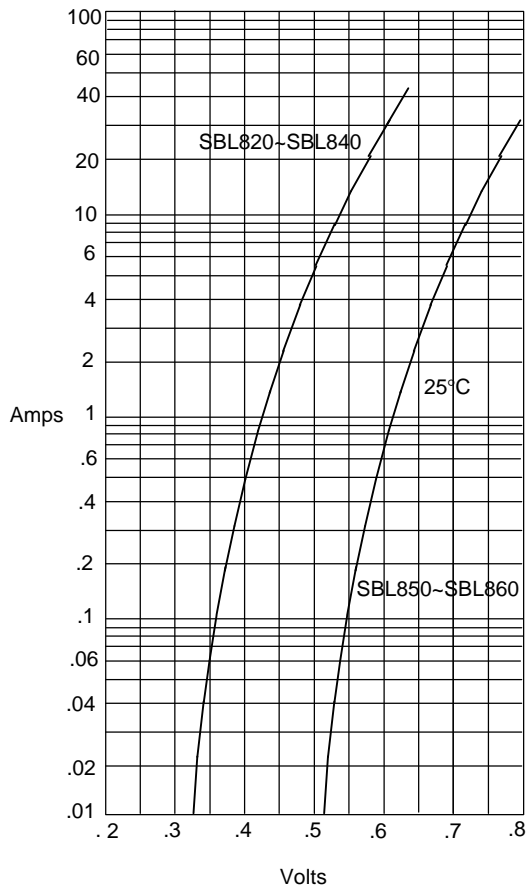
### TO-220AC



DIM	INCHES		MM		NOTE
	MIN	MAX	MIN	MAX	
A	.560	.625	14.22	15.88	
B	.380	.420	9.65	10.67	
C	.100	.135	2.54	3.43	
D	.230	.270	5.84	6.86	
E	.380	.420	9.65	10.67	
F	-----	.250	-----	6.35	
G	.500	.580	12.70	14.73	
H	.190	.210	4.83	5.33	
I	.020	.045	0.51	1.14	
J	.012	.025	0.30	0.64	
K	.139	.161	3.53	4.09	∅
L	.140	.190	3.56	4.83	
M	.045	.055	1.14	1.40	
N	.080	.115	2.03	2.92	

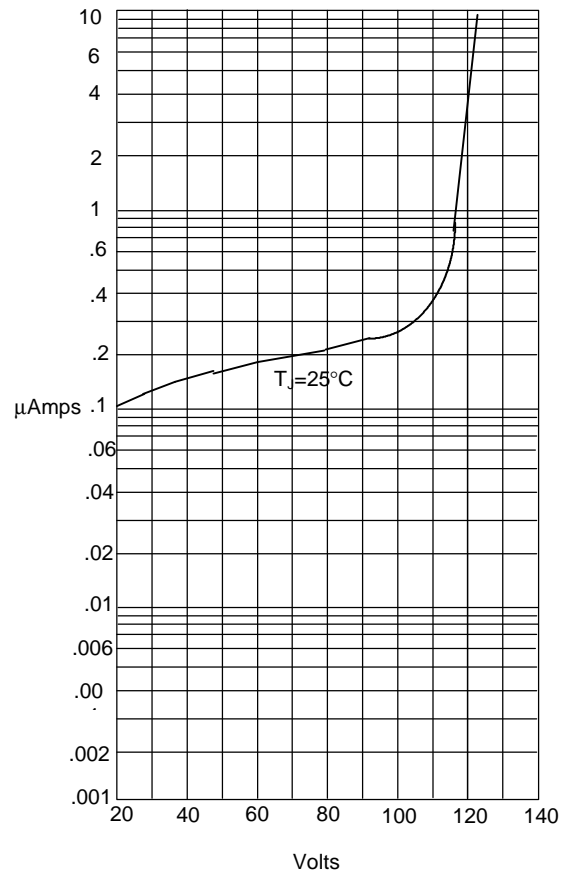
SBL820 thru SBL860

Figure 1  
Typical Forward Characteristics



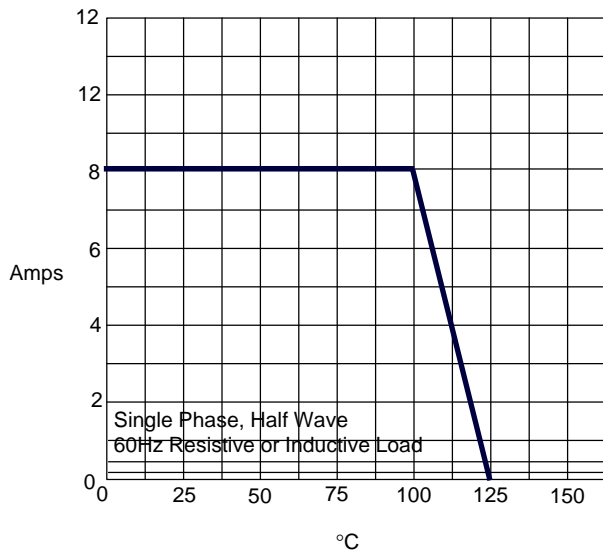
Instantaneous Forward Current - Amperes versus  
Instantaneous Forward Voltage - Volts

Figure 2  
Typical Reverse Characteristics



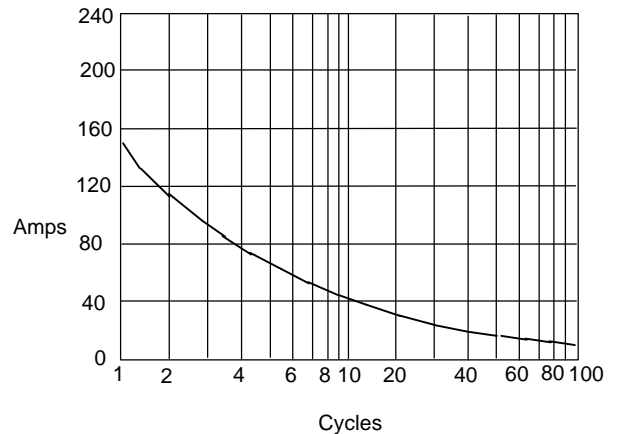
Instantaneous Reverse Leakage Current - MicroAmperes versus  
Percent Of Rated Peak Reverse Voltage - Volts

Figure 3  
Forward Derating Curve



Average Forward Rectified Current - Amperes versus  
Ambient Temperature - °C

Figure 4  
Peak Forward Surge Current



Peak Forward Surge Current - Amperes versus  
Number Of Cycles At 60Hz - Cycles



TM

Micro Commercial Components

**\*\*\*IMPORTANT NOTICE\*\*\***

*Micro Commercial Components Corp.* reserves the right to make changes without further notice to any product herein to make corrections, modifications, enhancements, improvements, or other changes. *Micro Commercial Components Corp.* does not assume any liability arising out of the application or use of any product described herein; neither does it convey any license under its patent rights, nor the rights of others. The user of products in such applications shall assume all risks of such use and will agree to hold *Micro Commercial Components Corp.* and all the companies whose products are represented on our website, harmless against all damages.

**\*\*\*APPLICATIONS DISCLAIMER\*\*\***

Products offer by *Micro Commercial Components Corp.* are not intended for use in Medical, Aerospace or Military Applications.