



ATTENTION
OBSERVE PRECAUTIONS
FOR HANDLING
ELECTROSTATIC
DISCHARGE
SENSITIVE
DEVICES

Part Number: AAA3528SURKZGQBDC

Hyper Red
Green
Blue

Features

- Suitable for all SMT assembly and solder process.
- Available on tape and reel.
- Package: 1500pcs / reel.
- Moisture sensitivity level : level 4.
- RoHS compliant.

Description

The Hyper Red source color devices are made with AlGaInP on GaAs substrate Light Emitting Diode.

The Green source color devices are made with InGaN on Sapphire Light Emitting Diode.

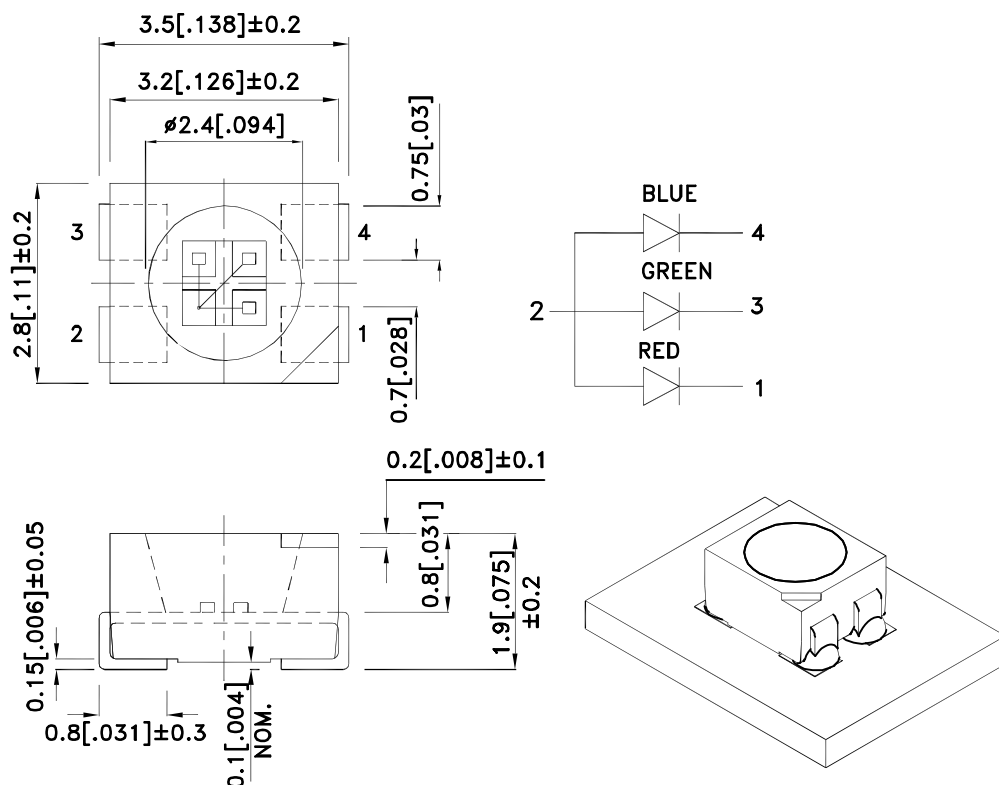
The Blue source color devices are made with InGaN Light Emitting Diode.

Static electricity and surge damage the LEDs.

It is recommended to use a wrist band or anti-electrostatic glove when handling the LEDs.

All devices, equipment and machinery must be electrically grounded.

Package Dimensions



Notes:

1. All dimensions are in millimeters (inches).
2. Tolerance is $\pm 0.25(0.01")$ unless otherwise noted.
3. The specifications, characteristics and technical data described in the datasheet are subject to change without prior notice.
4. The device has a single mounting surface. The device must be mounted according to the specifications.



Selection Guide

Part No.	Dice	Lens Type	Iv (mcd) [2] @ 20mA		Viewing Angle [1]
			Min.	Typ.	2θ1/2
AAA3528SURKZGQBDC	Hyper Red (AlGaInP)	WATER CLEAR	110	350	120°
	Green (InGaN)		380	600	
	Blue (InGaN)		36	80	

Notes:

1. θ1/2 is the angle from optical centerline where the luminous intensity is 1/2 of the optical peak value.
2. Luminous intensity/ luminous Flux: +/-15%.

Electrical / Optical Characteristics at TA=25°C

Symbol	Parameter	Device	Typ.	Max.	Units	Test Conditions
λpeak	Peak Wavelength	Hyper Red Green Blue	650 515 468		nm	IF=20mA
λD [1]	Dominant Wavelength	Hyper Red Green Blue	630 525 470		nm	IF=20mA
Δλ1/2	Spectral Line Half-width	Hyper Red Green Blue	28 30 25		nm	IF=20mA
C	Capacitance	Hyper Red Green Blue	35 45 100		pF	VF=0V;f=1MHz
VF [2]	Forward Voltage	Hyper Red Green Blue	1.95 3.3 3.3	2.5 4.1 4	V	IF=20mA
IR	Reverse Current	Hyper Red Green Blue		10 50 50	uA	VR=5V

Notes:

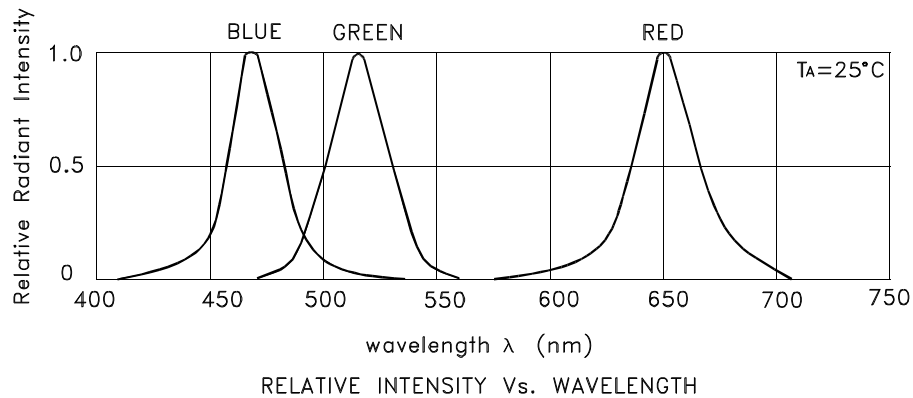
- 1.Wavelength: +/-1nm.
2. Forward Voltage: +/-0.1V.

Absolute Maximum Ratings at TA=25°C

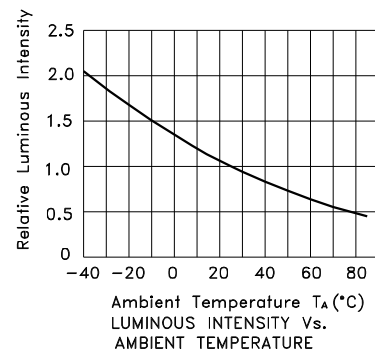
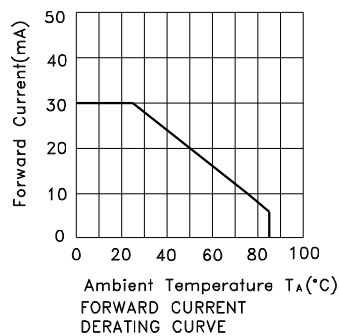
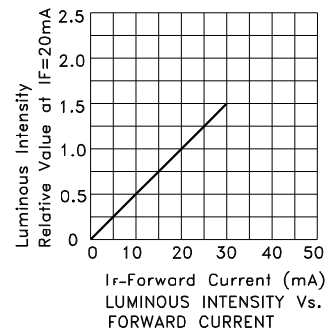
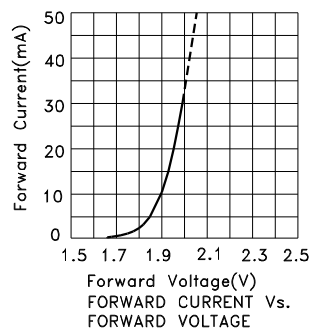
Parameter	Hyper Red	Green	Blue	Units
Power dissipation	75	123	120	mW
DC Forward Current	30	30	30	mA
Peak Forward Current [1]	185	150	150	mA
Reverse Voltage	5			V
Operating Temperature	-40°C To +85°C			
Storage Temperature	-40°C To +85°C			

Note:

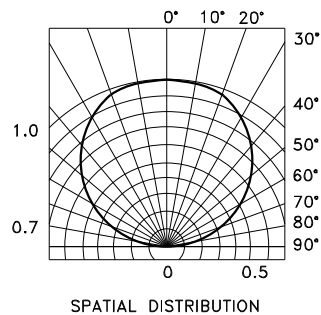
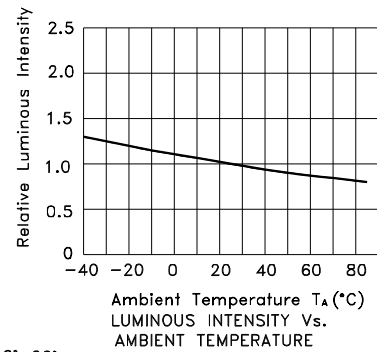
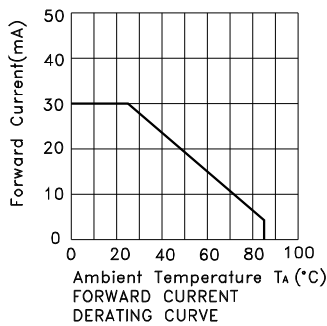
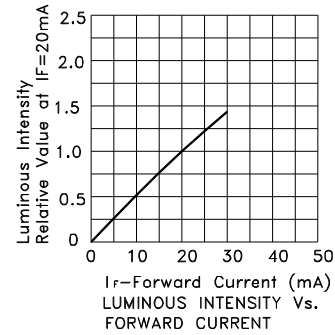
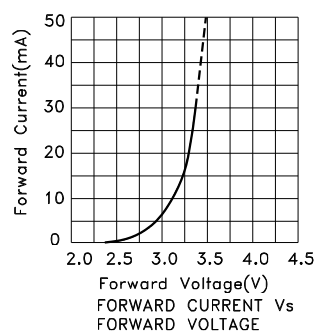
1. 1/10 Duty Cycle, 0.1ms Pulse Width.



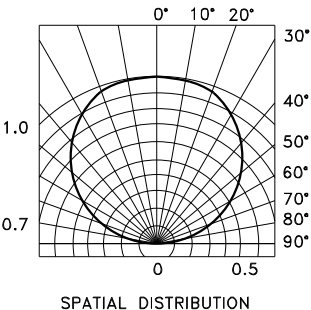
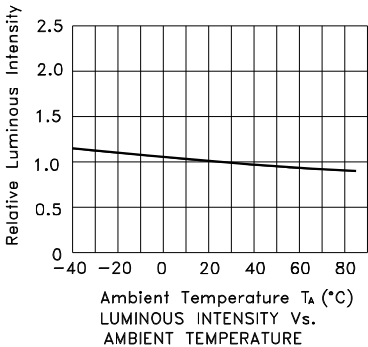
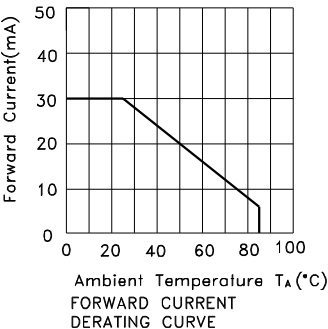
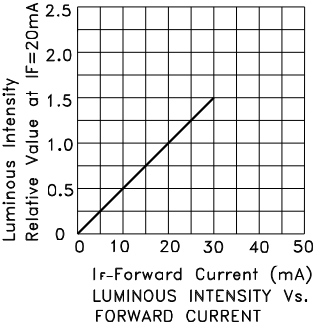
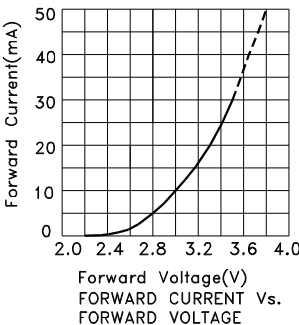
AAA3528SURKZGQBDC Hyper Red



Green



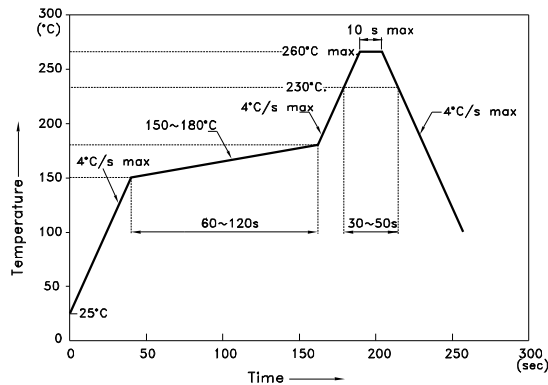
Blue



AAA3528SURKZGQBDC

Reflow soldering is recommended and the soldering profile is shown below.
Other soldering methods are not recommended as they might cause damage to the product.

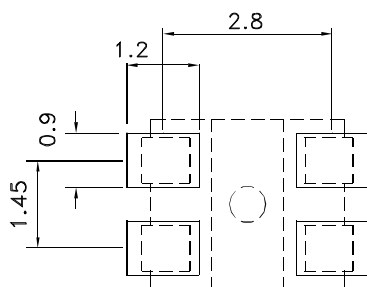
Reflow Soldering Profile For Lead-free SMT Process.



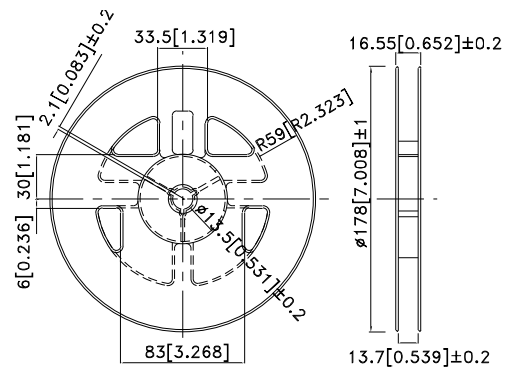
NOTES:

1. We recommend the reflow temperature 245°C(+/-5°C). The maximum soldering temperature should be limited to 260°C.
2. Don't cause stress to the epoxy resin while it is exposed to high temperature.
3. Number of reflow process shall be 2 times or less.

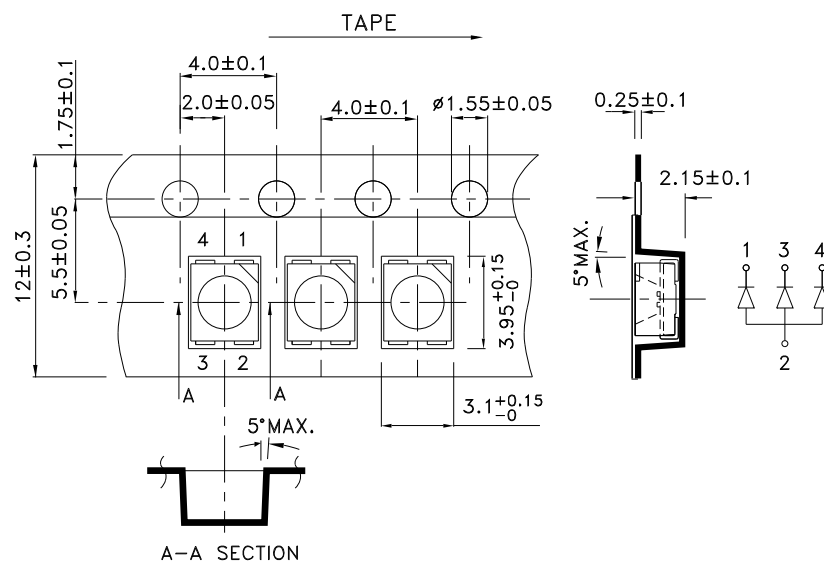
Recommended Soldering Pattern (Units : mm; Tolerance: ± 0.1)



Reel Dimension

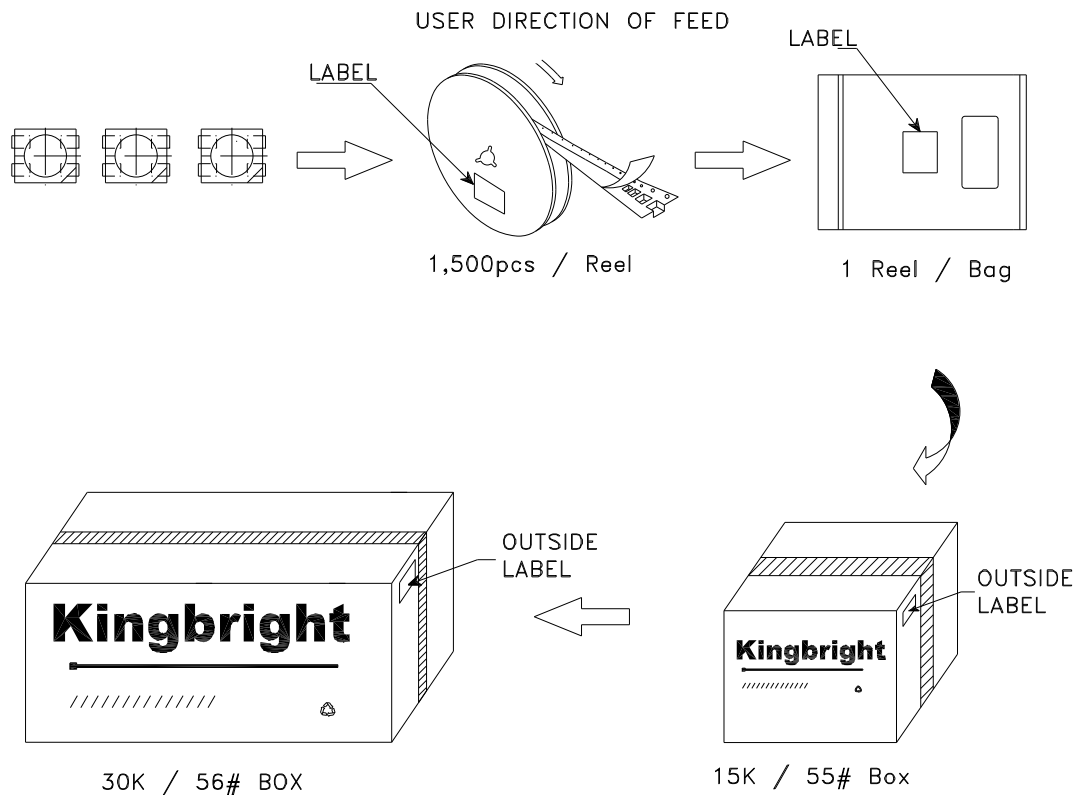



Tape Dimensions (Units : mm)



PACKING & LABEL SPECIFICATIONS

AAA3528SURKZGQBDC



Kingbright	
P/NO: AAA3528XXX	
QTY: 1,500 pcs	Q.C. Q C
S/N: XXXX	xx xx xxxx
CODE: XXX	PASSED
LOT NO:	
	
RoHS Compliant	