

# Technical Data Sheet

## 7344/V2C3-AQTB

### Features

- Popular T-1 3/4package.
- High efficiency.
- General purpose leads.
- Selected minimum intensities.
- Available on tape and reel.
- ESD-withstand voltage: up to 4K V
- The product itself will remain within RoHS compliant version.



### Descriptions

- The series is specially designed for applications requiring higher brightness.
- The LED lamps are available with different colors, intensities, epoxy colors, etc.

### Applications

- Status indicators.
- Commercial use.
- Advertising Signs.
- Back lighting.

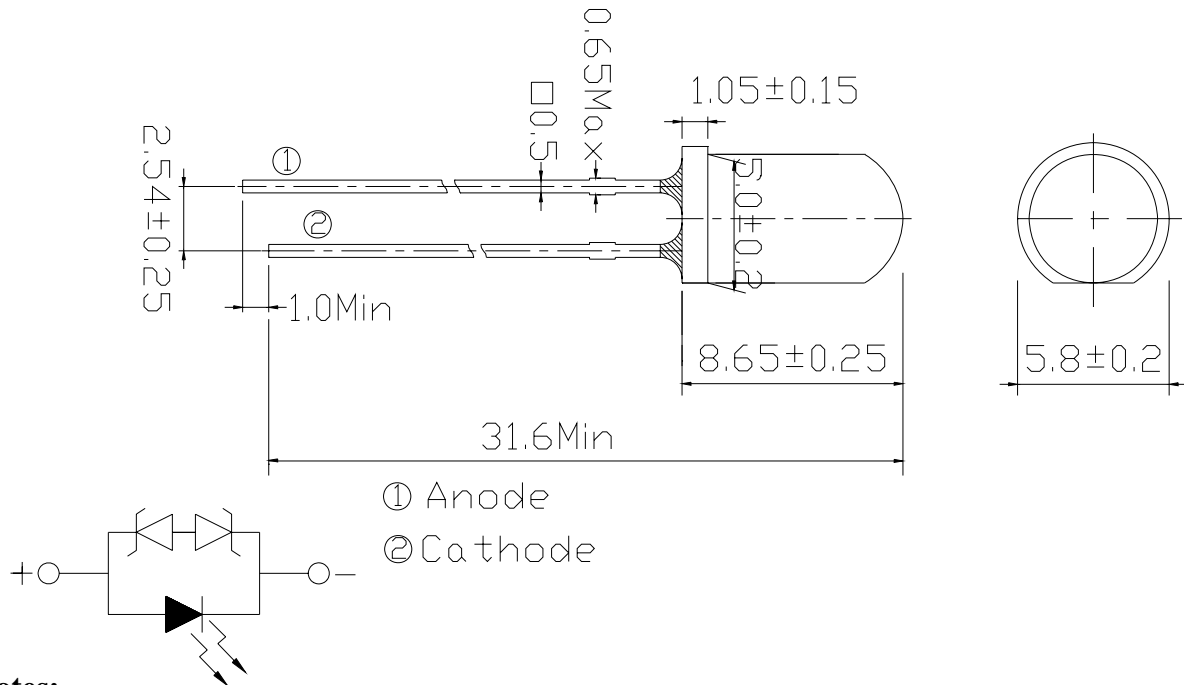
### Device Selection Guide

LED Part No.	Chip		Lens Color
	Material	Emitted Color	
7344/V2C3-AQTB	InGaN	Super Blue Green	Water clear

# Technical Data Sheet

## 7344/V2C3-AQTB

### Package Dimensions



#### Notes:

- Other dimensions are in millimeters, tolerance is 0.25mm except being specified.
- Protruded resin under flange is 1.5mm Max LED.
- Bare copper alloy is exposed at tie-bar portion after cutting.

### Absolute Maximum Rating ( $T_a=25^\circ\text{C}$ )

Parameter	Symbol	Absolute Maximum Rating	Unit
Forward Current	$I_F$	25	mA
Pulse Forward Current (Duty 1/10 @ 1KHz)	$I_{FP}$	100	mA
Operating Temperature	$T_{opr}$	$-40 \sim +85$	$^\circ\text{C}$
Storage Temperature	$T_{stg}$	$-40 \sim +100$	$^\circ\text{C}$
Electrostatic Discharge	ESD	4K	V
Soldering Temperature	$T_{sol}$	$260 \pm 5$	$^\circ\text{C}$
Power Dissipation	$P_d$	110	mW
Reverse Voltage	$V_R$	5	V
Zener Reverse Current	$I_z$	100	mA

Notes: Soldering time  $\leq 5$  seconds.



## Technical Data Sheet

### 7344/V2C3-AQTB

#### Electro-Optical Characteristics ( $T_a=25^{\circ}\text{C}$ )

Parameter	Symbol	Min.	Typ.	Max.	Unit	Condition
Radiometric Intensity	I <sub>v</sub>	3600	5650	--	mcd	I <sub>F</sub> =20mA
Viewing Angle	2 θ <sub>1/2</sub>	--	30	--	deg	
Peak Wavelength	λ <sub>p</sub>	--	502	--	nm	
Dominant Wavelength	λ <sub>d</sub>	--	505	--		
Spectrum Half width	Δ λ	--	35	--		
Forward Voltage	V <sub>F</sub>		3.5	4.0	V	
Reverse Current	I <sub>R</sub>	--	--	50	μ A	V <sub>R</sub> =5V
Zener Reverse Voltage	V <sub>Z</sub>	5.8	----	----	V	I <sub>Z</sub> =5mA

#### Rank Combination ( $I_F=20\text{mA}$ )

Rank	Q	R	S	T
Luminous Intensity	3600~4500	4500~5650	5650~7150	7150~9000

\*Measurement Uncertainty of Luminous Intensity:  $\pm 15\%$

Unit:mcd

Rank	1	2	3	4	5
Forward Voltage	3.0~3.2	3.2~3.4	3.4~3.6	3.6~3.8	3.8~4.0

\*Measurement Uncertainty of Forward Voltage:  $\pm 0.1\text{V}$

Unit:V

Rank	2	3	4
Dominant Wavelength	498~503	503~508	508~513

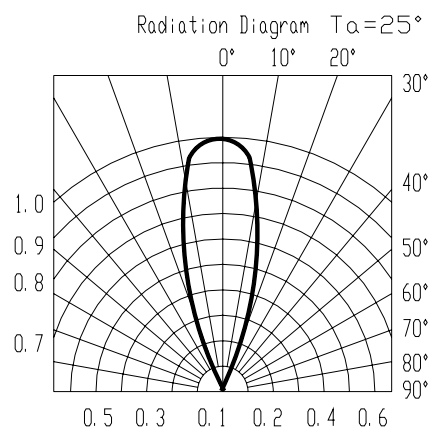
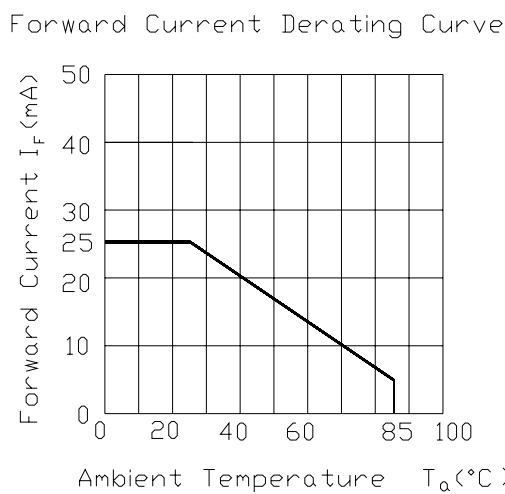
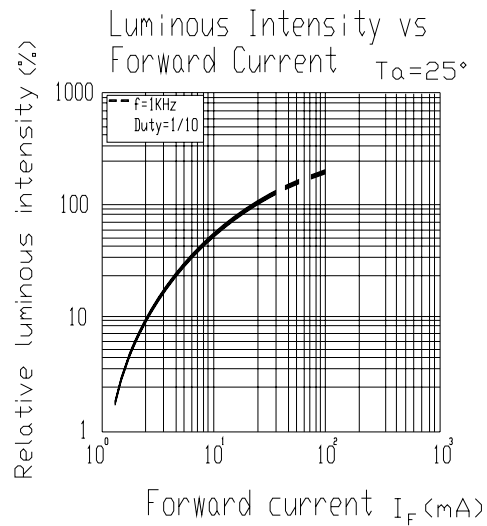
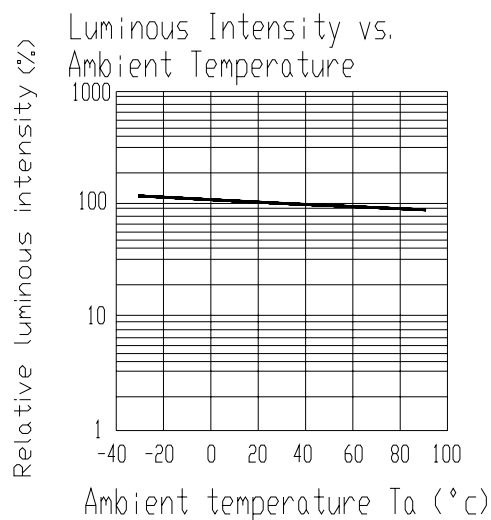
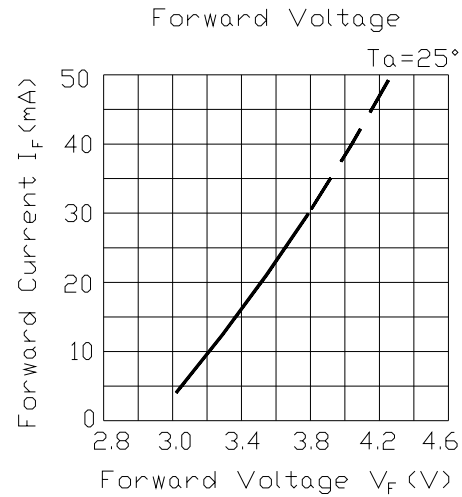
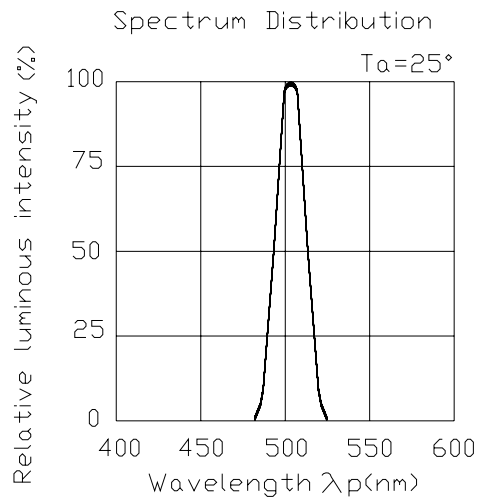
\*Measurement Uncertainty of Dominant Wavelength  $\pm 1.0\text{nm}$

Unit:nm

# Technical Data Sheet

**7344/V2C3-AQTB**

## Typical Electro-Optical Characteristics Curves





## Technical Data Sheet

**7344/V2C3-AQTB**

### Packing Quantity Specification

1.500PCS/1Bag , 5Bags/1Box

2.10Boxes/1Carton

### Label Form Specification

<div>EVERLIGHT</div>	
CPN:	
P/N:	
 <div>RoHS</div>	
7344/V2C3-AQTB	
QTY :	CAT:
	HUE:
LOT NO :	REF:
	
MADE IN TAIWAN	

CPN: Customer's Production Number

P/N : Production Number

QTY: Packing Quantity

CAT: Ranks of Luminous and Forward Voltage

HUE: Ranks of Dominant Wavelength

REF: Reference

LOT No: Lot Number

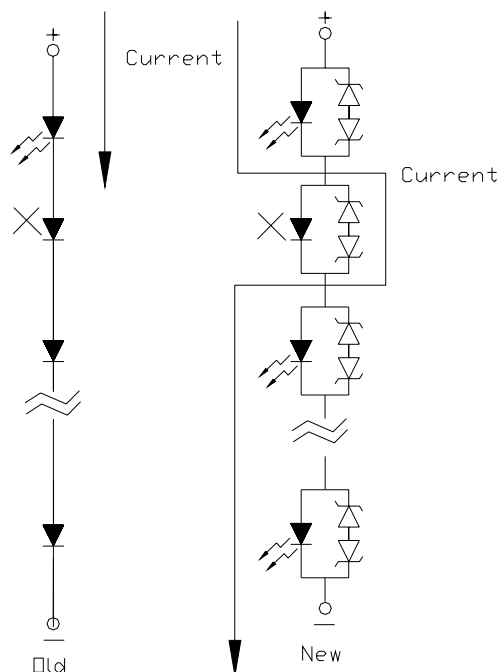
MADE IN TAIWAN: Production Place

# Technical Data Sheet

## 7344/V2C3-AQTB

### Notes

1. Above specification may be changed without notice. EVERLIGHT will reserve authority on material change for above specification.
2. When using this product, please observe the absolute maximum ratings and the instructions for using outlined in these specification sheets. EVERLIGHT assumes no responsibility for any damage resulting from use of the product which does not comply with the absolute maximum ratings and the instructions included in these specification sheets.
3. These specification sheets include materials protected under copyright of EVERLIGHT corporation. Please don't reproduce or cause anyone to reproduce them without EVERLIGHT's consent.
4. Below the zener reference voltage  $V_z$ , all the current flows through LED and as the voltage rises to  $V_z$ , the zener diode "breakdown." If the voltage tries to rise above  $V_z$  current flows through the zener branch to keep the voltage at exactly  $V_z$ .
5. When the LED is connected using serial circuit, if either piece of LED is no light up but current can't flow through causing others to light down. In new design, the LED is parallel with zener diode. if either piece of LED is no light up but current can flow through causing others to light up.



**EVERLIGHT ELECTRONICS CO., LTD.**  
 Office: No 25, Lane 76, Sec 3, Chung Yang Rd,  
 Tucheng, Taipei 236, Taiwan, R.O.C

Tel: 886-2-2267-2000, 2267-9936  
 Fax: 886-2267-6244, 2267-6189, 2267-6306  
<http://www.everlight.com>