

Specifications **DT35 Series**

Features:

- *Regular barrier construction
- *Mounting ends available
- *UL and CSA recognized
- *5 pin styles to choose from
- *Accepts #12 AWG

Electrical

Current: 20A @ 300V
 Wire range: 12 to 22 AWG
 Withstanding voltage: 2000V AC per min.
 IR: >1000MΩ (500V DC)
 Operating temp: -40° C to +105° C
 Torque: 12 lb-in

Materials

Housing: Polyamide 6,6 (UL94V-0)
 Terminal: Brass, Tin plated
 Screw: M3 combo head w/captive
 sems plate
 Screw material: Steel, Ni plated
 Positions available: 2 to 26 with mounting ends
 2 to 28 no mounting ends
 Mounting ends: Available/ $\phi 3.5\text{mm}$

Specifications **DT39 Series**

Features:

- *Tri-barrier construction
- *UL and CSA recognized
- *2 pin styles to choose from
- *Accepts #12 AWG

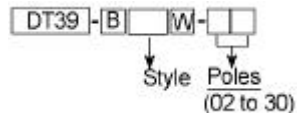
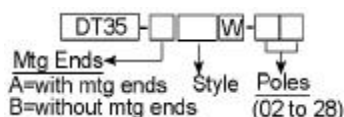
Electrical

Current: 20A @ 300V
 Wire range: 12 to 22 AWG
 Withstanding voltage: 2000V AC per min.
 IR: >1000MΩ (500V DC)
 Operating temp: -40° C to +105° C
 Torque: 12 lb-in

Materials

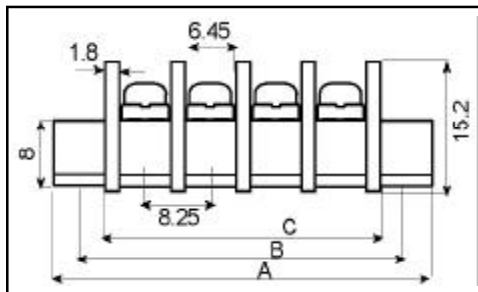

Housing: Polyamide 6,6 (UL94V-0)
 Terminal: Brass, Tin plated
 Screw: M3 combo head w/captive
 sems plate
 Screw material: Steel, Ni plated
 Positions available: 2 to 30 no mounting ends
 Mounting ends: Not available

Ordering Information



20A 300V

8.25mm (.325")



Style	Front	Side
01 centerline PC		
02 solder tail		
07 off-center PC		
14 right angle PC short bend		
25 right angle PC long bend		

Dimensions

n=number of positions

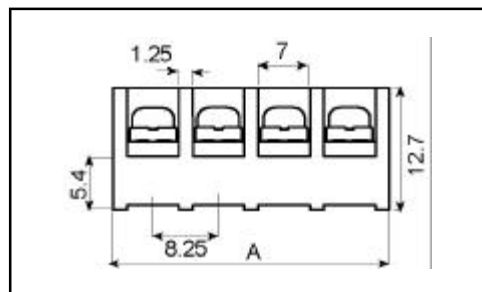

A=(n x 8.25) + 16.5 (total length w/ mtg ends)

B=(n + 1) x 8.25 (mounting end centers)

C=(n x 8.25) + 2 (total length no mtg. ends)

20A 300V

8.25mm (.325")



Style	Front	Side
01 off-center PC		
02 right angle PC		

Dimensions

n=number of positions

A=(n x 8.25) + 1.25

Tri-Barrier