

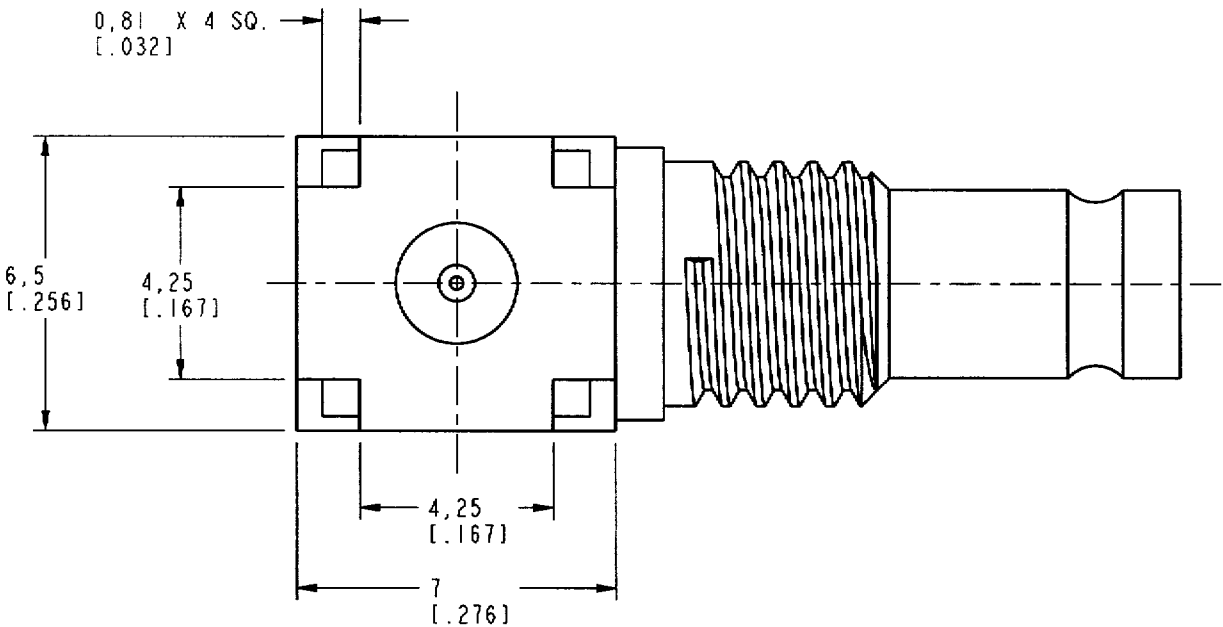
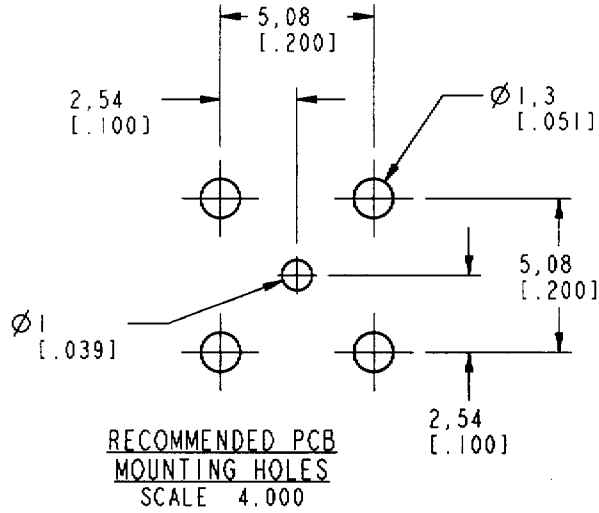
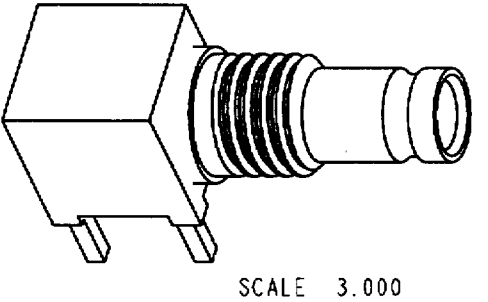
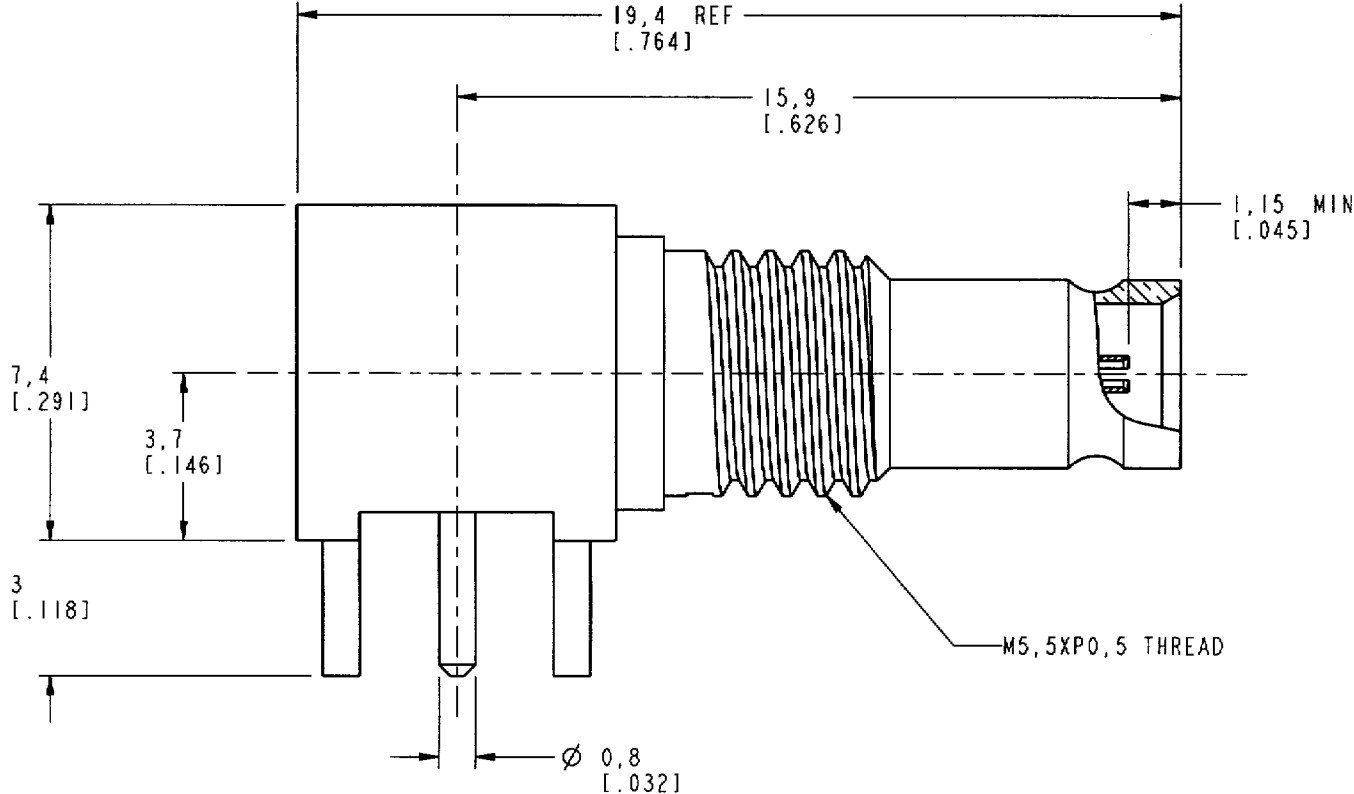
NOTES:

1. MATERIALS:
CENTRAL CONTACT = BeCu
HOUSING & BODY = BRASS
INSULATORS (2) = PTFE
2. PLATING:
CENTER CONTACT = GOLD OVER NICKEL
HOUSING & BODY = GOLD OVER NICKEL
3. OTHER CHARACTERISTICS:
IMPEDANCE: 50 OHMS
RATED VOLTAGE: 250V
DIELECTRIC WITHSTANDING VOLTAGE: 750V
MATING CYCLES: 500 CYCLES
4. DO NOT SCALE THIS DRAWING.
5. UNLESS OTHERWISE SPECIFIED, ALL
DIMENSIONS ARE AFTER PLATING.

102-909-02

REVISIONS

DRAWING NO.	REV	DESCRIPTION	DATE	ECO	APPR
THIRD ANGLE PROJ.	A	RELEASE TO MFG.	3/11/99	42863	CPM
	C	SEE SHEET 1	2/24/01	43675	CPM



CUSTOMER OUTLINE DRAWING
FOR REFERENCE ONLY

UNLESS OTHERWISE SPECIFIED, DIMENSIONS ARE IN INCHES AND TOLERANCES ARE: 0.5 - 6mm ±0.2mm 6 - 30mm ±0.4mm 30 - 120mm ± 0.6mm	MATERIAL	DRAWN C. McGRATH	DATE 02-Feb-01	TITLE 1.0/2.3 R/A PCB JACK		Amphenol Amphenol Corporation Communication and Network Products Division Danbury, CT U.S.A. 06810		
		ENGINEER O. BARTHELMES	DATE 02-Feb-01					
	REFERENCE GEN# 102-909-02_ASSY	APPROVED	DATE	SCALE: 6.0:1		SHEET 2 OF 2		
		CAD FILE 1:\1023\102-909-02		CODE ID 74868	DWG SIZE B	DRAWING NO. 102-909-02		REV C
NOTICE - These drawings, specifications, or other data (1) are, and remain the property of Amphenol Corp. (2) must be returned upon request; and (3) are confidential and not to be disclosed to any person other than those to whom they are given by Amphenol Corp. The furnishing of these drawings, specifications, or other data by Amphenol Corp., or to any other person to anyone for any purpose is not to be regarded by implication or otherwise in any manner licensing, granting rights or permitting such holder or any other person to manufacture, use or sell any product, process or design, patented or otherwise, that may in any way be related to or disclosed by said drawings, specifications, or other data.								

Mouser Electronics

Authorized Distributor

Click to View Pricing, Inventory, Delivery & Lifecycle Information:

[Amphenol:](#)

[102-909-02](#)