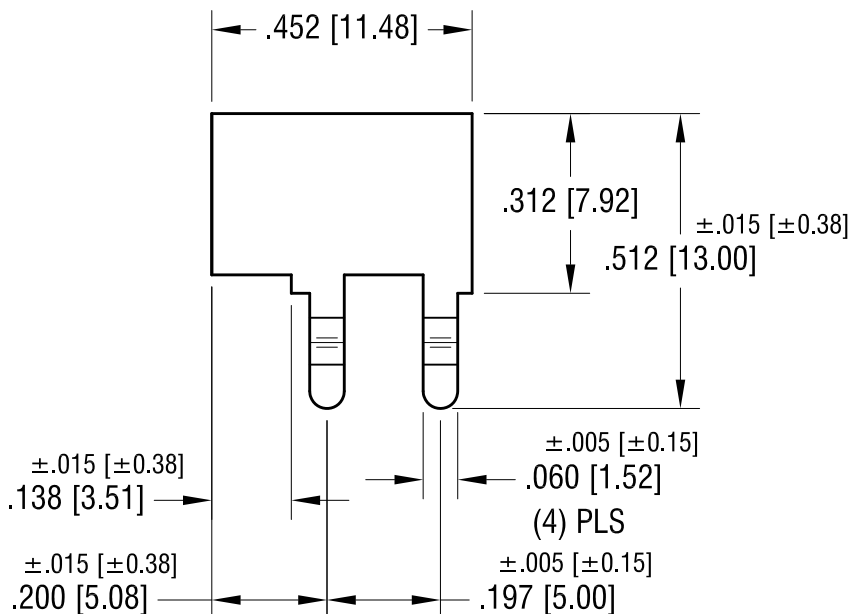
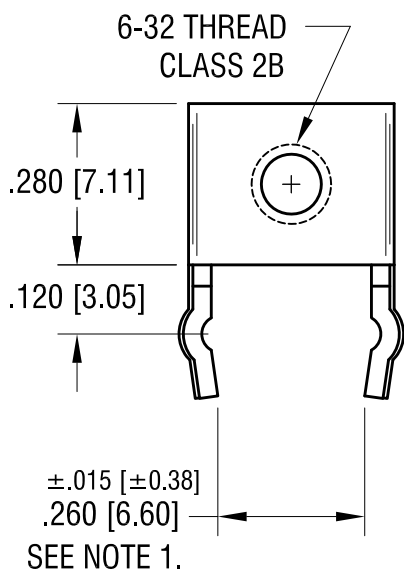
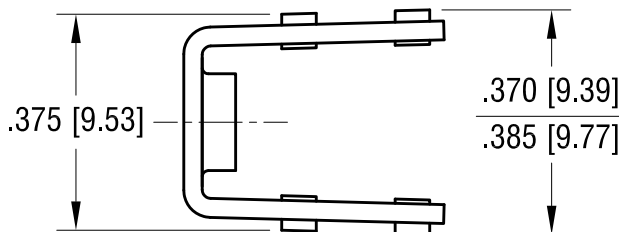
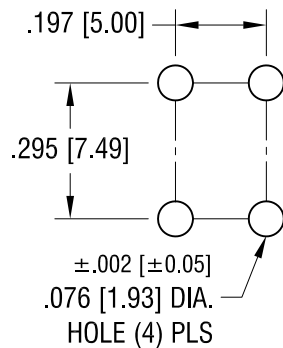


# MOUNTING DETAIL



## NOTE:

1. .260 [6.60] ±.015 [±0.38] DIMENSION TO BE MEASURED AT END OF LEG, NOT AT SEATING PLANE.
2. TERMINAL:  
MAT'L - .032 [0.81] TH'K BRASS, MATTE TIN PLATE  
SCREW : ONE (1) 6-32 x 1/4 L., SUPPLIED LOOSE.  
MAT'L - BRASS, NICKEL PLATE

## PC SCREW TERMINAL WITH COLORED SCREW HEAD

PART NO.	HEAD COLOR	PART NO.	HEAD COLOR
7690-2	RED	7690-5	BLUE
7690-3	BLACK	7690-6	GREEN
7690-4	WHITE	7690-7	YELLOW

## KEYSTONE ELECTRONICS CORP.

www.keyelco.com • ASTORIA, N.Y. 11105-2017 • Tel (718) 956-8900

PART NAME

PC SCREW TERM. W/ COLORED SCREW HEAD

MATERIAL

AS NOTED

FINISH

AS NOTED

DRN BY

BOONE

DATE

10.1.03

APP'D

LN

SCALE

3X

TOLERANCES

INCH

[MM]

DECIMAL

±.010 [±0.25]

ANGULAR

± 1°

UNLESS OTHERWISE SPECIFIED

CODE

C

DWG NO.

7690-2 - 7690-7

7.08.09	CHANGE AS PER ECN 09-096	B
1.3.08	CHANGE AS PER ECN 08-020	A
DATE	DESCRIPTION	REV.

# Mouser Electronics

Authorized Distributor

Click to View Pricing, Inventory, Delivery & Lifecycle Information:

[Keystone Electronics:](#)

[7690-5](#)