samtec




(1.27 mm) .050"

FLE SERIES

# COST-EFFECTIVE RELIABLE SOCKET

## SPECIFICATIONS

For complete specifications and recommended PCB layouts see www.samtec.com?FLE

**Insulator Material:**
Black Liquid Crystal Polymer
**Contact Material:**
Phosphor Bronze
**Plating:**
Au over 50 µ" (1.27 µm) Ni
**Current Rating:**
2.9 A per pin (2 pins powered)
**Operating Temp Range:**
-55 °C to +125 °C
**Insertion Depth:**
(1.83 mm) .072" to (4.37 mm) .172" or pass-through
**Normal Force:**
100 grams (0.98 N)
**Max Cycles:**
100+
**RoHS Compliant:**
Yes

## PROCESSING

**Lead-Free Solderable:**
Yes
**SMT Lead Coplanarity:**
(0.10 mm) .004" max

## RECOGNITIONS

For complete scope of recognitions see www.samtec.com/quality

FILE NO. E111594

## ALSO AVAILABLE (MOQ Required)

- Other platings

**Note:**
Some lengths, styles and options are non-standard, non-returnable.

**Board Mates:**
FTSH, FTS, FW
**Cable Mates:**
FFMD*, FMTP

***Note:** Standard FFMD callout will not mate with FLE, SFMC. Must use gold plated callouts. (See drawing on web.)




**HIGH-SPEED CHANNEL PERFORMANCE**

*Rating based on Samtec reference channel. For full SI performance data visit Samtec.com or contact SIG@samtec.com*

8 Gbps

| FLE | – | 1 | NO. PINS PER ROW | – | 01 | – | PLATING OPTION | – | DV | – | OPTIONS |
|---|---|---|---|---|---|---|---|---|---|---|---|
| | | | 02 thru 50 | | | | –G = 10 µ" (0.25 µm) Gold | | | | |

**–A**
= Alignment Pin (Metal or plastic at Samtec discretion) (3 positions minimum)

**–K**
= (4.25 mm) .167" DIA Polyimide film Pick & Place Pad (5 positions minimum)

**–P**
= Metal Pick & Place Pad (5 positions minimum)

**–TR**
= Tape & Reel

**–FR**
= Full Reel Tape & Reel Packaging (Must order maximum quantities per reel. Contact Samtec for parts per reel)

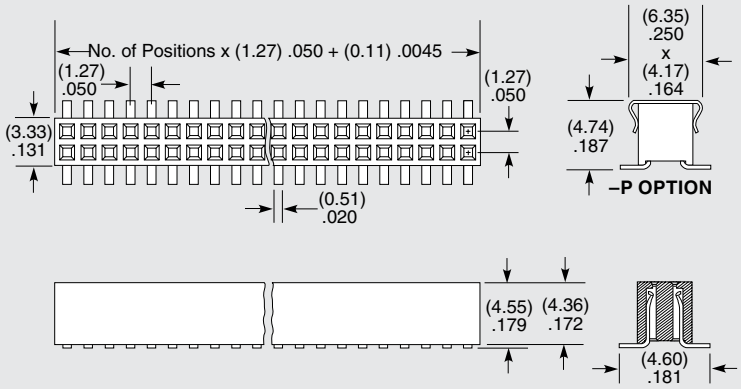


*Due to technical progress, all designs, specifications and components are subject to change without notice.*



*All parts within this catalog are built to Samtec's specifications.*
*Customer specific requirements must be approved by Samtec and identified in a Samtec customer-specific drawing to apply.*