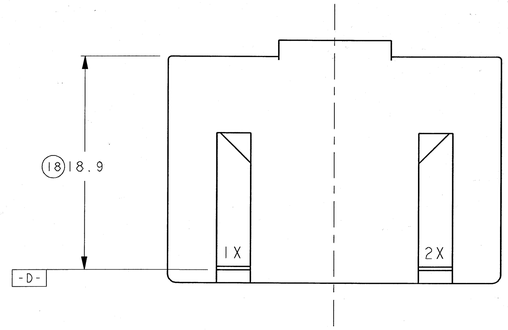

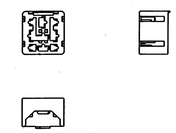

ACTUAL SIZE VIEWS

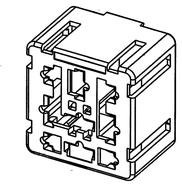

ISOMETRIC VIEW
FOR REFERENCE ONLY

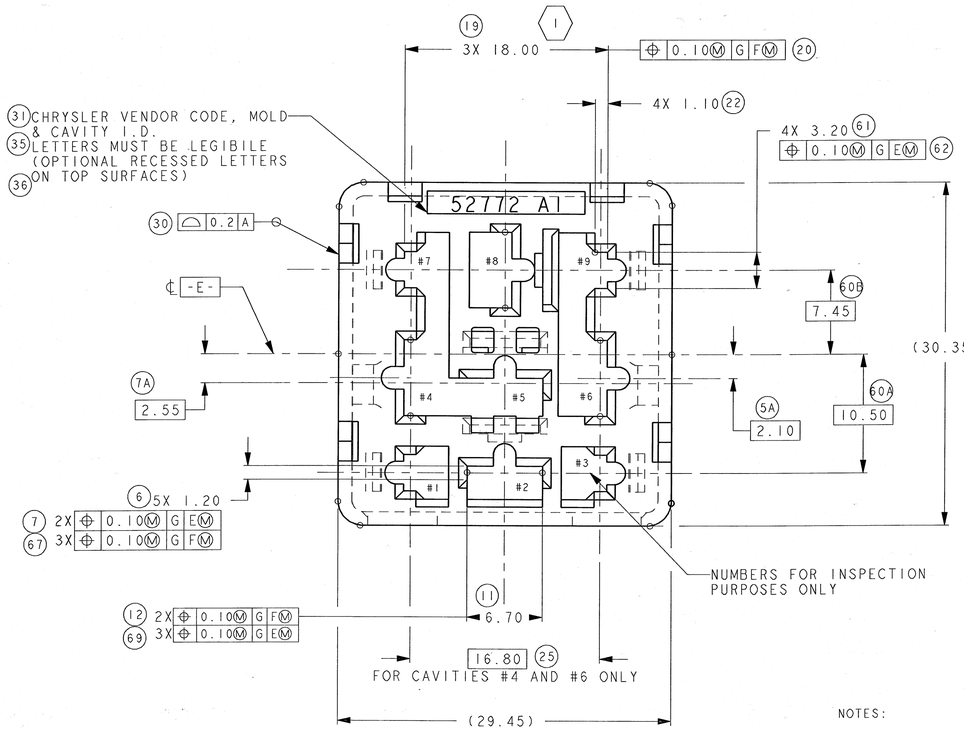

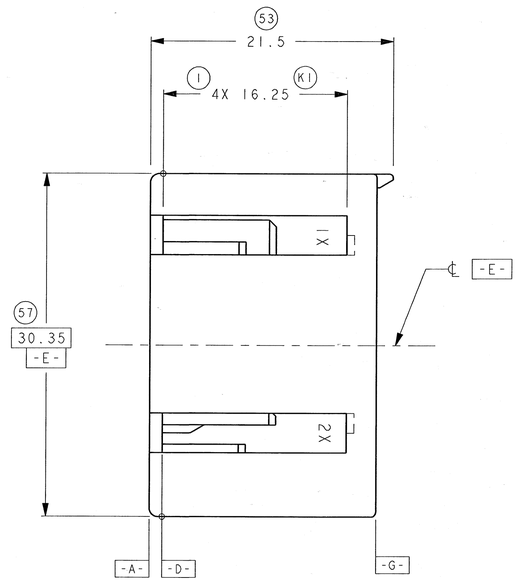

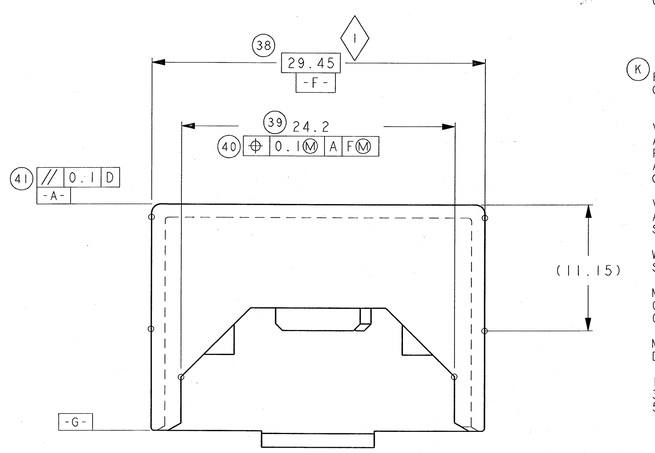

NOTES:

QUALITY ASSURANCE REQUIREMENTS

ITEM 1 : 1

K INDICATES IN-PROCESS INSPECTION FOR MANAFACTURING DIMENSION(S) OR SPECIFICATION(S) : 1

VENDOR MUST SUBMIT FOR ENGINEERING APPROVAL, LOCATION AND TYPES OF PULLER RINGS, GATING, PARTING LINES AND EJECTION PRIOR TO CONSTRUCTION OF TOOLING

VENDOR MUST SUBMIT FOR ENGINEERING APPROVAL, LOCATION AND SIZE OF SUPPLIER I.D. AND MOLD CAVITY I.D.

WIRING FABRICATORS MUST PURCHASE FROM SOURCES SHOWN

MATES WITH:
04801149AA - CHART, INSULATOR, 9 WAY
04801190AA- DIRECT CONNECT, 9 WAY

MUST CONFORM TO FOLLOWING DCA STANDARDS:

1. PS-7300 2. PS-4480
3. PS-6013 (GD&T) 4. PS-9065
5. PF-9600

UNLESS OTHERWISE SPECIFIED:

TOLERANCE ON:
2 PLACE DIMENSIONS ±0.10
1 PLACE DIMENSIONS ±0.25
ANGULAR DIMENSIONS ±2°

DRAFT PERMISSIBLE WITHIN DIMENSIONAL TOLERANCE ONLY

96 PART TO BE MOLDED FREE FROM FLASH, VOIDS, STRESSES. IMPERFECTIONS. AND TOOL MARKS , THAT AFFECT FUNCTION OR HANDLING OF THE PART.

SOURCE IDENTIFICATION MOLD AND CAVITY IDENTIFICATION TO BE SHOWN PER PER ITEM 2

98 MATERIAL:
MS DB41 (SAE PA66)
HEAT STABILIZED & LUBRICATED
HOECHST CELANESE NYLON # 1403 13-15% GF
OPTIONAL
BASF ULTRAMID A3EG3 NYLON 15% GF

99 COLOR:
ROYAL BLUE

DO NOT USE THIS DRAWING FOR TOOLING
USE FOR INSPECTION PURPOSES ONLY

FCI AUTOMOTIVE - 3/8/2006

FCI MASTER COPY WHEN RED

UNCONTROLLED