Customer Information Sheet

DRAWING No.: M22-636XXXX SHEET 2 OF 2	IF IN DOUBT - ASK	©	NOT TO SCALE	THIRD ANGLE PROJECTION	ALL DIMENSIONS IN mm

ORDER CODE:

M22-636XXXX

No. OF CONTACTS PER ROW:
02 TO 20

FINISH:
42 - SELECTIVE GOLD FLASH & 100% TIN
46 - 100% TIN

RECOMMENDED PCB LAYOUT
(TOLERANCE = ±0.05)

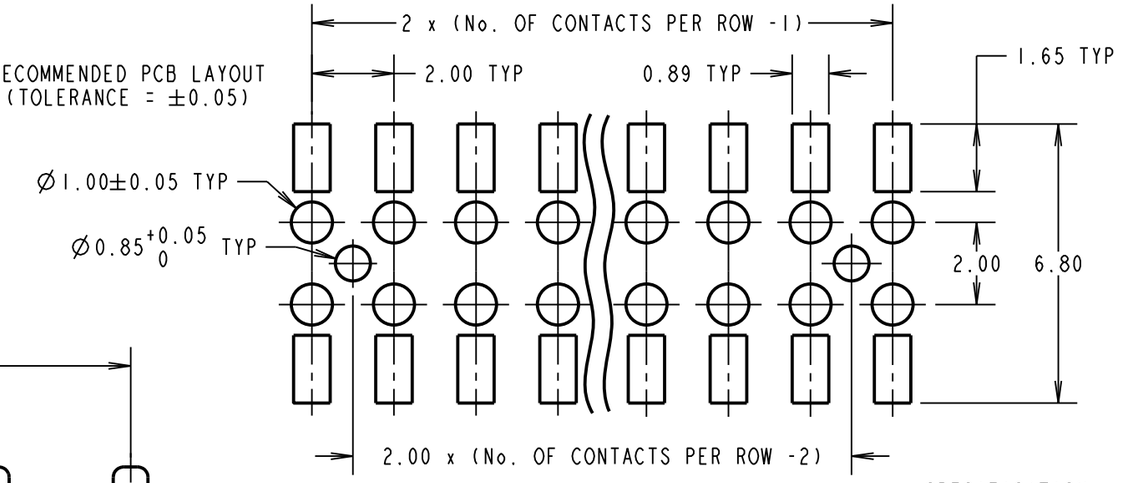

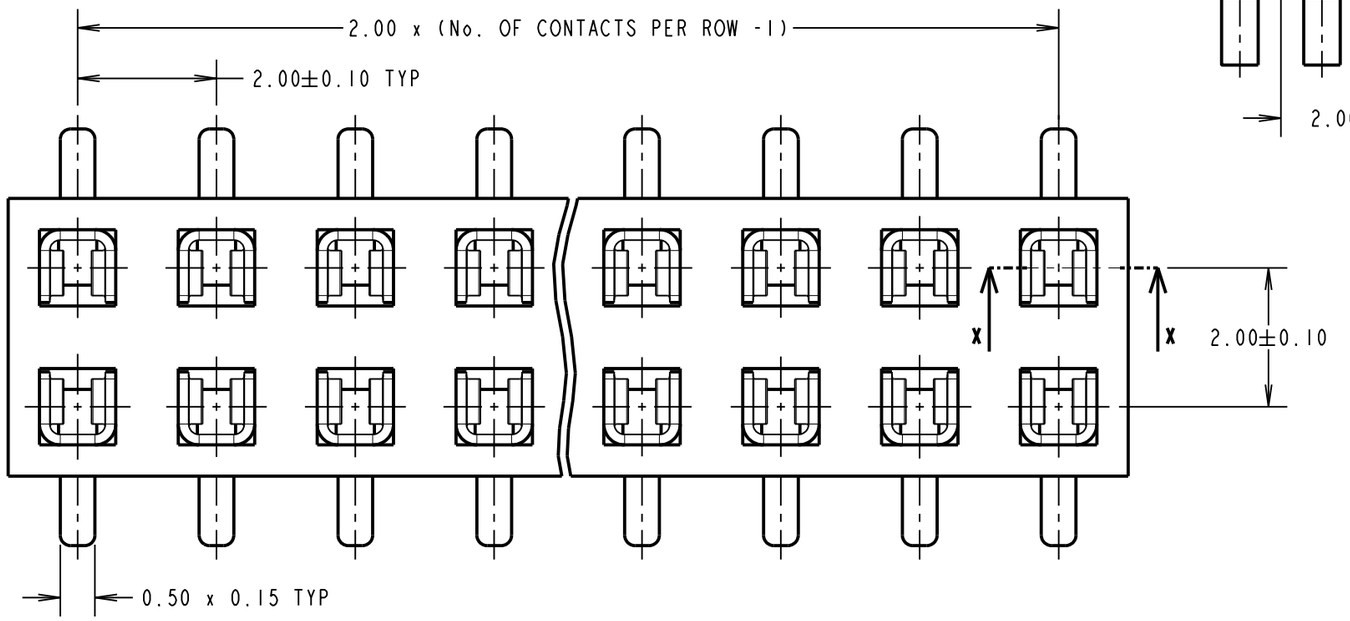

SPECIFICATION:
MATERIAL = PA9T, UL94V-0, BLACK
CONTACTS = PHOSPHOR BRONZE
FINISH:
42 = NICKEL ALL OVER WITH GOLD FLASH ON CONTACT AREA AND 100% TIN ON TAILS
46 = 100% TIN OVER NICKEL
ELECTRICAL:
CURRENT RATING = 2A
CONTACT RESISTANCE = 20mΩ MAX
INSULATION RESISTANCE = 1000MΩ MIN
DIELETRIC WITHSTANDING = 500V AC MIN
MECHANICAL:
DURABILITY = 300 CYCLES MIN
INSERTION FORCE = 1.77N MAX
WITHDRAWAL FORCE = 0.25N MIN
ENVIRONMENTAL:
TEMPERATURE RANGE = -40°C TO +105°C
PACKING:
TUBE
FOR COMPLETE SPECIFICATION, SEE COMPONENT SPECIFICATION C018XX (LATEST ISSUE).

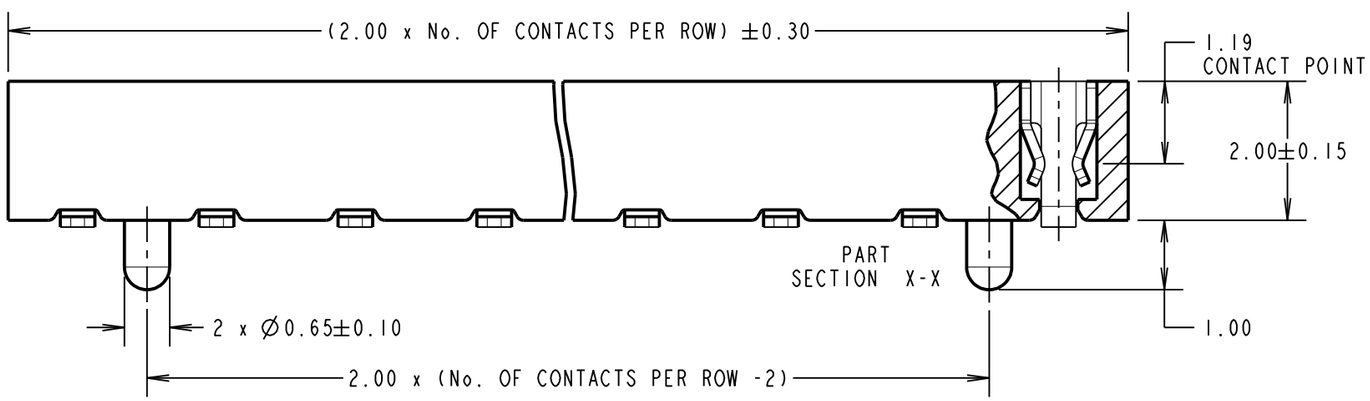

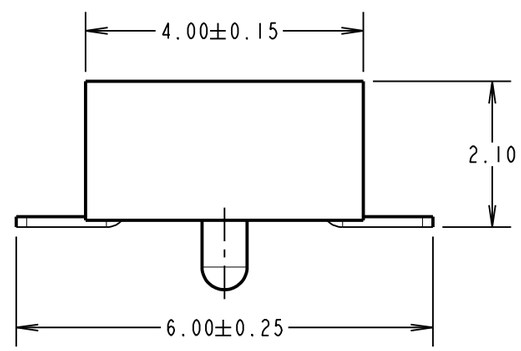

MSP	11	04.10.16	13421
NAME	ISS.	DATE	C/NOTE

APPROVED: M.PERREN
CHECKED: S.BENNETT
DRAWN: D.BECK
CUSTOMER REF.:
ASSEMBLY DRG:

NOTES:
1. ALL TOLERANCES ARE ±0.25, UNLESS OTHERWISE STATED.

HARWIN
www.harwin.com
technical@harwin.com

THIS DRAWING AND ANY INFORMATION OR DESCRIPTIVE MATTER SET OUT HEREON ARE CONFIDENTIAL AND COPYRIGHT PROPERTY OF THE HARWIN GROUP AND MUST NOT BE DISCLOSED, LOANED, COPIED OR USED FOR MANUFACTURING, TENDERING OR FOR ANY OTHER PURPOSE WITHOUT THEIR WRITTEN PERMISSION.

TOLERANCES
X = ±1mm
X.X = ±0.25mm
X.XX = ±0.10mm
X.XXX = ±0.01mm
ANGLES = ±5°
UNLESS STATED

MATERIAL: SEE ABOVE
FINISH: SEE ABOVE
S/AREA: mm²

TITLE: 2mm PITCH DIL SMT VERTICAL LOW PROFILE SOCKET ASSEMBLY

DRAWING NUMBER: M22-636XXXX

SHT 2 OF 2