

CATALOG LISTING
602EN613-R
PAGE 1 OF 1

ISSUE
A

REVISIONS
A 0005415
TCC/AP
24 MAY 04

RASTER
DRAWN
C S L 4 NOV 03

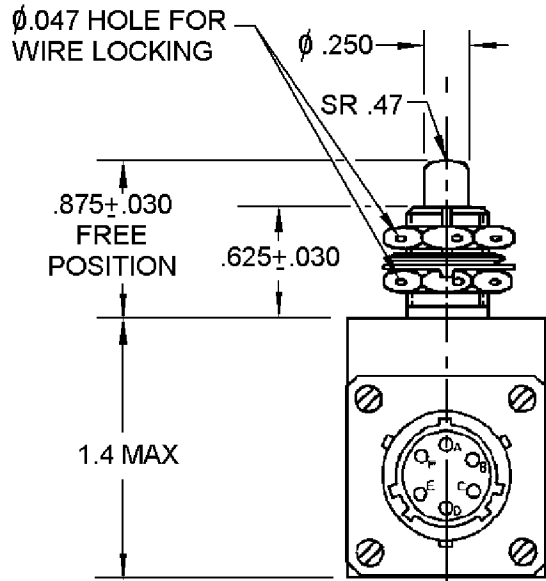
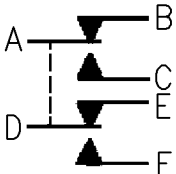
REPLACES
RELEASE NO.
CHECK
CHECK
CHECK

MICRO SWITCH
a Honeywell Division
FED. MFG. CODE 91929

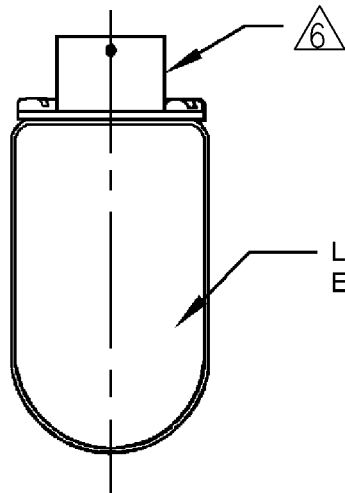
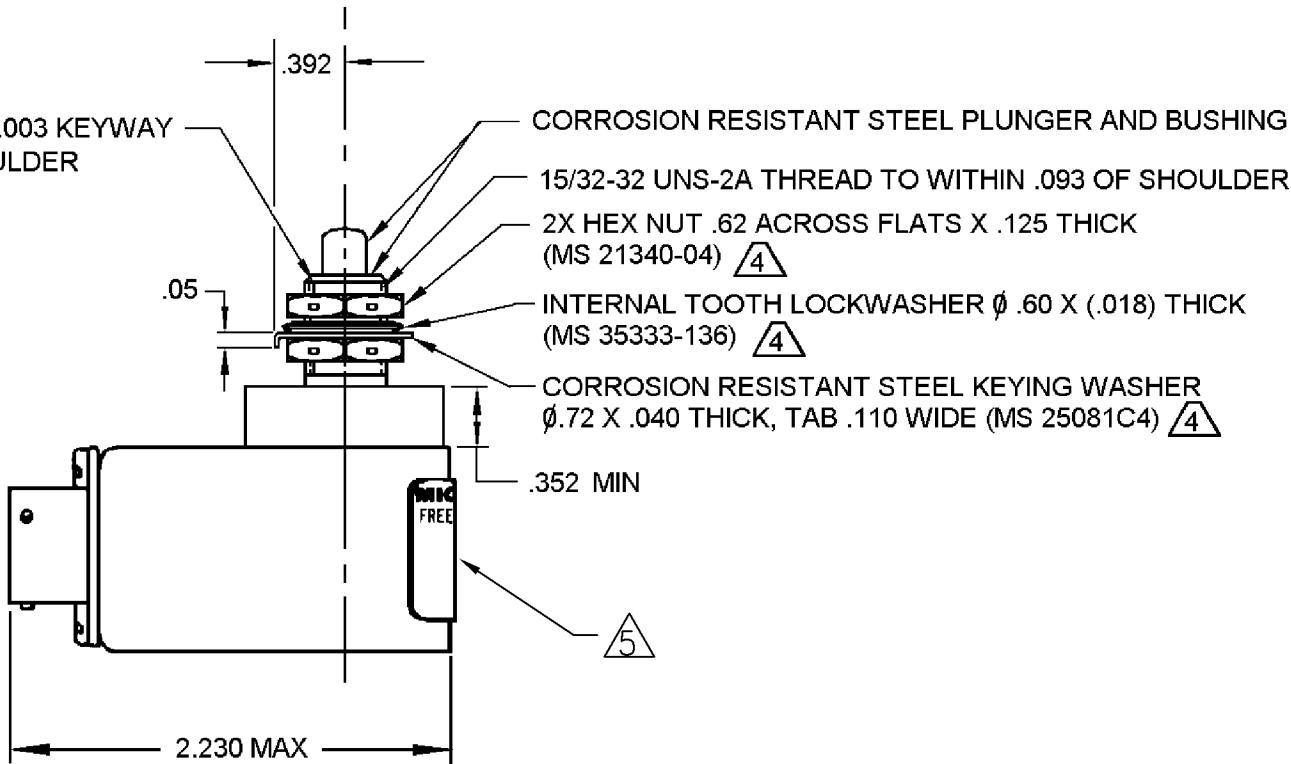
SWITCH - ENCLOSED

CATALOG LISTING
602EN613-R

CIRCUIT DIAGRAM



.072±.004 WIDE X .031±.003 KEYWAY
TO WITHIN .250 OF SHOULDER



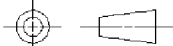
LEADS EMBEDDED AND SEALED WITH
EPOXY CASTING RESIN AND SEALER

ANSI Y14.5M-1982 APPLIES

THIS DRAWING COVERS A PROPRIETARY ITEM AND IS THE PROPERTY OF MICRO SWITCH, A DIVISION OF HONEYWELL. THIS DRAWING IS NOT TO BE COPIED OR USED WITHOUT THE APPROVAL OF MICRO SWITCH

CHARACTERISTICS		ELECTRICAL DATA	
OPERATING FORCE ----- 6-12 LBS		CONTACT ARRANGEMENT	
FULL OVERTRAVEL FORCE ----- 30 LBS MAX		2X SPDT	
RELEASE FORCE ----- 4 LBS MIN		28 VDC	
PRETRAVEL ----- .040 MAX		LOAD	SEA LEVEL 50,000 FT
DIFFERENTIAL TRAVEL ----- .020 MAX		RES	7 7
OVERTRAVEL ----- .125 MIN		IND	4 2.5
		MOTOR	4 4

THIRD ANGLE PROJECTION



SCALE FULL

DO NOT SCALE PRINT

UNLESS OTHERWISE SPECIFIED TOLERANCES ARE		
ONE PLACE	(.01)	±.030
TWO PLACE	(.001)	±.015
THREE PLACE	(.0001)	±.005
ANGLES		±
WEIGHT		

- NOTES
- 1 - COINCIDENCE OF OPERATING AND RELEASING POINTS .010 OF PLUNGER TRAVEL
 - 2 - CORROSION RESISTANT STEEL ENCLOSURE AND PLUNGER
 - 3 - SWITCH SEALED PER MIL-PRF-8805 SYMBOL 4
 - 4 HARDWARE MAY BE PACKAGED UNASSEMBLED PER MIL-PRF-8805
 - 5 CIRCUIT DIAGRAM, CATALOG LISTING AND DATE CODE PRINTED ON NAMEPLATE
 - 6 RECEPTACLE TO MATE WITH MS 3476E10-6S

Mouser Electronics

Authorized Distributor

Click to View Pricing, Inventory, Delivery & Lifecycle Information:

[Honeywell:](#)

[602EN613-R](#)