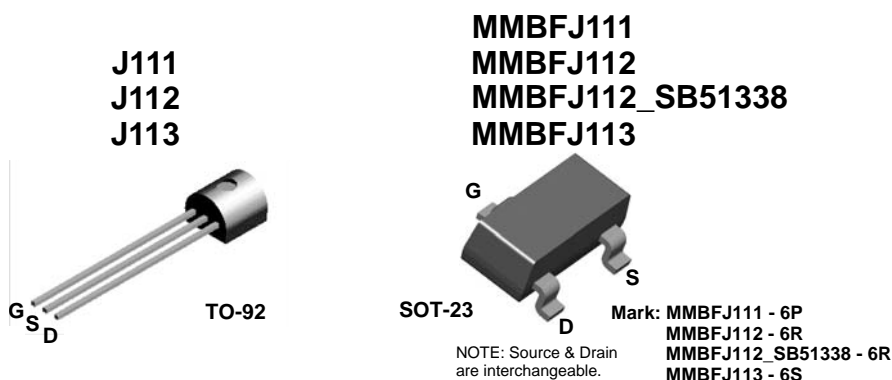


J111 / J112 / J113 / MMBFJ111 / MMBFJ112 / MMBFJ112_SB51338 / MMBFJ113 N-Channel Switch

Features

- This device is designed for low level analog switching, sample and hold circuits and chopper stabilized amplifiers.
- Sourced from Process 51.
- Source & Drain are interchangeable.



Absolute Maximum Ratings* $T_a = 25^\circ\text{C}$ unless otherwise noted

Symbol	Parameter	Value	Units
V_{DG}	Drain-Gate Voltage	35	V
V_{GS}	Gate-Source Voltage	-35	V
I_{GF}	Forward Gate Current	50	mA
T_J, T_{stg}	Operating and Storage Junction Temperature Range	-55 to +150	$^\circ\text{C}$

* These ratings are limiting values above which the serviceability of any semiconductor device may be impaired.

NOTES:

- 1) These ratings are based on a maximum junction temperature of 150 degrees C.
- 2) These are steady state limits. The factory should be consulted on applications involving pulsed or low duty cycle operations.

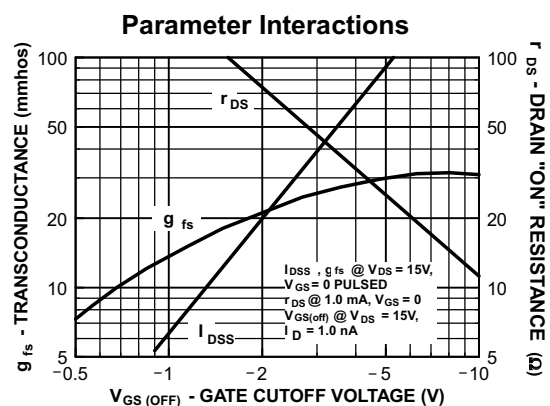
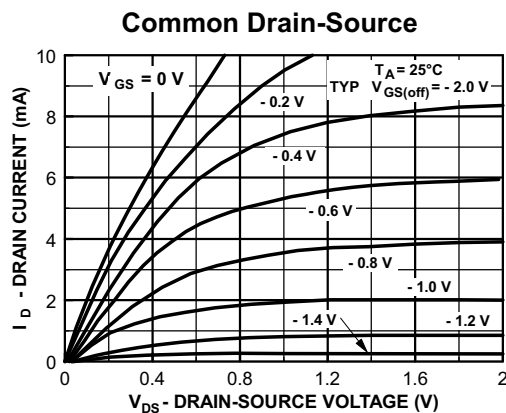
Thermal Characteristics $T_a = 25^\circ\text{C}$ unless otherwise noted

Symbol	Parameter	Max.		Units
		J111-113	*MMBFJ111-113	
P_D	Total Device Dissipation Derate above 25°C	625 5.0	350 2.8	mW mW/ $^\circ\text{C}$
$R_{\theta JC}$	Thermal Resistance, Junction to Case	125		$^\circ\text{C}/\text{W}$
$R_{\theta JA}$	Thermal Resistance, Junction to Ambient	357	556	$^\circ\text{C}/\text{W}$

* Device mounted on FR-4 PCB 1.6" X 1.6" X 0.06".

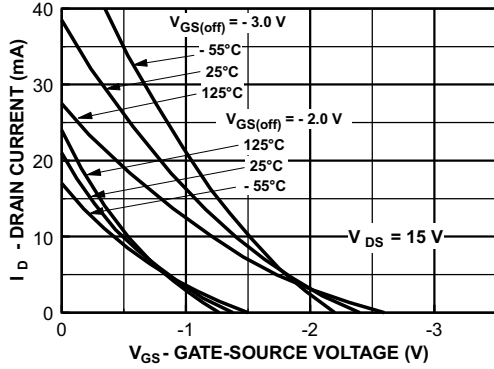
Electrical Characteristics $T_a = 25^\circ\text{C}$ unless otherwise noted

Symbol	Parameter	Test Condition	Min.	Typ.	Max.	Units
Off Characteristics						
BV _{(BR)GSS}	Gate-Source Breakdown Voltage	I _G = -1.0μA, V _{DS} = 0	-35			V
I _{GSS}	Gate Reverse Current	V _{GS} = -15V, V _{DS} = 0			-1.0	nA
V _{GS(off)}	Gate-Source Cutoff Voltage	V _{DS} = 5.0V, I _D = 1.0μA	111	-3.0	-10	V
			112	-1.0	-5.0	V
		MMBFJ112_SB51338		-3.0	-5.0	V
		113		-0.5	-3.0	V
I _{D(off)}	Drain Cutoff Leakage Current	V _{DS} = 5.0V, V _{GS} = -10V			1.0	nA
On Characteristics						
I _{DSS}	Zero-Gate Voltage Drain Current*	V _{DS} = 15V, I _{GS} = 0	111	20		mA
			112	5.0		mA
			113	2.0		mA
r _{DS(on)}	Drain-Source On Resistance	V _{DS} ≤ 0.1V, V _{GS} = 0	111		30	Ω
			112		50	Ω
			113		100	Ω
Small Signal Characteristics						
C _{dg(on)} C _{sg(on)}	Drain Gate & Source Gate On Capacitance	V _{DS} = 0, V _{GS} = 0, f = 1.0MHz			28	pF
C _{dg(off)}	Drain-Gate Off Capacitance	V _{DS} = 0, V _{GS} = -10V, f = 1.0MHz			5.0	pF
C _{sg(off)}	Source-Gate Off Capacitance	V _{DS} = 0, V _{GS} = -10V, f = 1.0MHz			5.0	pF

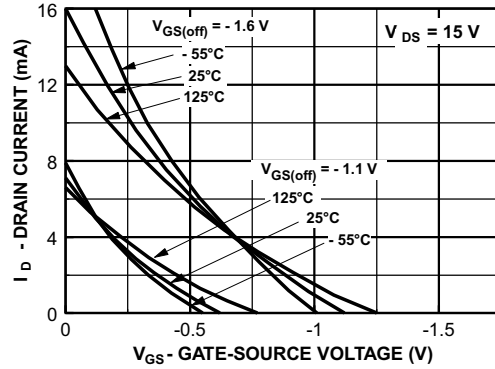
* Pulse Test: Pulse Width $\leq 300\mu\text{s}$, Duty Cycle $\leq 3.0\%$ **Typical Performance Characteristics**

Typical Performance Characteristics (continued)

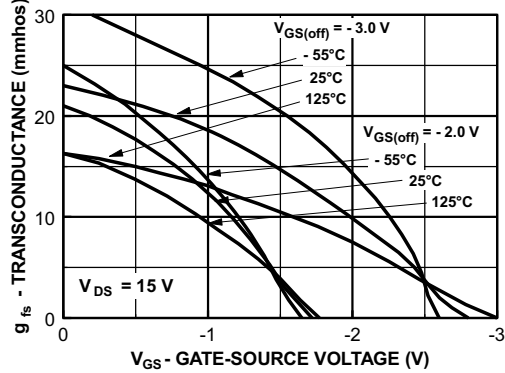
Transfer Characteristics



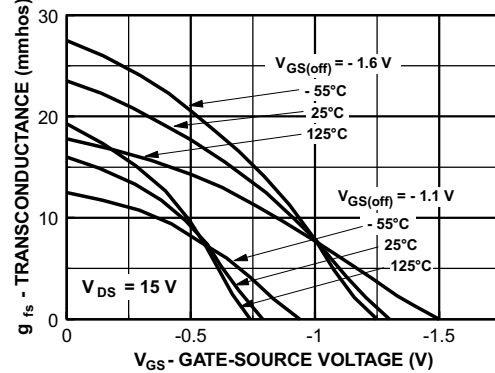
Transfer Characteristics



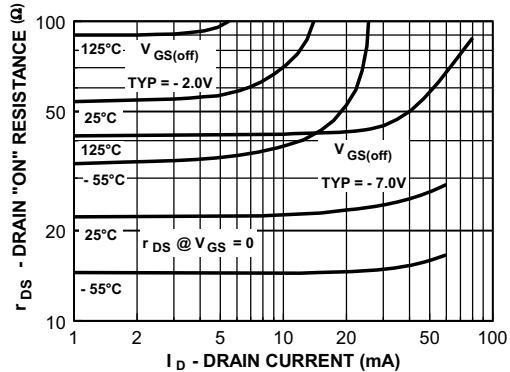
Transfer Characteristics



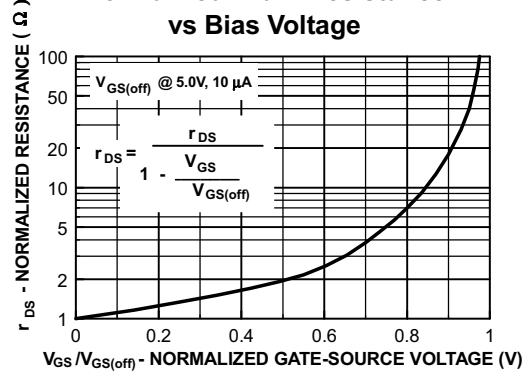
Transfer Characteristics



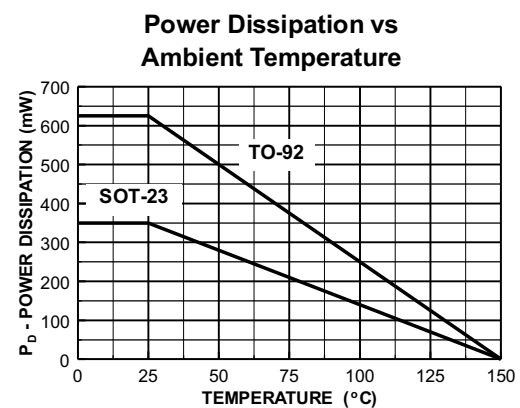
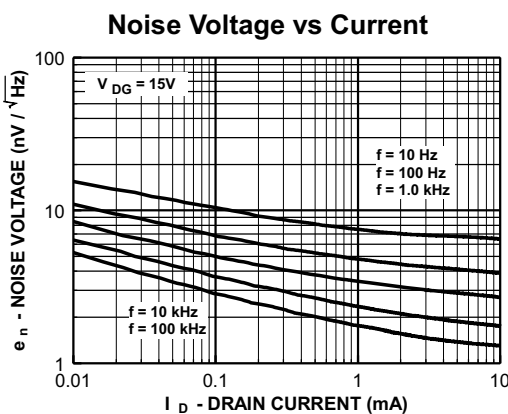
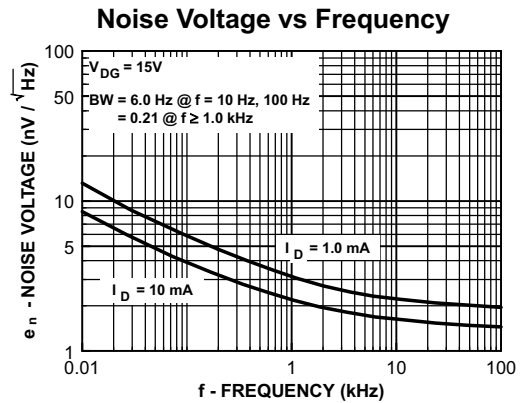
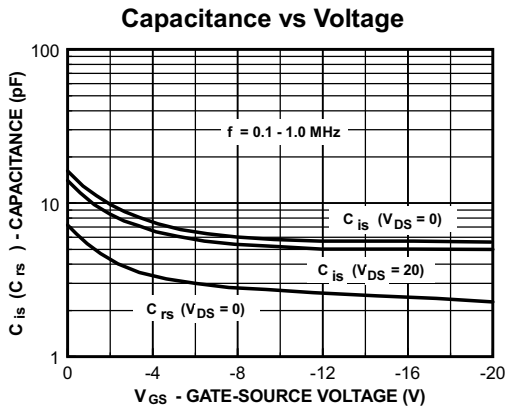
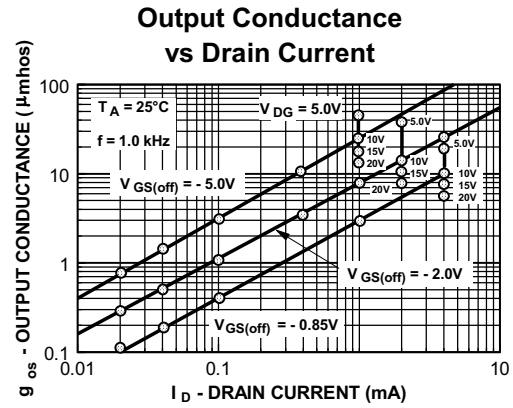
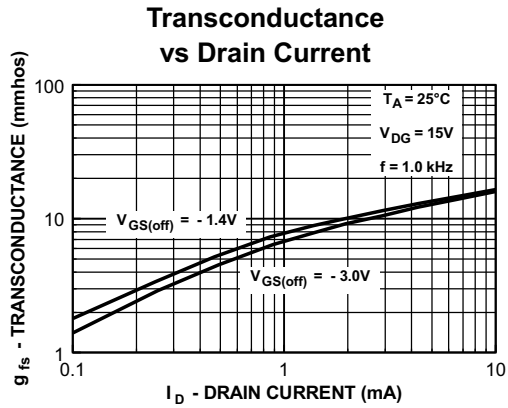
On Resistance vs Drain Current



Normalized Drain Resistance vs Bias Voltage

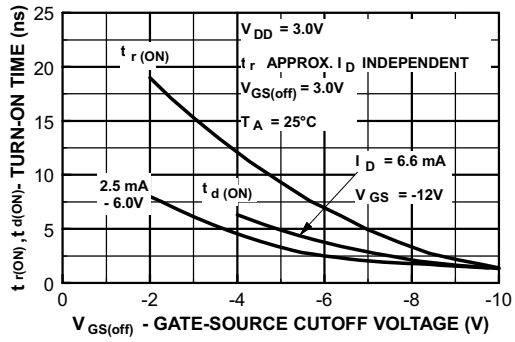


Typical Performance Characteristics (continued)

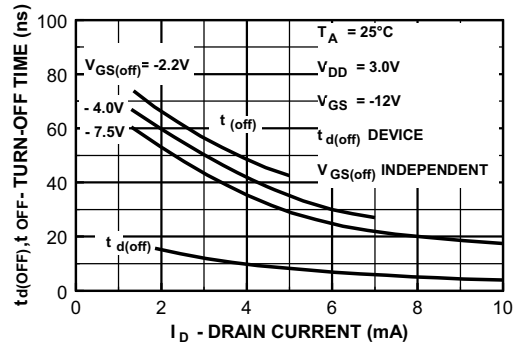


Typical Performance Characteristics (continued)

**Switching Turn-On Time
vs Gate-Source Voltage**







**Switching Turn-Off Time
vs Drain Current**





TRADEMARKS

The following includes registered and unregistered trademarks and service marks, owned by Fairchild Semiconductor and/or its global subsidiaries, and is not intended to be an exhaustive list of all such trademarks.

2Cool [™]	F-PFS [™]	PowerTrench [®]	The Power Franchise [®]
AccuPower [™]	FRFET [®]	PowerXS [™]	the power franchise
AX-CAP [™] *	Global Power Resource SM	Programmable Active Droop [™]	TinyBoost [™]
BitSiC [™]	GreenBridge [™]	QFET [®]	TinyBuck [™]
Build it Now [™]	Green FPS [™]	QS [™]	TinyCalc [™]
CorePLUS [™]	Green FPS [™] e-Series [™]	Quiet Series [™]	TinyLogic [®]
CorePOWER [™]	Gmax [™]	RapidConfigure [™]	TINYOPTO [™]
CROSSVOLT [™]	GTO [™]	 Saving our world, 1mW/W/kW at a time [™]	TinyPower [™]
CTL [™]	IntelliMAX [™]	SignalWise [™]	TinyPWM [™]
Current Transfer Logic [™]	ISOPLANAR [™]	SmartMax [™]	TinyWire [™]
DEUXPEED [®]	Making Small Speakers Sound Louder and Better [™]	SMART START [™]	TranSiC [™]
Dual Cool [™]	MegaBuck [™]	Solutions for Your Success [™]	TriFault Detect [™]
EcoSPARK [®]	MICROCOUPLER [™]	SPM [®]	TRUECURRENT [®] *
EfficientMax [™]	MicroFET [™]	STEALTH [™]	μSerDes [™]
ESBC [™]	MicroPak [™]	SuperFET [®]	 SerDes [®]
 Fairchild [®]	MicroPak2 [™]	SuperSOT [™] -3	UHC [®]
Fairchild Semiconductor [®]	MillerDrive [™]	SuperSOT [™] -6	Ultra FRFET [™]
FACT Quiet Series [™]	MotionMax [™]	SuperSOT [™] -8	UniFET [™]
FACT [®]	Motion-SPM [™]	SupreMOS [®]	VCX [™]
FAST [®]	mWSaver [™]	SyncFET [™]	VisualMax [™]
FastvCore [™]	OptoHiT [™]	Sync-Lock [™]	VoltagePlus [™]
FETBench [™]	OPTOLOGIC [®]	 SYSTEM GENERAL [®] *	XS [™]
FlashWriter [®] *	OPTOPLANAR [®]		
FPS [™]			

* Trademarks of System General Corporation, used under license by Fairchild Semiconductor.

DISCLAIMER

FAIRCHILD SEMICONDUCTOR RESERVES THE RIGHT TO MAKE CHANGES WITHOUT FURTHER NOTICE TO ANY PRODUCTS HEREIN TO IMPROVE RELIABILITY, FUNCTION, OR DESIGN. FAIRCHILD DOES NOT ASSUME ANY LIABILITY ARISING OUT OF THE APPLICATION OR USE OF ANY PRODUCT OR CIRCUIT DESCRIBED HEREIN; NEITHER DOES IT CONVEY ANY LICENSE UNDER ITS PATENT RIGHTS, NOR THE RIGHTS OF OTHERS. THESE SPECIFICATIONS DO NOT EXPAND THE TERMS OF FAIRCHILD'S WORLDWIDE TERMS AND CONDITIONS, SPECIFICALLY THE WARRANTY THEREIN, WHICH COVERS THESE PRODUCTS.

LIFE SUPPORT POLICY

FAIRCHILD'S PRODUCTS ARE NOT AUTHORIZED FOR USE AS CRITICAL COMPONENTS IN LIFE SUPPORT DEVICES OR SYSTEMS WITHOUT THE EXPRESS WRITTEN APPROVAL OF FAIRCHILD SEMICONDUCTOR CORPORATION.

As used herein:

1. Life support devices or systems are devices or systems which, (a) are intended for surgical implant into the body or (b) support or sustain life, and (c) whose failure to perform when properly used in accordance with instructions for use provided in the labeling, can be reasonably expected to result in a significant injury of the user.
2. A critical component in any component of a life support device, or system whose failure to perform can be reasonably expected to cause the failure of the life support device or system, or to affect its safety or effectiveness.

ANTI-COUNTERFEITING POLICY

Fairchild Semiconductor Corporation's Anti-Counterfeiting Policy. Fairchild's Anti-Counterfeiting Policy is also stated on our external website, www.fairchildsemi.com, under Sales Support.

Counterfeiting of semiconductor parts is a growing problem in the industry. All manufacturers of semiconductor products are experiencing counterfeiting of their parts. Customers who inadvertently purchase counterfeit parts experience many problems such as loss of brand reputation, substandard performance, failed applications, and increased cost of production and manufacturing delays. Fairchild is taking strong measures to protect ourselves and our customers from the proliferation of counterfeit parts. Fairchild strongly encourages customers to purchase Fairchild parts either directly from Fairchild or from Authorized Fairchild Distributors who are listed by country on our web page cited above. Products customers buy either from Fairchild directly or from Authorized Fairchild Distributors are genuine parts, have full traceability, meet Fairchild's quality standards for handling and storage and provide access to Fairchild's full range of up-to-date technical and product information. Fairchild and our Authorized Distributors will stand behind all warranties and will appropriately address any warranty issues that may arise. Fairchild will not provide any warranty coverage or other assistance for parts bought from Unauthorized Sources. Fairchild is committed to combat this global problem and encourage our customers to do their part in stopping this practice by buying direct or from authorized distributors.

PRODUCT STATUS DEFINITIONS

Definition of Terms

Datasheet Identification	Product Status	Definition
Advance Information	Formative / In Design	Datasheet contains the design specifications for product development. Specifications may change in any manner without notice.
Preliminary	First Production	Datasheet contains preliminary data; supplementary data will be published at a later date. Fairchild Semiconductor reserves the right to make changes at any time without notice to improve design.
No Identification Needed	Full Production	Datasheet contains final specifications. Fairchild Semiconductor reserves the right to make changes at any time without notice to improve the design.
Obsolete	Not In Production	Datasheet contains specifications on a product that is discontinued by Fairchild Semiconductor. The datasheet is for reference information only.

Rev. I61

Mouser Electronics

Authorized Distributor

Click to View Pricing, Inventory, Delivery & Lifecycle Information:

Fairchild Semiconductor:

[J111_D26Z](#) [J111_D74Z](#) [J111](#)