




# ITT

Interconnect Solutions

## Cannon MKJ Series Connectors



*Engineered for life*

**TRINITY**  
Design • Functionality • Flexibility

[www.ittcannon.com](http://www.ittcannon.com)



# MKJ Series Connectors



## The Challenge

ITT has a long history of providing standard and custom MIL-DTL-38999 connectors which meet the most stringent military requirements. ITT's major military and commercial accounts recently approached us requesting that we take our proven high reliability designs and shrink them to decrease weight and size while maintaining the connectors robust environmental performance and high reliability. Along with these requests, ICS received substantial commentary from other markets including Medical, Industrial, and Space, requesting a similar, miniature circular product.




MKJ connector provides significant size and weight reduction while providing electrical and mechanical characteristics of larger connectors




Split line contact design provides proven reliability in harsh environments



Connector uses size 23 contacts accepting #22 to #28 wire. Contact spacing is reduced to 0.076 inches providing a compact yet robust package.



Master key and 2 secondary keys allow multiple clocking positions



Pogo pin/pad technology. Touch pad contacts increase ease of cleanability, highly desirable in harsh environments.



Integral band platform allows direct attachment of cable shield to connector.



Double start threads prevent thread damage and allow full connector mating in 1.5 turns. Durable design ideal for harsh shock and vibration environments.



Breakaway design incorporates a simple push/pull mating mechanism allowing quick connector disconnect.

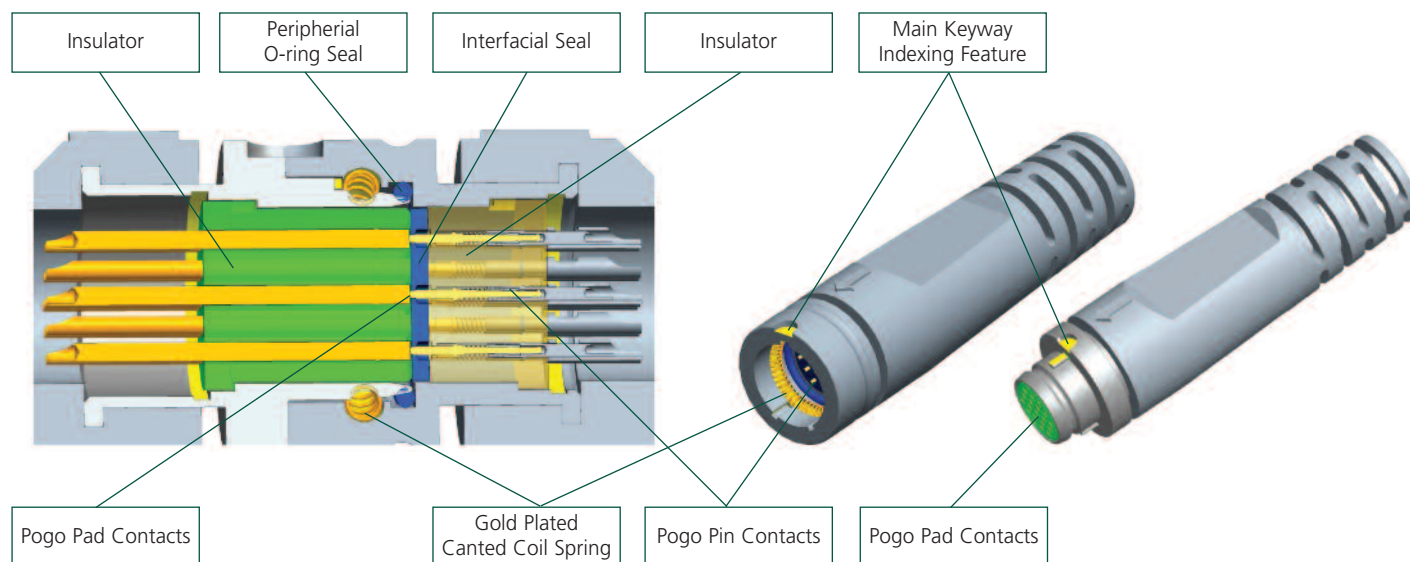
## The ITT Solution ...

ITT took on the challenge, driving innovation in mating capabilities and contacts to reduce size and weight while maintaining the high level of quality customers have come to expect from ITT over 90 years of engineering excellence. ITT collated a substantial amount of industry VOC from top tier military and commercial accounts. This feedback arrived from industry leading ICS customers, pioneering products in their fields including satellites & missiles, test and medical equipment, and tactical battlefield gear. Using this information and leveraging our historical product expertise, ITT engineered a product meeting our customers defined mix of Design, Functionality, and Flexibility. The result of this process represents our innovative new product line, Trinity. Offering three coupling methodologies {threaded, bayonet, and breakaway} and a highly engineered design, this innovative product reduces weight and size without sacrificing robust environmental performance or reliability. ITT ICS is proud to introduce our exciting new Trinity product line, engineered to the stringent quality standards for which ITT is world renown.



**TRINITY**  
Design • Functionality • Flexibility

The Trinity MKJ family of mini circular connectors provide approximate electrical and mechanical characteristics of larger and heavier Military Standard Environmental connectors while reducing weight up to 71% and size up to 52%. All MKJ series connector's shells and jam nuts are available in high quality aluminum alloy or corrosion resistant steel per AMS-QQ-S 763. The MKJ series comes with rear accessory thread or integral band platform for direct attachment of cable shield and overmold. The MKJ series of connectors come with a variety of coupling mechanisms: threaded, breakaway, and bayonette. In addition, a Pogo Pin technology utilizing ITT's unique spring probe pin/touch pad contact system is available. The MKJ series receptacle comes with a variety of mounting options for both crimp and PCB contacts including in-line, jam nut, front mount, square flange mount, and flange mount. The MKJ0, MKJ1, and MKJ3 feature a master key and 2 secondary keys for positive mating with 4 clocking positions available. The MKJ0 connector is ideal for everyday operations where size and weight are at a premium. The MKJ1 connector is ideal for harsh shock and vibration environments. The MKJ3 connector can be fully mated in a 1/4 turn. The MKJ4 connector provides a quick push to mate / pull to unmate disconnect mechanism for fast breakaway connections.



Series MKJ Performance	
Contact size / Spacing	#23 / 0.076 inches (1.9 mm)
Contact Type	Rear Crimp or PCB Mount
Wire Accomodation	#22 - #28 AWG
Current Rating	5 Amps Maximum
Voltage Rating	500 VAC RMS Sea Level
Insulation Resistance	5000 Megaohms Minimum
Operating Temperature	-55 degrees C to +150 degrees C
Contact Resistance	8 Milliohms Maximum
Vibration	20 g's in Accordance with MIL-STD-1344 Method 2005, Condition IV
Shock	300 g's (MKJ1) 50 g's (MKJ0 and MKJ4) in Accordance with MIL-STD-1344 Method 2004, Condition E
EMI Shielding Effectiveness	40dB Attenuation, 100 MHz to 1000 MHz
Coupling	Threaded, Quick Disconnect, Pogo Pin
Coding	Master key and 2 secondary keys. 4 clocking positions available
Housing material	Aluminum and Stainless Steel
Layouts	31 layouts holding from 1 size 12 contact to 85 size 23 contacts
Usage	Medical, Military, Commercial, and Industrial
Receptacle Mounting	Jam Nut, Square Flange, In-line, PCB

# MKJ Series Connectors



## Electrical specifications for the connector

The MKJ series of products uses size 23 pin and socket contacts with equivalent electrical performance of size 22 contacts. These smaller contacts accept #22 - #28 AWG wire and allow the contact spacing to be reduced down to 0.076 inches. The connector's LCP dielectric insulating material can accommodate from 3 to 85 contacts in various shell sizes. This high density packaging, along with a reduced wall thickness and scoop, allows a dramatic decrease in size and weight of the MKJ connector while retaining the approximate mechanical and electrical characteristics of heavier and larger Military Standard Environmental connectors. The connector is capable of operating between -55 degrees Celsius and +150 degrees Celsius and can be mated up to 2,000 cycles. Maximum electrical current is 5 Amps and maximum voltage at sea level is 500 VAC RMS.

Max. Voltage	Max. Current	Operating Temp	Durability
500 VAC RMS Sea Level	5 Amps Maximum	-55 degrees C to +150 degrees C	2,000 mated cycles

### MKJ Product Line Talking Dog



#### MKJ1

##### SERIES

- MKJ0 - Threaded Coupling, UN Thread
- MKJ1 - Threaded Coupling, Double Start ACME Thread
- MKJ3 - Bayonet Coupling
- MKJ4 - Breakaway/Quick Disconnect

#### C

##### CLASS

- A - Environmental Plug and Receptacle with Banding/Overmolding Platform
- B - Environmental Plug and Receptacle with Threaded Accessory Attachment
- C - Back- Potted Receptacle

#### 2

##### SHELL STYLE

- 1 - In-Line Receptacle
- 2 - Square Flange Receptacle
- 6 - Straight Plug
- 7 - Jam Nut Receptacle

#### F

##### MATERIAL/PLATING

- C - Aluminum/Anodize, Black
- F - Aluminum/Electroless Nickel
- W - Aluminum/OD Cad
- Z - Aluminum/Zinc Nickel, Black
- K - SS/Passivated
- Y - SS/Electroless Nickel, Black
- T - Aluminum/Teflon Nickel

#### 9-19

##### SHELL SIZE/CONTACT ARRANGEMENT

- |       |                     |                                     |
|-------|---------------------|-------------------------------------|
| 5-3   | 3 Size 23 Contacts  | Series MKJ0, MKJ1, MKJ2, MKJ3, MKJ4 |
| 6-1   | 1 Size 16 Contact   | Series MKJ0, MKJ1, MKJ2, MKJ3, MKJ4 |
| 6-4   | 4 Size 23 Contacts  | Series MKJ0, MKJ1, MKJ2, MKJ3, MKJ4 |
| 6-7   | 7 Size 23 Contacts  | Series MKJ0, MKJ1, MKJ2, MKJ3, MKJ4 |
| 7-1   | 1 Size 12 Contact   | Series MKJ0, MKJ1, MKJ2, MKJ3, MKJ4 |
| 7-10  | 10 Size 23 Contacts | Series MKJ0, MKJ1, MKJ2, MKJ3, MKJ4 |
| 8-13  | 13 Size 23 Contacts | Series MKJ0, MKJ1, MKJ2, MKJ3, MKJ4 |
| 9-4   | 4 Size 16 Contacts  | Series MKJ0, MKJ1, MKJ2, MKJ3, MKJ4 |
| 9-19  | 19 Size 23 Contacts | Series MKJ0, MKJ1, MKJ2, MKJ3, MKJ4 |
| 10-26 | 26 Size 23 Contacts | Series MKJ0, MKJ1, MKJ2, MKJ3, MKJ4 |
| 12-2  | 2 Size 12 Contacts  | Series MKJ0, MKJ1, MKJ2, MKJ3, MKJ4 |
| 12-37 | 37 Size 23 Contacts | Series MKJ0, MKJ1, MKJ2, MKJ3, MKJ4 |
| 13-2  | 2 Size 12 Contacts  | Series MKJ1                         |
| 13-37 | 37 Size 23 Contacts | Series MKJ1                         |
| 14-55 | 55 Size 23 Contacts | Series MKJ2, MKJ3, MKJ4             |
| 15-55 | 55 Size 23 Contacts | Series MKJ2, MKJ3, MKJ4             |
| 16-55 | 55 Size 23 Contacts | Series MKJ1                         |
| 17-85 | 85 Size 23 Contacts | Series MKJ1                         |

#### P

##### CONTACT STYLE

- P - Pin, Crimp, Removable
- S - Socket, Crimp, Removable
- A - Pin, PC Tail, .0062 Extension
- B - Pin, PC Tail, 0.109 Extension
- C - Socket, PC Tail, 0.062 Extension
- D - Socket, PC Tail, 0.109 Extension
- G - Pin, Pogo, Crimp, Removable
- O - Pad, Pogo, Crimp, Removable

#### N

##### SHELL CLOCKING (POSITION)

###### MKJ0 Series

- N - Normal
- X - Clocking Position X
- Y - Clocking Position Y
- Z - Clocking Position Z

###### MKJ1 Series

- A - Normal 150° 210°
- B - Clocking Position B 75° 210°
- C - Clocking Position C 95° 230°
- D - Clocking Position D 140° 275°

###### MKJ3 Series

- N - Normal 150° 210°
- X - Clocking Position X 75° 210°
- Y - Clocking Position Y 95° 230°
- Z - Clocking Position Z 140° 275°

###### MKJ4 Series

- Omit for Single Key/Keyway
- A - Normal 150° 210°
- B - Clocking Position B 75° 210°
- C - Clocking Position C 95° 230°
- D - Clocking Position D 140° 275°

#### \*\*

##### MODIFICATION CODES

- F0 - Less Contacts ("F0" not printed on connector)
- (No modification code required for standard product)
- Consult Factor for other codes



# ITT

## Customer Support Locations

### *CHINA*

Tuopandun Industrial Area, Jinda Cheng,  
Xiner Village, Shajing Town,  
Baoan District, Shenzhen City,  
Guangdong, China 518125  
phone: +86.755.2726.7238  
fax: +86.755.2726.7515

### *GERMANY*

Cannonstrasse 1  
Weinstadt, 71384  
phone: +49.7151.699.0  
fax: +49.7151.699.217

### *FRANCE*

15, Boulevard Robert Thiboust  
Serris, France 77700  
phone: +33.1.60.04.93.93  
fax: +33.1.60.04.93.90

### *HONG KONG*

Units 2405-6, 24/F, ING Tower  
308 Des Voeux Road  
Central  
Hong Kong  
phone: +852.2732.2720  
fax: +852.2732.2919

### *ITALY*

Corso Europa 41/43  
Lainate (MI), Italy 20020  
phone: +39.02938721  
fax: +39.0293872300

### *JAPAN*

11-3, 5 Chome, Hibarigaoka, Zama-shi  
Kanagawa, Japan 228-0003  
phone: +81.462.57.2010  
fax: +81.462.57.1680

### *UK*

Jays Close, Viables Estate  
Basingstoke, RG22 4BA  
phone: +44.1256.311200  
fax: +44.1256.323356

### *USA*

666 East Dyer Road  
Santa Ana, CA 92705  
toll free: 1.800.854.3028  
phone: +1.714.557.4700  
fax: +1.714.628.2142