USED ON –

TOOL NUMBER 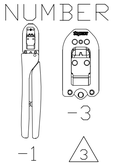	WIRE SIZE mm^2 [AWG] 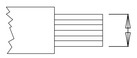	INSULATION DIAMETER mm [in.] 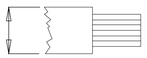	INSUL. ADJ.	FLIP LOCATOR 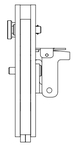	STRIP LENGTH mm [in.] 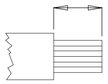	CRIMP HEIGHT mm [in.]	CONTACT PART NUMBERS △1 LOOSE PIECE 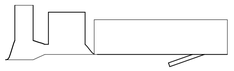	STRIP FORM 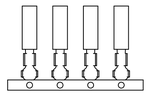	CONTACT DESCRIPTION	APPLIC. SPECIFIC.
-1 △3 -3										
91556-1 91556-3	0.12-0.38 [26-22]	1.10-1.60 [.043-.063]	YES	NO	3.2-3.7 [.126-.146]	0.69-0.78 [.027-.031]	170204-[ ]	170262-[ ]	"EI" Series Contacts	114-5035
	0.50-0.60 [20]	1.25-1.90 [.049-.075]				0.83-0.93 [.033-.037]				
91562-1 91562-3	0.05-0.08 [28-30]	1.00-1.20 [.039-.047]	NO	YES	3.2-3.7 [.126-.146]	0.60 ± 0.05 [.024 ± .002]	170205-[ ]	170263-[ ]	"EI" Series Contacts	114-5035
	0.13 [26]	1.10-1.30 [.043-.051]				0.66 ± 0.05 [.026 ± .002]				
91566-1 91566-3	0.14-0.22 [26-24]	1.10-1.60 [.043-.063]	NO	NO	3.2-3.7 [.126-.146]	0.54-0.69 [.021-.027]	170429-[ ]	170376-[ ]	"EI" Series Contacts	114-5035
	0.29-0.52 [22-20]	1.25-1.90 [.049-.075]				0.68-0.83 [.027-.033]				
91570-1 91570-3	0.05-0.09 [30-28]	1.00-1.20 [.039-.047]	NO	YES	3.2-3.7 [.126-.146]	0.52-0.63 [.020-.025]	170430-[ ]	170377-[ ]	"EI" Series Contacts	114-5035
	0.12-0.15 [26]	1.10-1.30 [.043-.051]				0.58-0.70 [.023-.028]				
91571-1 91571-3	0.12-0.22 [26-24]	1.10-1.50 [.043-.051]	NO	NO	2.5-3.5 [.098-.138]	0.69-0.83 [.027-.033]	170369-[ ]	170354-[ ]	Low Profile "EI" Series Contacts	114-5051
	0.30-0.35 [22]	1.35-1.90 [.053-.075]				0.69-0.83 [.027-.033]				

△1 LIST OF APPLIED CONTACT PART NUMBERS MAY NOT BE COMPLETE AND IS SUBJECT TO CHANGE. FOR CURRENT INFORMATION ON TERMINAL PART NUMBERS, CONTACT THE TOOLING ASSISTANCE CENTER : 1-800-722-1111.

2. AMP, CERTI-CRIMP, and "EI" are trademarks.

△3 -1 IS A CERTICRIMP II HAND TOOL ASSEMBLY.
-3 IS A CERTICRIMP II HEAD SUB-ASSEMBLY.

4. THE HAND TOOL INSTRUCTION SHEET, ALSO KNOWN AS AN "IS", FOR MOST CERTI-CRIMP II TOOLS USE IS 408-8547. IF THE TOOL HAS A FLIP LOCATOR USE IS 408-10414.

P	LTR	REVISION RECORD	DATE	DWN	APVD
	C1	REVISED – NEW FORMAT	2-2012	MY	BAW

DIMENSIONS: mm
TOLERANCES UNLESS OTHERWISE SPECIFIED:
0 PLC ± –
1 PLC ± –
2 PLC ± –
3 PLC ± –
4 PLC ± –
ANGLES ± –
SURFACE TEXTURE –√

CERTI-CRIMP II DATA SHEET

DWN M. YOUNGER 21FEB2012	MATERIAL – –	HEAT TREAT – –	
CHK B.A.WOLFE 22FEB2012	TE Connectivity		
APVD B.A. WOLFE 22FEB2012			
NAME CERTI-CRIMP II TOOL DATA SHEET EI SERIES CONNECTORS			
SCALE –	SIZE A1	DRAWING NO 1583007	SHEET 1 OF 1 REV C1

LOC A
DIST 00

3308-8 (3/11)

DIMENSIONING AND TOLERANCING PER ASME Y14.5M (ISO STANDARDS) THIS DRAWING IS A CONTROLLED DOCUMENT. 1583007 DWG NO

THIS INFORMATION IS CONFIDENTIAL AND PROPRIETARY TO TYCO ELECTRONICS CORPORATION AND ITS WORLDWIDE SUBSIDIARIES AND AFFILIATES. IT MAY BE DISCLOSED TO MEMBERS OF THE PUBLIC ONLY THAN TE PERSONNEL, WITHOUT AUTHORIZATION FROM TE (www.TE.com).