

## INTRODUCTION:

Adam Tech ADC Series DC Power Jacks are a complete line of miniature and sub-miniature power jacks primarily used for the transmission of wall current transformed to DC power, for detached and hand held instruments. Adam Tech power jacks are manufactured with a variety of center pin sizes for all standard applications including 1.00mm, 1.30mm, 2.00mm and 2.50mm. Our contact is designed using a wide spring grade plated copper alloy for exceptional plug retention and low contact resistance.

## FEATURES:

- Low Profile designs
- Superior contact system
- Exceptional plug retention
- Choice of Center pin sizes
- Hi Temp Versions
- Hi Current Versions

## MATING PLUGS:

All industry standard 1.00mm, 1.30mm, 2.00mm, 2.35mm and 2.50mm Plugs.

## SPECIFICATIONS:

### Material:

Standard insulator: PBT Glass reinforced, rated UL94V-0  
Optional Hi-Temp insulator: Nylon 6T, rated UL94V-0  
Insulator Color: Black  
Center Pin: Brass, Nickel plated  
Contacts: Copper alloy

### Contact Plating:

Silver over nickel underplate

### Electrical:

Operating voltage: 12V DC max.  
Current rating: 1 Amp max.  
Contact resistance: 30 mΩ max. initial  
Insulation resistance: 50 MΩ min.  
Dielectric withstanding voltage: 250V AC for 1 minute

### Mechanical:

Insertion force: 3 kg max.  
Withdrawal force: 0.3 kg min  
Mating durability: 5000 cycles min.

### Temperature Rating:

Operating temperature: -25°C to +85°C  
Soldering process temperature:  
Standard insulator: 235°C  
Hi-Temp insulator: 260°C

## PACKAGING:

Anti-ESD plastic bags or Tape and Reel

## APPROVALS AND CERTIFICATIONS:

UL Recognized File No. E224053  
CSA Certified File No. LR1578596

**HI-TEMP**  
INSULATOR  
AVAILABLE



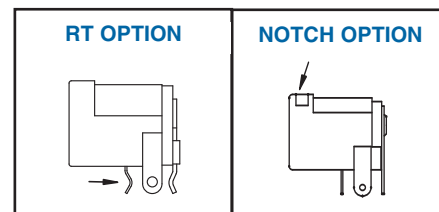
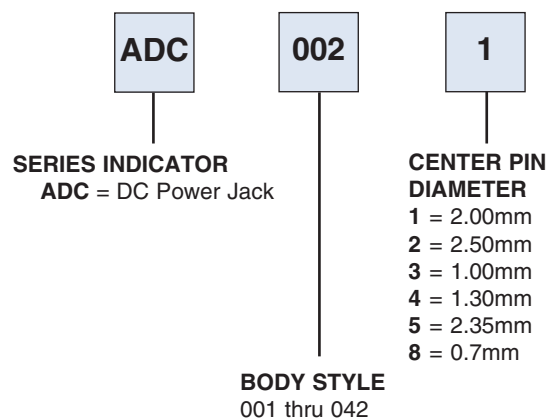
# DC POWER JACKS

## PC BOARD AND PANEL MOUNT

### ADC SERIES



## ORDERING INFORMATION



## OPTIONS:

Add designator(s) to end of part number

**RT** = PC Board Retention Feature  
(Type 007 & 009 only)

**HT** = Hi-Temp insulator for Hi-Temp soldering processes up to 260°C

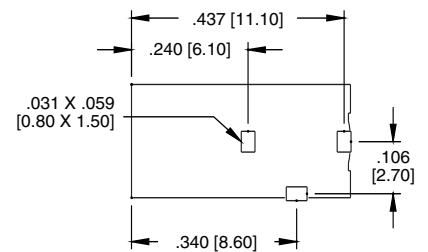
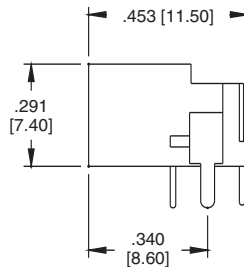
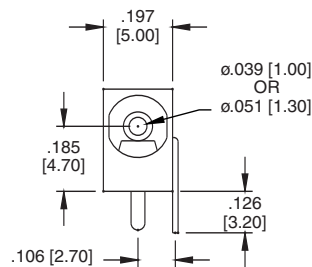
**N** = Notch option, (ADC-002 only)

**ADCH** = DC Power Jack Hi-Current 5 Amp Version

#### ADC-007



ADC-007-3

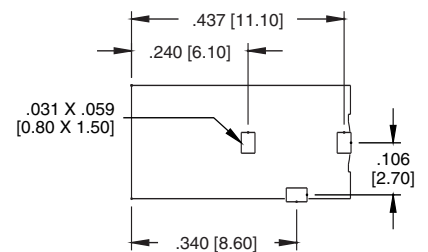
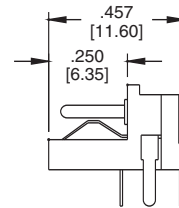
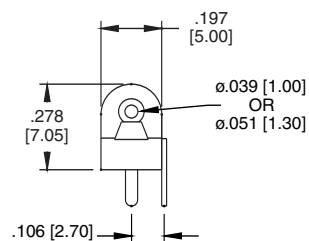


Recommended PCB Layout

#### ADC-009



ADC-009-3

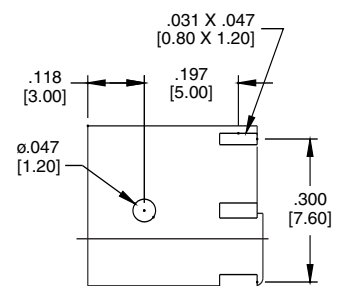
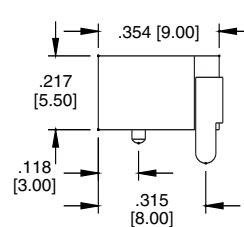
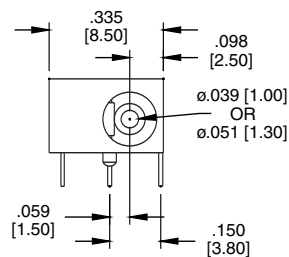


Recommended PCB Layout

#### ADC-011



ADC-011-3

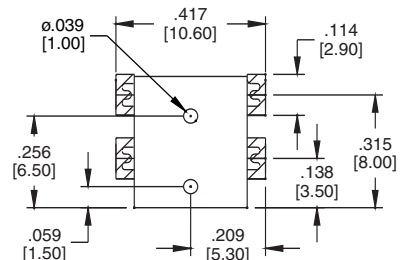
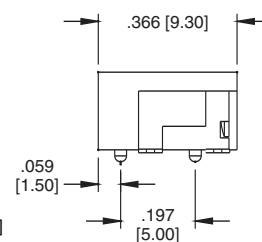
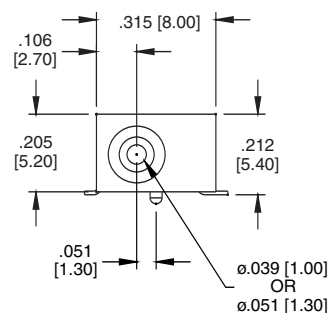


Recommended PCB Layout

#### ADC-021



ADC-021-3

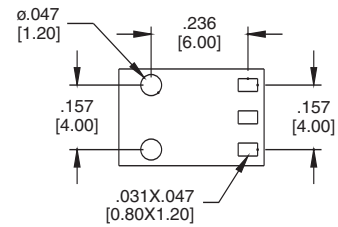
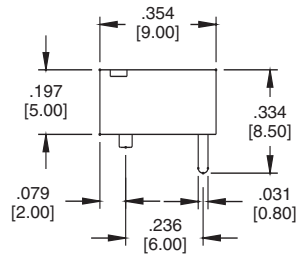
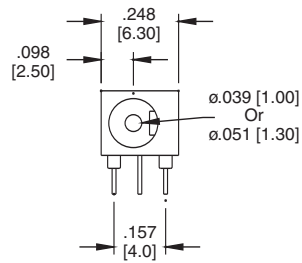


Recommended PCB Layout

#### ADC-029



ADC-029-1

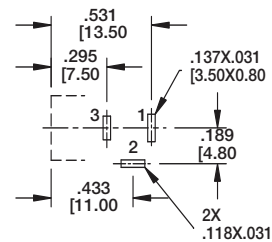
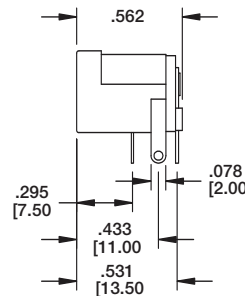
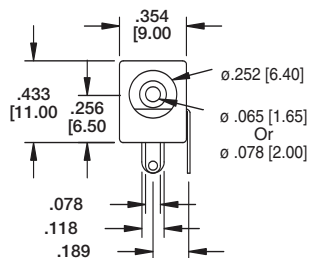


Recommended PCB Layout

#### ADC-002



ADC-002-2

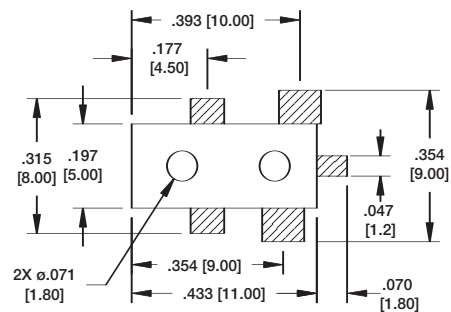
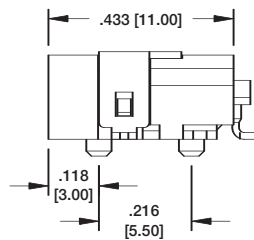
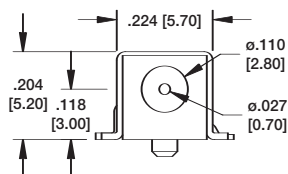


Recommended PCB Layout

#### ADC-024



ADC-024-8

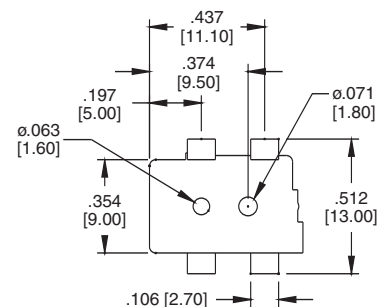
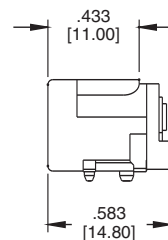
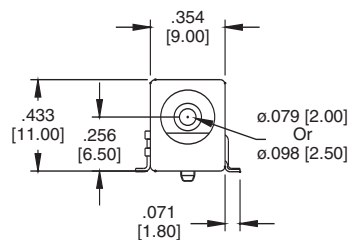


Recommended PCB Layout

#### ADC-028



ADC-028-2

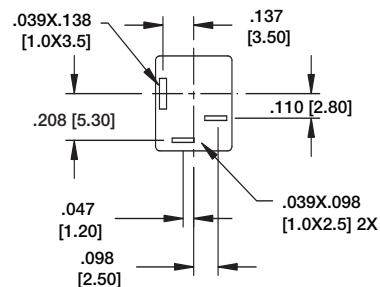
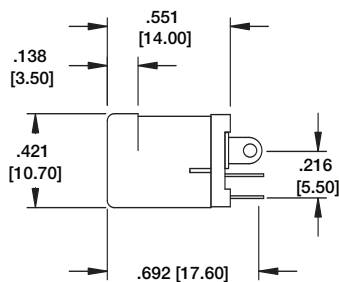
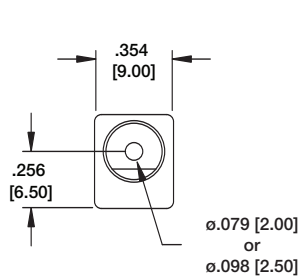


Recommended PCB Layout

#### ADC-010



ADC-010-1

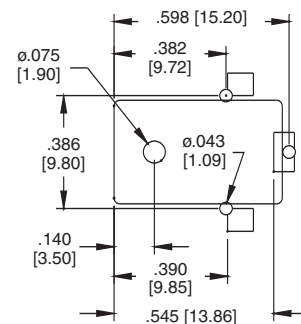
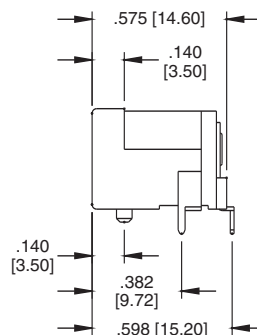
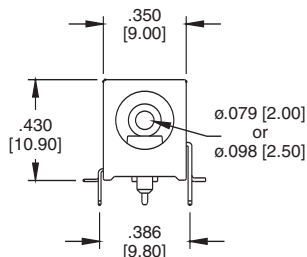


Recommended PCB Layout

#### ADC-015



ADC-015-2

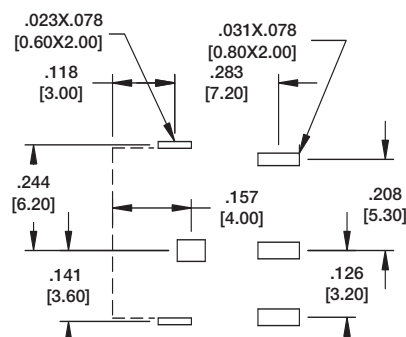
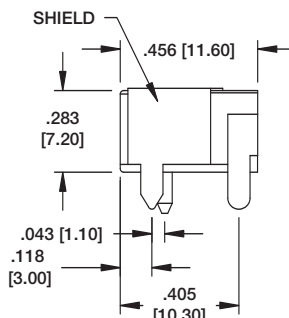
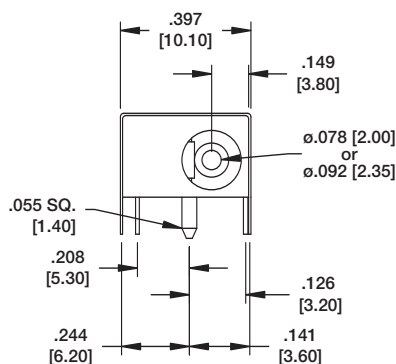


Recommended PCB Layout

#### ADC-045A

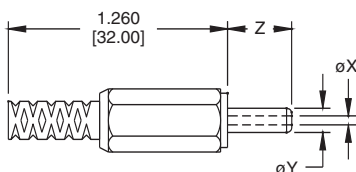


ADC-045A-1

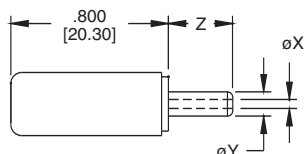


Recommended PCB Layout

#### DC POWER PLUG WITH STRAIN RELIEF



#### DC POWER PLUG WITHOUT STRAIN RELIEF



PLUG WITH STRAIN RELIEF	X	Y	Z
ADP-X/Y/Z-SR	ø.039 [1.00]	ø.137 [3.50]	.374 [9.50]
ADP-X/Y/Z-SR	ø.082 [2.10]	ø.216 [5.50]	.374 [9.50]
ADP-X/Y/Z-SR	ø.098 [2.50]	ø.216 [5.50]	.374 [9.50]

PLUG WITHOUT STRAIN RELIEF	X	Y	Z
ADP-X/Y/Z	ø.039 [1.00]	ø.137 [3.50]	.374 [9.50]
ADP-X/Y/Z	ø.082 [2.10]	ø.216 [5.50]	.374 [9.50]
ADP-X/Y/Z	ø.098 [2.50]	ø.216 [5.50]	.374 [9.50]

# Mouser Electronics

Authorized Distributor

Click to View Pricing, Inventory, Delivery & Lifecycle Information:

ADAM TECH:

[ADC-002-1](#) [ADC-028-1-T/R](#) [ADC-011-3](#) [ADC-028-2](#) [ADC-021-3](#) [ADC-002-2](#)